

**UNITED STATES
SECURITIES AND EXCHANGE COMMISSION**
Washington, D.C. 20549

FORM 10-K

(Mark One)

☒ **ANNUAL REPORT PURSUANT TO SECTION 13 OR 15(d) OF THE SECURITIES EXCHANGE ACT OF 1934**

For the fiscal year ended December 31, 2017

OR

☐ **TRANSITION REPORT PURSUANT TO SECTION 13 OR 15(d) OF THE SECURITIES EXCHANGE ACT OF 1934**

For the transition period from to

Commission File Number: 001-37792

NantHealth, Inc.

(Exact name of registrant as specified in its charter)

Delaware

(State or other jurisdiction of
incorporation or organization)

27-3019889

(I.R.S. Employer
Identification No.)

9920 Jefferson Blvd.
Culver City, California

(Address of principal executive offices)

90232

(Zip Code)

(310) 883-1300

Registrant's telephone number, including area code

Securities registered pursuant to Section 12(b) of the Act:

Title of each class
Common Stock, par value \$0.0001 per share

Name of each exchange on which registered
NASDAQ Global Select Market

Securities registered pursuant to Section 12(g) of the Act: None

Indicate by check mark if the Registrant is a well-known seasoned issuer, as defined in Rule 405 of the Securities Act. YES ☐ NO ☒

Indicate by check mark if the Registrant is not required to file reports pursuant to Section 13 or 15(d) of the Act. YES ☐ NO ☒

Indicate by check mark whether the Registrant: (1) has filed all reports required to be filed by Section 13 or 15(d) of the Securities Exchange Act of 1934 during the preceding 12 months (or for such shorter period that the Registrant was required to file such reports), and (2) has been subject to such filing requirements for the past 90 days. YES ☒ NO ☐

Indicate by check mark whether the Registrant has submitted electronically and posted on its corporate Web site, if any, every Interactive Data File required to be submitted and posted pursuant to Rule 405 of Regulation S-T (§232.405 of this chapter) during the preceding 12 months (or for such shorter period that the Registrant was required to submit and post such files). YES ☒ NO ☐

Indicate by check mark if disclosure of delinquent filers pursuant to Item 405 of Regulation S-K (§229.405 of this chapter) is not contained herein, and will not be contained, to the best of Registrant's knowledge, in definitive proxy or information statements incorporated by reference in Part III of this Form 10-K or any amendment to this Form 10-K. ☐

Indicate by check mark whether the Registrant is a large accelerated filer, an accelerated filer, a non-accelerated filer, a smaller reporting company, or an emerging growth company. See the definitions of "large accelerated filer", "accelerated filer", "smaller reporting company", and "emerging growth company" in Rule 12b-2 of the Exchange Act. (Check one):

Large accelerated filer ☐

Accelerated filer ☒

Non-accelerated filer ☐ (Do not check if a smaller reporting company)

Smaller reporting company ☐

Emerging growth company ☒

If an emerging growth company, indicate by check mark if the registrant has elected not to use the extended transition period for complying with any new or revised financial accounting standards provided pursuant to Section 13(a) of the Exchange Act. ☒

Indicate by check mark whether the Registrant is a shell company (as defined in Rule 12b-2 of the Exchange Act). YES ☐ NO ☒

The aggregate market value of the voting and non-voting common stock held by non-affiliates of the Registrant on June 30, 2017 , based on a closing price \$4.23 per share of common stock on the NASDAQ Global Select Market on June 30, 2017 , was approximately \$155.6 million .

The number of shares of Registrant's common stock, \$0.0001 par value per share, outstanding as of March 12, 2018 was 108,579,229 .

NantHealth, Inc.

Form 10-K For the year ended December 31, 2017 Table Of Contents

	Page
PART I.	4
Item 1. Business	4
Item 1A. Risk Factors	32
Item 1B. Unresolved Staff Comments	74
Item 2. Properties	74
Item 3. Legal Proceedings	75
Item 4. Mine Safety Disclosures	75
PART II.	75
Item 5. Market for Registrant's Common Equity, Related Stockholder Matters and Issuer Purchases of Equity Securities	76
Item 6. Selected Financial Data	78
Item 7. Management's Discussion and Analysis of Financial Condition and Results of Operations	80
Item 7A. Quantitative and Qualitative Disclosures About Market Risk	107
Item 8. Consolidated and Combined Financial Statements and Supplementary Data	107
Item 9. Changes in and Disagreements With Accountants on Accounting and Financial Disclosure	186
Item 9A. Controls and Procedures	186
Item 9B. Other Information	187
PART III.	187
Item 10. Directors, Executive Officers and Corporate Governance	187
Item 11. Executive Compensation	192
Item 12. Security Ownership of Certain Beneficial Owners and Management and Related Stockholder Matters	196
Item 13. Certain Relationships and Related Transactions, and Director Independence	198
Item 14. Principal Accounting Fees and Services	203
PART IV	203
Item 15. Exhibits , Financial Statement Schedules	204
Signatures	207
Exhibits index	205

We own or have rights to trademarks and service marks that we use in connection with the operation of our business. NantHealth, Inc. and our logo as well as other brands such as DeviceConX, GPS Cancer, HBox, Vitality, VitalsConX, NaviNet, Eviti, Eviti | Connect, Eviti | IQ, and other marks relating to our Eviti product line are used in this Annual Report on Form 10-K. Solely for convenience, the trademarks and service marks referred to in this Annual Report on Form 10-K are listed without the (sm) and (TM) symbols, but we will assert, to the fullest extent under applicable law, our rights or the rights of the applicable licensors to these trademarks, service marks and trade names. Additionally, we do not intend for our use or display of other companies' trade names, trademarks, or service marks to imply a relationship with, or endorsement or sponsorship of us by, these other companies.

SPECIAL NOTE REGARDING FORWARD LOOKING STATEMENTS

This Annual Report on Form 10-K, or this Annual Report, including, without limitation, Item 7, “Management’s Discussion and Analysis of Financial Condition and Results of Operations” and Item 1A, “Risk Factors,” contains “forward-looking statements” within the meaning of the Private Securities Litigation Reform Act of 1995. In some cases you can identify these statements by forward-looking words such as “believe,” “may,” “will,” “might,” “estimate,” “continue,” “anticipate,” “intend,” “could,” “should,” “would,” “project,” “plan,” “outlook,” “target,” “expect,” or similar expressions, or the negative or plural of these words or expressions. These forward-looking statements include, but are not limited to, statements concerning the following:

- the structural change in the market for healthcare in the United States, including uncertainty in the healthcare regulatory framework and regulatory developments in the United States and foreign countries;
- the evolving treatment paradigm for cancer, including physicians’ use of molecular information and targeted oncology therapeutics and the market size for molecular information products;
- physicians’ need for precision medicine products and any perceived advantage of our solutions over those of our competitors, including the ability of our comprehensive platform to help physicians treat their patients’ cancers;
- our ability to generate revenue from sales of products enabled by our molecular and biometric information platforms to physicians in clinical settings;
- our ability to increase the commercial success of our sequencing and molecular analysis solution;
- our plans or ability to obtain reimbursement for our sequencing and molecular analysis solution, including expectations as to our ability or the amount of time it will take to achieve successful reimbursement from third-party payers, such as commercial insurance companies and health maintenance organizations, and government insurance programs, such as Medicare and Medicaid;
- our ability to effectively manage our growth, including the rate and degree of market acceptance of our solutions;
- our ability to offer new and innovative products and services;
- our ability to attract new partners and clients;
- our ability to estimate the size of our target market;
- our ability to maintain and enhance our reputation and brand recognition;
- consolidation in the healthcare industry;
- competition which could limit our ability to maintain or expand market share within our industry;
- restrictions and penalties as a result of privacy and data protection laws;
- our use of “open source” software;
- our ability to use, disclose, de-identify or license data and to integrate third-party technologies;
- data loss or corruption due to failures or errors in our systems and service disruptions at our data centers;
- breaches or failures of our security measures;
- our reliance on Internet infrastructure, bandwidth providers, data center providers, other third parties and our own systems for providing services to our users;
- risks related to future acquisition opportunities;
- the requirements of being a public company;
- our ability to attract and retain key personnel;
- our expectations regarding the period during which we qualify as an emerging growth company under the JOBS Act;
- our ability to obtain and maintain intellectual property protection for our solutions and not infringe upon the intellectual property of others;
- our ability to implement our comprehensive restructuring plan that includes a wide range of organizational efficiency initiatives and other cost reduction opportunities; and
- our financial performance expectations, including our expectations regarding our revenue, cost of revenue, gross profit or gross margin, operating expenses, including changes in research and development, sales and marketing and general and administrative expenses, and our ability to achieve and maintain future profitability.

We caution you that the foregoing list does not contain all of the forward-looking statements made in this Annual Report.

These forward-looking statements are based on current expectations and assumptions that are subject to risks and uncertainties, which could cause our actual results to differ materially from those reflected in the forward-looking statements. These statements are within the meaning of the “safe harbor” provisions of the Private Securities Litigation Reform Act of 1995. These statements appear throughout this Annual Report and are statements regarding our intent, belief, or current expectations, primarily with respect to our business and related industry developments. You should not place undue reliance on these forward-looking statements, which apply only as of the date of this Annual Report. Our actual results could differ materially from those anticipated in these forward-looking statements for many reasons, including the risks faced by us and described in Part I, Item 1A, “Risk Factors,” and in “Management’s Discussion and Analysis of Financial Condition and Results of Operations” in Part II, Item 7 of this Annual Report. We undertake no obligation to update any forward-looking statements for any reason to conform these statements to actual results or to changes in our expectations, except as required by law.

PART I

Item 1. Business

Overview

NantHealth is a next-generation healthcare company that is transforming the way critical diseases, such as cancer, are known and treated. Specifically, we employ precision medicine and technology to give physicians, payers, and patients more actionable information than ever before.

To accomplish this, we employ a unique systems-based approach to personalized healthcare applying novel diagnostics tailored to the specific molecular profiles of patient tissues and integrate this molecular data in a clinical setting with large-scale, real-time biometric signal and phenotypic data to track patient outcomes and deliver precision medicine. For nearly a decade, we have developed an adaptive learning system that integrates our unique molecular profiling solution, software and hardware. Our systems infrastructure collects, indexes, analyzes and interprets billions of molecular, clinical, operational and financial data points derived from novel and traditional sources to continuously improve decision-making and optimize our clinical pathways and decision algorithms over time. As a pioneer in the era of big data and augmented intelligence, we believe we are uniquely positioned to benefit from multiple significant market opportunities as healthcare providers and payers transition from fee-for-service to value-based reimbursement models and accelerate their pursuit of evidence-based clinical practice.

Our mission is to show the world a better path to the cure and to empower:

- providers to seamlessly act on the best evidence-based information available to better fulfill their roles as caregivers rather than financial managers;
- payers with the necessary tools to better fulfill their roles as stewards of an increasingly complex and rapidly evolving healthcare system;
- biopharmaceutical companies to accelerate development of drugs for critical illnesses based upon the unique biology and specific health conditions of patients; and
- patients with the knowledge to enable active participation in the management of their own health, or self-care.

We derive revenue from sales of software-as-a-service, licensed software and maintenance, hardware, services, and molecular analysis services (including GPS Cancer) to healthcare providers, payers and self-insured employers.

We Are Uniquely Positioned to Address Transformative Shifts across the Healthcare Continuum

The efficiency and effectiveness of the current healthcare system is often hindered by the complex, dynamic interplay of three uncoordinated and segregated domains: the knowledge domain, the care delivery domain, and the payer domain. The disparate nature of these domains, and their often-inconsistent incentives and conflicting priorities, can inhibit interoperability and coordination. We believe two simultaneous, transformative shifts are highlighting these critical deficiencies of the current healthcare environment:

1. ***A rapid evolution from traditional fee-for-service to patient-centered and patient-empowered, value-based models driven by quantifiable measures of outcomes relative to cost***. Unsustainable escalating healthcare costs, which we believe is due to broken fee-for-service models, is driving many stakeholders and governments towards alternative delivery models. Despite significant investments in EHRs and other technologies designed to enable the transition to more value-based care, we believe that, in a fee-for-service model, the economic incentives generally discourage coordination amongst healthcare stakeholders and encourage volume-driven (rather than outcomes-driven) decision-making. This model results in healthcare and financial data that remains largely segregated into “walled gardens.” Thus, patient data often remains static and cannot be easily shared or interpreted due to siloed legacy proprietary platforms that lack interoperability.

2. **A paradigm shift to molecularly precise and real-time biometric-driven medicine, with both massive volumes and rapidly expanding repositories of complex data from traditional and novel sources.** Advances in molecular medicine require healthcare providers to promptly aggregate, evaluate and synthesize hundreds to thousands of relevant facts in real time to arrive at a single patient decision. Molecular profiling often generates hundreds of gigabytes of data per patient, which must then be transported, stored, analyzed and interpreted with supercomputing and/or high-performance computing environments. We believe the rapid pace of medical advancements, the massive amount of molecular data and the frequency of biometric information is overwhelming many providers' ability to process that information at the point of care, thereby inhibiting the paradigm shift to individualized medicine.

We believe these shifts and the associated challenges require next-generation and advanced technology systems that deliver more information than ever available before, faster and with more relevance and accuracy than healthcare continuum has experienced. NantHealth has the unique ability to extract, normalize, assemble, analyze and interpret the increasingly overwhelming relevant data to implement molecularly precise, biometrically monitored medicine and effectively transition to value-based care. Given the magnitude of these shifts and the difficulty involved in addressing the associated challenges, we believe our solution platforms are unmatched and put us best positioned to be at the forefront of multiple large and growing market opportunities. We estimate that the potential market size of our combined solution offerings exceeds \$50 billion globally. We have invested significant capital and healthcare and biotechnology expertise over nearly a decade to develop, acquire and integrate the components that we believe address many of the challenges faced by stakeholders across the continuum of care.

Our Strategy

Our goal is to become the leading evidence-based, personalized healthcare company transforming the way critical diseases, such as cancer, are known and treated. We seek to enable clients to deliver improved patient outcomes and more effective treatment decisions for critical illnesses by applying novel diagnostics tailored to the specific molecular profiles of patient tissues and integrated clinically with large-scale, real-time biometric signal and phenotypical data. To accomplish this goal, we plan to deploy NantHealth solutions designed to address and accelerate the transformational shifts occurring in healthcare: rapid evolution from traditional fee-for-service to value-based models and the paradigm shift to molecularly precise and real-time biometric driven medicine. The key elements of our strategy include:

- **Driving global reimbursement, awareness, and adoption of GPS Cancer.** To drive the growth of GPS Cancer in the United States, we have deployed an integrated, multi-pronged strategy to (1) obtain reimbursement through large national and regional payers and self-insured employers and (2) drive oncologist awareness and adoption in those regions with reimbursement. Likewise, we are pursuing international growth through a combination of reseller agreements and other unique partnership models to yield predictable and recurring revenue. To date, we have announced agreements and agreements in principle for US insurance coverage for GPS Cancer with health plans, providers and self-insured employers, as well as reseller agreements in multiple countries outside of the US. Traction amongst commercial payers, employers, and partners continues to accelerate globally. We are also increasing recognition of GPS Cancer through engaging and educating oncologists, cancer patients, caregivers, patient advocacy groups and other key oncology stakeholders, and communicating patient outcomes through peer-reviewed journals and conference presentations. Finally, we are a founding member of the Cancer Breakthroughs 2020 Global Immunotherapy Coalition, which we believe will help accelerate the adoption and validation of GPS Cancer.
- **Increasing sales of NantHealth solutions, to healthcare providers, payers and self-insured employers.** We are marketing NantHealth solutions to healthcare providers transitioning from fee-for-service reimbursement models to value-based care models in pursuit of improved patient outcomes and lower costs. We believe we are positioning NantHealth as a next-generation payer intermediary and partner with healthcare payers and self-insured employers as they roll out value-based model partnerships and transition to value-based precision care.
- **Broadening usage of our solutions among existing clients.** Our broad portfolio of NantHealth solutions affords us a unique ability to expand our agreements with existing clients through cross-selling opportunities. We are actively focused on leveraging existing relationships to create these opportunities to drive additional revenue for our solutions including GPS Cancer and NantHealth software solutions. Many of our clients are already successfully using certain of our solutions, and we are working to demonstrate the full value of our integrated systems infrastructure and platforms.

- **Expanding our business in international markets.** We are executing our go-to-market strategies internationally, creating global awareness of our brand and taking steps towards our goal of broader adoption worldwide. We are expanding aggressively in Canada, the United Kingdom and Southeast Asia and opportunistically in other international markets where we or our strategic partners have established relationships and our clients have healthcare business interests.
- **Developing new features and functionality for NantHealth solutions.** We plan to continue to leverage NantHealth solutions to create new features and functionality that our clients can use to drive improved patient outcomes and lower the cost of care. This includes expansion of our molecular profiling portfolio expected to broaden clinical utility and enhance usability.
- **Complementing internal growth with strategic acquisitions.** We believe opportunities exist for us to enhance our competitive position by acquiring additional companies with complementary products and technologies and/or acquiring rights to proprietary products or technologies from third parties.

Our Industry

Today, the U.S. healthcare landscape is being redefined by the shift toward value-based reimbursement models and an explosion of the quantity, frequency and complexity of data. We believe there is a demand for platforms that utilize a molecularly precise and systems-based approach to addressing the following underlying transformative shifts and challenges.

A rapid evolution from traditional fee-for-service to patient-centered and patient-empowered, value-based models driven by quantifiable measures of outcomes relative to cost.

In response to the rising cost of healthcare, government and private payers and providers are introducing value-based care models. In value-based models, providers assume increased levels of clinical and financial responsibility for patient outcomes, instead of being reimbursed strictly based on the quantity of services provided. For example, the U.S. Department of Health and Human Services, or HHS, has set a goal of tying 30 percent of Medicare fee-for-service payments to quality or value through alternative payment models by 2016 and 50 percent by 2018. We believe that healthcare platforms that efficiently assist healthcare stakeholders to transition to these value-based models will be best positioned to capture this opportunity.

Challenges associated with the adoption of value-based models

The healthcare continuum can be viewed as an aggregation of three distinct domains:

- The knowledge domain, including academic centers, scientific institutions and companies that discover and commercialize medical and scientific knowledge;
- The care delivery domain, including hospitals, physicians and other constituents that deliver healthcare to patients; and
- The payer domain, including insurers, governments and self-insured employers that administer and provide funding to the healthcare system.

The disparate and fragmented nature of these domains and economic incentives under traditional fee-for-service models frequently result in overtreatment, high costs and suboptimal patient outcomes. Fee-for-service models are as a general matter inherently site-centric, volume driven, reactive in nature and uncoordinated. In contrast, value-based models are generally more patient-centric, outcomes-focused, proactive and coordinated across the care continuum.

Despite a clear need, the design and implementation of next-generation interoperable systems has been limited due to reliance on legacy, site-specific, fee-for-service technology systems and infrastructure. Since the passage of the HITECH Act in 2009, providers and payers have made significant investments in EHRs, and other technologies meant to enable the transition to value-based care. Despite extensive investment and coordination, the introduction of value-based models has been limited due to the shortcomings of legacy, proprietary systems and the reliance on unstructured data that hinders interoperability and cannot be sufficiently shared or manipulated to produce actionable findings. Value-based models require collection and analysis of longitudinal treatment, outcomes and financial data at the patient level, regardless of treatment site. Critically, these systems must also securely safeguard patient data in compliance with stringent HIPAA and other privacy regulations. We believe that there is a significant need for interoperability platforms that dynamically access, normalize, integrate and update information from disparate sources across the healthcare continuum in real time. Secure interoperability platforms can allow for more comprehensive solutions development that proactively connect, deliver business and clinical intelligence and enable enhanced provider and patient engagement.

A paradigm shift to molecularly precise and real-time biometric-driven medicine, with both massive volumes and rapidly expanding categories of complex data from traditional and novel sources.

The collection and interpretation of molecular profiles and real-time biometric monitoring has the potential to dramatically improve quality and outcomes.

Evolution to comprehensive molecular analysis

Advances in sequencing over the last 15 years and the associated cost efficiencies have led to the development of targeted therapeutics initiating the transformation from “one size fits all” treatments to personalized, molecularly precise medicine. Single marker and gene panel diagnostic tests have now advanced from the research to clinical care settings. Oncology is leading the rapid advances in molecular testing and the development of targeted therapeutics based on increasing understanding of the impact of molecular profile on disease progression. Recent publications, including The Cancer Genome Atlas Research Network genomic and molecular characterization studies, support selection of treatment regimens based on the underlying molecular pathways and related genomic alterations in the genetic profile of the tumor compared with the patient's own germline, as opposed to the anatomical location of the cancer in the patient's body. Cancer is increasingly understood to be a heterogeneous collection of rare diseases, with hundreds of patient-specific, cancer-promoting mutated proteins, some known and many more unknown, called neopeptides. Identifying and targeting these mutated proteins is requiring more comprehensive genomic and proteomic analysis, which is increasingly becoming embedded in drug approvals. As a result, we believe comprehensive genomic and proteomic analysis is positioned to become the standard of clinical care, replacing single marker or gene panels in treating cancer patients.

Oncology has been an early adopter of precision medicine due to the cost as well as inconsistent and often poor clinical outcomes associated with many traditional “trial-and-error” treatment regimens. While oncology represents the most immediate opportunity, we believe other disease areas are beginning to experience a similar evolution, with immune-related diseases, central nervous system disorders and transplants having a high potential for adoption of personalized medicine. We believe technologies that enable the capture, aggregation and analysis of massive volumes of genomic data will further bolster the growth of precision medicine and its expansion from cancer to additional disease states. Over time, we believe this will lead to identification of drugs that target specific pathways by using a universal personalized companion diagnostics platform, ultimately resulting in improved clinical outcomes.

Limitations of the existing single marker and gene panel approach

The human genome is comprised of approximately 20,000 genes and 3 billion DNA base pairs. Until recently, scientists have focused on less than 2% of the genome that is responsible for coding proteins. As a result, most diagnostic tests today only analyze specific genes, or gene panels, exploring only a fraction of the human genome, while incorporating “a priori” assumptions that capture only a subset of the most common gene alterations. These alterations are calculated relative to a reference genome of a population instead of a patient's own healthy tissue, or germline. Gene panels that utilize a reference genome often fail to capture key, medically actionable mutations or incorrectly highlight mutations present in both the germline and cancer tissue. This is important because disease-specific insights are derived not only from DNA alterations, but also from protein expression and protein activity at the cellular level, known as proteomics. Analyses that exclude whole genome sequencing, RNA and quantitative proteomic analysis and comparisons to an individual's germline instead of a reference genome can lead to materially false positive and false negative results. A more comprehensive molecular analysis would allow providers to develop personalized treatment regimens, replacing existing costly “trial-and-error” approaches to treatment. A comprehensive molecular analysis, including both germline and cancer tissue, would make no assumptions as to the molecular driver of the patient's disease and would capture mutations that are commonly missed by gene panels.

Challenges associated with the adoption of comprehensive molecular analysis

Comprehensive molecular analysis combines whole genome-to-germline comparison and protein expression analysis. Comprehensive molecular analysis has been difficult to perform in a practical, timely and cost-effective manner because it has long run times to complete sequencing, creates hundreds of gigabytes of complex data per patient, which must be transported, stored and analyzed with supercomputing and/or high performance computing environments in a clinically relevant period of time, and requires large capital investments required to perform sequencing at scale. Furthermore, the absence of adaptive machine learning algorithms to enable efficient medical interpretation and effective protein expression analysis has inhibited the ability to derive value from the massive amount of data produced by comprehensive molecular analysis. Accordingly, comprehensive molecular analysis has primarily been utilized in the academic and research settings, and not in the clinical setting to inform treatment decisions. Finally, there have been insurance coverage and reimbursement challenges for comprehensive molecular analysis solutions, limiting their adoption.

Increasing proliferation and importance of real-time biometric data and its adoption in hospitals and other patient care settings

Several trends are contributing to the rising importance and availability of biometric data, including the increasing prevalence of connected devices in multiple care settings and the opportunity for proactive patient interventions to improve health outcomes. As hospital systems implement EHRs, they have installed hardware and software solutions to connect medical devices to collect periodic sampling of key patient metrics such as respiratory rate, blood pressure and heart rate. Providers have expanded these technologies into other care settings, including skilled nursing facilities, nursing homes, outpatient facilities and patients' homes. Concurrently, with the advent of connected devices, activity monitors and remote patient monitoring devices are achieving widespread adoption, allowing for the increased quantification of key biometric signals. Healthcare professionals have the potential to gain a more comprehensive view of an individual's health on a real-time basis across care settings through increased adoption of patient monitoring devices. The increased availability of quantifiable biometric data allows for the implementation of decision support tools and proactive treatment interventions, potentially utilizing care pathways and learning algorithms to improve care outcomes.

Challenges associated with leveraging quantifiable, real-time biometric analysis in multiple care settings

An increasing amount of biometric data is being generated by the proliferation of connected devices. However, complexities associated with synthesizing this data into actionable insights remain an obstacle. Although many hospital-based medical devices can continuously stream data to an EHR, frequently the EHR can only accept periodic data, potentially missing a critically relevant patient episode. There is also a lack of comprehensive solutions that support physician decision-making in real time. The absence of effective data interpretation supported by adaptive machine learning or other algorithms is evidenced by "alarm fatigue" among many healthcare providers (a condition that can occur when one is exposed to many frequent alarms or alters and consequently becomes desensitized to them) as they struggle to establish optimal event thresholds.

Growth in complexity and its promise for value-based models

Advances in molecular medicine and real-time biometrics require healthcare providers to promptly aggregate, evaluate and synthesize hundreds to thousands of relevant facts to arrive at a single patient decision. With the enormous complexity of genomics and expression analysis derived from comprehensive molecular analysis, the pace of medical advancements, and the significant amount of data being created every day by patient care, payment and regulatory compliance systems, it is nearly impossible for a practicing physician to interpret and synthesize the deluge of complex information required for patient treatment.

We believe there is a considerable need for advanced adaptive machine learning algorithms to collect, index and analyze rich biometric, phenotypic, genomic and proteomic data at scale to support physician decision-making. Although this complexity creates significant challenges, it also presents opportunities for developers of systems infrastructures, platforms and learning systems that can identify clinically meaningful correlations that can be employed to improve patient outcomes in a cost-effective manner.

Our Market Opportunity

We believe the increasing focus on value-based reimbursement models and evidence-based, personalized medicine will drive validation and adoption of NantHealth solutions. Recent statistics show that 41% of Americans will be diagnosed with cancer at some point in their lives, resulting in a potential \$173 billion of medical costs by 2020. Additionally, we see the precision medicine market growing substantially as comprehensive diagnostics and evidence-based medicine become increasingly important across multiple disease areas and likely assuming greater share of the combined biopharmaceutical and diagnostics markets. We expect several factors to drive adoption of our universal diagnostics solution GPS Cancer, which enables an increased understanding of molecular pathways and their targets, such as:

- Improved pharmacoeconomics, including the use of more cost-effective drugs approved for other indications (such as asthma and diabetes) in cancer treatment regimens;
- A clearer understanding of critical drug resistance information;
- Increased adoption of bundled payments as providers and payers recognize the efficiency of optimized therapies; and
- Increased awareness and published clinical results demonstrating the benefits of evidence-based molecular medicine.

We believe the potential addressable market for NantHealth solutions to be in excess of \$50 billion annually and will continue to grow in relation to the market-share gains of value-based models and the adoption of precision medicine.

NantHealth Solutions

Our NantHealth solutions comprise a highly differentiated, integrated model for the delivery of healthcare, comprised of our unique molecular profiling solution, software, and hardware systems infrastructure, which integrates patient data management, bioinformatics, and molecular medicine, enabling value-based care and evidence-based clinical practice. Our platform and our multi-domain solutions are designed to address some of the most pressing cross-domain challenges across the healthcare continuum. Built upon our unifying systems infrastructure, our solutions are single-domain and cross-domain offerings that can be applied, for example, within a hospital system or for a hospital system and a commercial insurance provider in an Accountable Care Organization, or ACO, crossing multiple domains. We believe this integrated and comprehensive systems-based approach uniquely positions us (i) to deliver 21st century molecular and biometric signature-driven precision medicine and potentially change the current paradigm of uncoordinated healthcare and (ii) as a next-generation payer intermediary who facilitates payment for value.

- **Cancer Care Solutions** . Our comprehensive set of interoperability, advanced diagnostics, risk stratification and decision support solutions (Eviti) can enable our clients to improve decision-making and coordinate care across the healthcare continuum. Our molecular profiling solution, GPS Cancer, is the only comprehensive and commercially available molecular profiling solution that integrates whole genome (comparing both a patient's normal and tumor tissue), RNA, proteomic and molecular pathways information into a clinical report that analyzes this data and identifies actionable targets and potential clinical treatment options.
- **Provider Solutions** . Our provider solution software, comprised of an integration of our various solutions, including DeviceConX, VitalsConX and NaviNet, leverage the data available on our systems infrastructure to enable patient-centered engagement and coordination across care locations. Our NantHealth software solutions include real-time vitals connectivity, and clinical and administrative workflows including eligibility and benefits, claims, referral and readmissions management solutions. Our device connectivity modules and flexible applications analyze and interpret patient and provider-specific information and can deliver critical clinical and administrative insights.
- **Payer Solutions** . Our payer NantHealth software solutions establish daily access to the clinical practice and caregiver and leverage the data available on our systems infrastructure to facilitate payment for value. We believe our position between the payer and the provider allows us to align incentives as a next-generation payer intermediary, to help payers ensure consistent evidence-based treatment pathways and to accelerate pre-adjudication and lower administrative overhead for providers. This can ultimately drive quality of care and streamline workflows while improving control over the administrative and operating costs associated with eligibility and benefits, claims processing, referrals, authorizations, document exchange and review utilization. Our multi-payer collaboration solution, NaviNet Open, offers provider end users a uniform set of workflows and services across many or all the payers with whom they routinely collaborate. This multipayer experience benefits payers and providers alike. Providers can benefit from a uniform experience and toolset across multiple payer relationships, and the payer can benefit from the uniform application of best practices, tools, and options, as well as the reduction in costly errors and phone-based interactions that can stem from a non-uniform end-user experience.

We designed our NantHealth solutions to enable providers, payers and self-insured employers to overcome challenges encountered across the knowledge, care delivery, and payer domains within the healthcare continuum.

We are a leading vendor of payer-provider collaboration solutions (NaviNet Open), with a national provider network of approximately 800,000 active user accounts on the NaviNet platform across all 50 states. We also estimate that over 75% of all oncology practices in the United States have used Eviti, our decision support solution.

In this Annual Report, "active user account" means a NaviNet Open user account for which the applicable user has established or reset their permanent password in the previous 120 days.

Our Systems Infrastructure

Our unique interoperable systems infrastructure has been built over the last decade to address the knowledge, care delivery and payer domains. As of December 31, 2017, our NantHealth solutions or their components have been widely adopted, processing nearly 50 million payer-provider transactions per month with approximately 853,000 active user accounts nationwide.

NantHealth software solutions is a powerful systems infrastructure that organizes and integrates the data streams that form the foundation of our adaptive learning system. It serves as the foundation of our platforms and products and provides critical data and inter- and intra-domain interoperability to coordinate the complex, dynamic interplay of otherwise uncoordinated and segregated healthcare data. This systems-based approach enables the near real-time transfer and clinical translation of genomic and proteomic analysis, biometric signal data and actionable information to the care delivery domain, with access to a HIPAA-compliant cloud, providing the coordination of reimbursement between the care delivery domain and the payer domain. We have created and are applying a highly scaled, adaptive learning system that is designed to address many of the specific limitations and complexities of the current siloed healthcare system.

Our Systems Infrastructure is comprised of:

- Access to next-generation genomic and proteomic analysis technologies with near real-time bioinformatics, provided as part of GPS Cancer through our affiliate, NantOmics;
- Access to a secure HIPAA-compliant cloud environment; and
- Device connectivity in over 350 client sites to what we estimate to be approximately 30,000 medical devices and collecting tens of billions of vital signs annually with the ability to connect to over 425 medical device models.

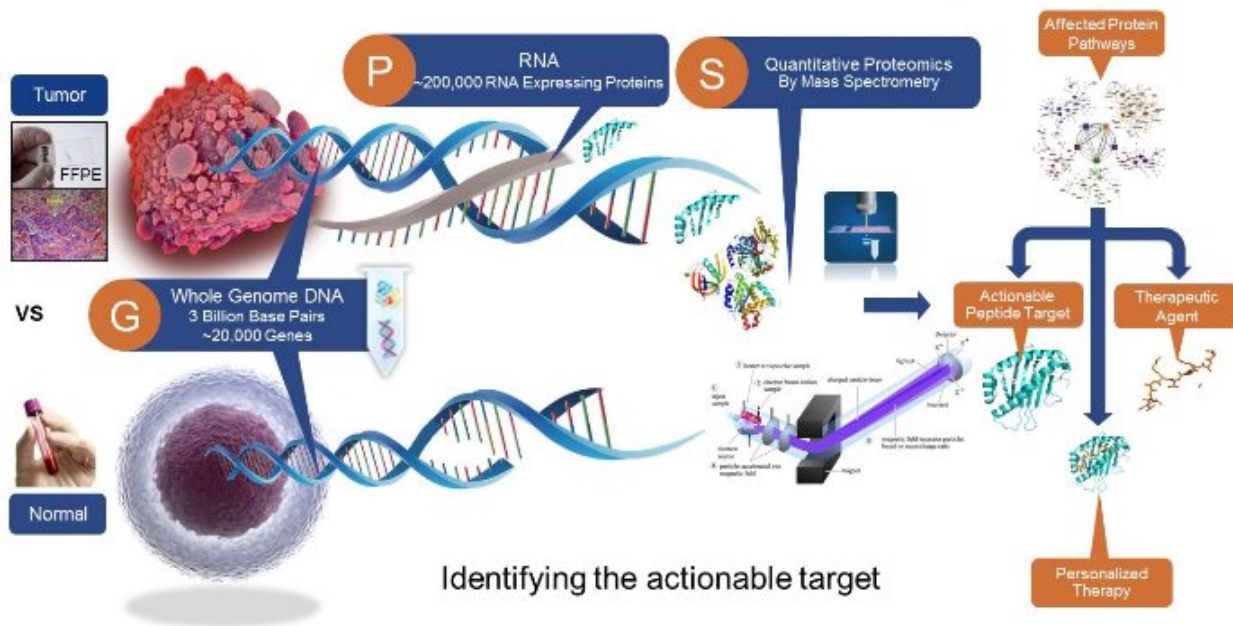
Our access to CAP- and CLIA-certified sequencing capability, coupled with supercomputer environments, enables us to deliver comprehensive genomic and quantitative proteomic analysis. We have established a HIPAA-compliant, secure and scalable cloud computing, storage and transport infrastructure capable of processing, storing and transporting petabytes of diverse, protected patient data. Our device connectivity and real-time biometric monitoring software and hardware solutions allow us to aggregate data through the open architecture platform, from one of the largest libraries of in-hospital and remote medical devices and wearables on the market. Our cloud-based NantHealth software solutions accesses, integrates and updates information from disparate clinical, operational and financial systems to create a dynamic and actionable dataset. This framework enables us, our clients and third-party partners to develop an integrated ecosystem of compatible applications.

We believe other organizations have not yet been able to integrate these components in a similarly near real-time and continuous manner, and this personalized, evidence-based molecular approach, combined with our NantHealth solutions, significantly differentiates us from our competitors. In addition, third parties may use our solutions to deliver drugs to patients in a more predictive, preventative and evidence-based manner, potentially improving patient outcomes and pharmacoeconomics.

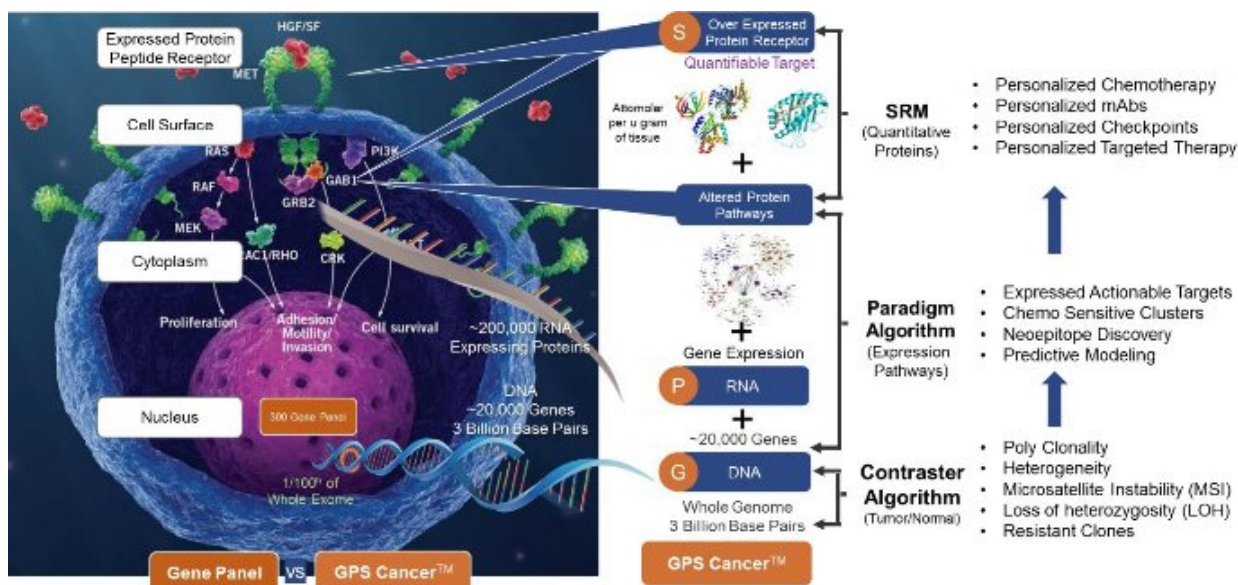
Product Overviews

GPS Cancer:

GPS Cancer is a comprehensive molecular profile that integrates whole genome (DNA) sequencing of tumor and normal germline samples, whole transcriptome (RNA) sequencing, and quantitative proteomics by mass spectrometry, providing oncologists with unprecedented insights into the unique molecular signature of a patient's cancer to inform personalized treatment strategies. The results of the GPS Cancer profile can provide oncologists with insight into cancer therapies that may have potential benefit - including active clinical trials - and those therapies to which the cancer may be resistant. GPS Cancer profiling is conducted in CLIA-certified and CAP-accredited laboratories.



GPS Cancer compares a total of 6 billion DNA base pairs between a patient's healthy normal (or germline) sample and the tumor sample (usually Formalin-Fixed, Paraffin-Embedded-FFPE or fresh frozen tissue) each encoding for over 20,000 genes. All the RNA (over 200,000 transcripts) from the tumor sample is sequenced to confirm and give evidence of expression of mutations found in the genome. We identify affected molecular pathways that are drivers of a patient's cancer by analyzing DNA and RNA sequence data against our curated database of over 15,000 nodes within approximately 1,500 protein pathways. GPS Cancer's quantitative proteomics analysis, also performed on FFPE samples, is built on a platform of laser microdissection, proprietary liquid tissue processing and mass spectrometry-based Selected Reaction Monitoring (SRM), allowing measurements of proteins at the attomolar level. We gain insights into a patient's affected protein pathways using all these methods and determine actionable peptide targets to recommend potential therapeutic agents specifically designed for the individual patient.



Cancer is increasingly understood to be a heterogeneous collection of rare diseases. As such, understanding genomic alterations and protein expression in tumor samples can help to identify potential treatment options for the personalized management of people with cancer.

Whole genome sequencing of a person's tumor sample against their normal sample highlights molecular alterations that are specific to their tumor DNA, and RNA sequencing subsequently confirms the alterations identified in the DNA of a person's tumor. Whole genome sequencing and RNA sequencing can provide vital clinical information about individual molecular alterations in tumors that result in abnormal proteins, which can be important targets for many cancer therapies.

Quantitative proteomics measures the amounts of clinically relevant proteins. Knowing the quantity of a specific protein present in a tumor can help oncology care providers better understand potential responses to conventional therapeutic modalities such as chemotherapies, targeted therapies, and immunotherapies.

GPS Cancer identifies genomic and proteomic alterations with high clinical relevance to each person's tumor. The alterations are then matched to drugs that might be effective against tumors containing the specific change. By identifying the totality of alterations from whole genome sequencing, honing in on alterations that are associated with protein expression from RNA sequencing, and combining clinically relevant proteins determined from quantitative proteomics, a more accurate and comprehensive molecular profile is assembled that can inform the therapeutic options available to oncology care providers and their patients.

By enabling informed therapy selection and utilization, GPS Cancer brings various opportunities to impact both cost and quality of care for individuals with cancer, such as:

- *Avoiding ineffective therapy usage:* By providing molecular insight into sensitivity or resistance to specific drugs, GPS Cancer may help oncologists identify regimens that are unlikely to benefit the patient. This insight may help avoid use of high-cost therapies that are unlikely to help the patient.
- *Decreasing treatment cycles through improved therapy selection:* Therapies selected based on molecular evidence of likely benefit may require fewer cycles to achieve response.
- *Increasing clinical trial participation:* For many advanced cancers, standard-of-care drug options are quickly exhausted, and clinical trials represent a source of additional options for patients. GPS Cancer helps identify trials that may be applicable to the patient based on their tumor's molecular profile.

For example, according to a presentation at ASCO 2015, it was estimated that a typical patient receiving a combination therapy of two checkpoint inhibitors, one anti-PD-1 agent and one anti-CTLA-4 agent, would cost approximately \$300,000 with approximately \$60,000 being the patient's out-of-pocket cost (assuming a 20% copay). Applying this figure to the nearly 600,000 patients dying from metastatic cancer annually (no adjuvant therapy), the treatment would cost society nearly \$174 billion annually. Studies suggest that cancer therapeutics such as immune checkpoint inhibitors are more effective when there is a high neoantigen and nonsynonymous mutation (i.e., results in a change in the amino acid sequence) burden in the tumor. We believe GPS Cancer's ability to identify mutation burden and neoepitopes through its comprehensive omics analysis will serve as a critical and novel source for both pre-treatment efficacy analysis and individualized immunotherapies for cancer patients.

GPS Cancer Report

Our GPS Cancer solution further leverages novel adaptive machine learning algorithms that match the identified alterations to an extensive and evolving library of signaling pathways, drugs and drug targets, regardless of indication, to provide predictive analyses that can enable the physician to make decisions regarding the potential efficacy of personalized therapies, as well as points of resistance. GPS Cancer results are available to the ordering physician in a concise report. While the GPS Cancer report does not recommend treatments, it can enable the treating physician to develop a personalized treatment plan after discussing with the patient the available treatment options and the potential risks associated with each treatment option. The GPS Cancer report can be utilized by the physician in several ways. The report may:

- List targets based on DNA/RNA/quantitative protein analysis that may be treated by FDA-approved drugs either in an on-label or off-label manner based on peer-reviewed clinical data;
- List findings that suggest a particular targeted therapy which the physician would otherwise use may not work due to a potential resistance marker;
- List the quantitative expression of certain proteins that suggest a chemotherapy agent may be more likely, or alternatively, less likely, to work;
- Provide information on key biomarkers that inform the use of immunotherapy, including PD-L1, tumor mutational burden, and microsatellite instability (MSI);
- Provide the information necessary for the physician to decide whether it is appropriate to place the patient in a clinical trial; and
- Provide key information based on germline sequencing, including germline mutations in cancer predisposition genes and confirmation of provenance - i.e., that the tumor being tested comes from the intended patient.

Insurance Coverage

In January 2016, a large health plan announced that it would provide insurance coverage for GPS Cancer, representing the nation's first such insurance coverage for a whole genome and proteome molecular diagnostic platform. This health plan's medical policy provides coverage for GPS Cancer for any of the following conditions in an individual with documented performance status that identifies treatment of their condition as a viable option:

- Cancer of unknown primary;
- Rare cancers (i.e., less than one percent of cancers) with metastases for which there are only documented case reports and small series of treatment experience;
- Metastatic cancer that has progressed after treatment with a regimen of chemotherapy and for which additional chemotherapy is indicated;
- Primary brain cancer;
- Pediatric cancers;
- Triple negative breast cancer;
- Virally infected tumors;
- Metastatic non-small cell lung cancer that has progressed after treatment with two different regimens of chemotherapy and for which additional chemotherapy is indicated; and
- Individuals eligible for cancer immunotherapy.

Subsequently, we have announced coverage of GPS Cancer by providers as well as self-insured employer groups. GPS has also been selected as the molecular profiling tool of choice for other projects (e.g., pilot, research study), including the Philadelphia Coalition for a Cure, which is seeking to advance treatment options for patients with brain tumors. We believe traction among commercial payers and self-insured employers will continue to grow.

Competitive Advantage of GPS Cancer's Comprehensive Molecular Analysis Capabilities

Current approaches to enabling precision cancer care have various limitations described below. GPS Cancer is specifically designed to help oncologists overcome these challenges.

Clinical challenge #1: DNA-only, tumor-only gene panels (i.e., without tumor-germline comparison) may result in inaccurate mutation calls in druggable targets.

GPS Cancer includes:

- RNA sequencing to confirm DNA alterations that may result in expression of abnormal proteins; and
- Tumor-germline comparison to (1) help avoid inappropriate therapies due to misinterpretation of inherited mutations as somatic and (2) confirm provenance - i.e., that the tumor being tested comes from that patient.

Many of the current gene panels on the market are limited to only a small fraction of the genome and fail to cover the full molecular profile of a patient's tumor. Because these panels measure less than 2% of the approximately 20,000 genes and less than 0.04% of the entire genome, the results may be fraught with a significant number of false negatives, potentially leading to erroneous clinical decisions. Furthermore, many gene panel tests fail to directly compare the patient's tumor to the patient's normal (or germline) genome, potentially leading to false positives by suggesting a mutation is in the cancer alone when it is really a normal variant.

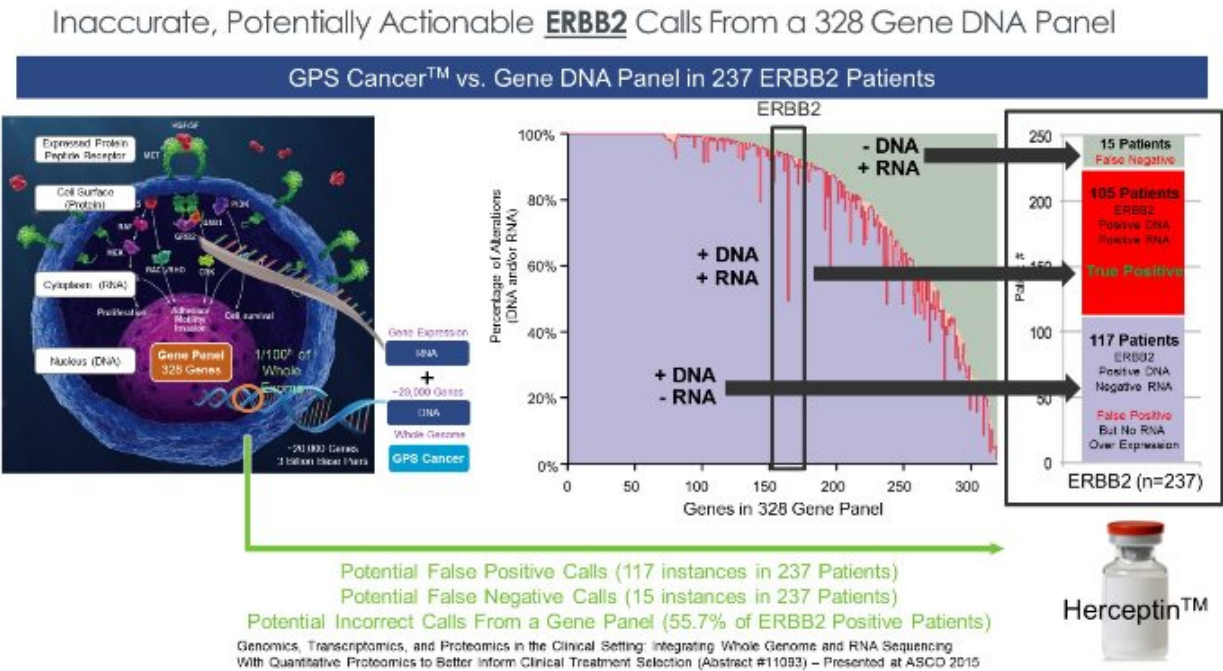
Unlike most commercially available genomic tests, which are based on interrogation of predefined alterations in only a small fraction of the genome, GPS Cancer is based on whole genome sequencing (of tumor and normal samples), RNA sequencing and inferred and quantitative proteomics. GPS Cancer compares 6 billion DNA base pairs (tumor and normal), sequences 200,000 RNA transcripts and provides analysis for over 15,000 nodes within approximately 1,500 protein pathways. In addition, the test provides quantitative analysis of targeted proteins at the attomolar level.

The importance of this precise and comprehensive approach has been increasingly emphasized by a growing body of evidence.

In 2015, Johns Hopkins released a study identifying the limitations of tumor-only sequencing, concluding that "a tumor-only sequencing approach could not definitively identify germline changes in cancer-predisposing genes and led to additional false-positive findings comprising 31% and 65% of alterations identified in targeted and exome analyses, respectively, including in potentially actionable genes. These data suggest that matched tumor-normal sequencing analyses are essential for precise identification and interpretation of somatic and germline alterations and have important implications for the diagnostic and therapeutic management of cancer patients."

The limitations of DNA-only molecular testing were revealed in 2015, where data were presented on 3,783 patients at the 2015 annual meeting of the American Society of Clinical Oncology, or ASCO, entitled “Genomics, Transcriptomics, and Proteomics in the Clinical Setting: Integrating Whole Genome and RNA Sequencing with Quantitative Proteomics to Better Inform Clinical Treatment Selection” showed that only a small number of altered DNA actually resulted in increased expression of a given actionable gene. In many instances, increased expression of an actionable gene could not be traced back to an alteration in the DNA. In a largest proportion of positive mutation calls as determined by the gene panel, no increased RNA expression occurred, thus potentially resulting in a false positive gene panel reading.

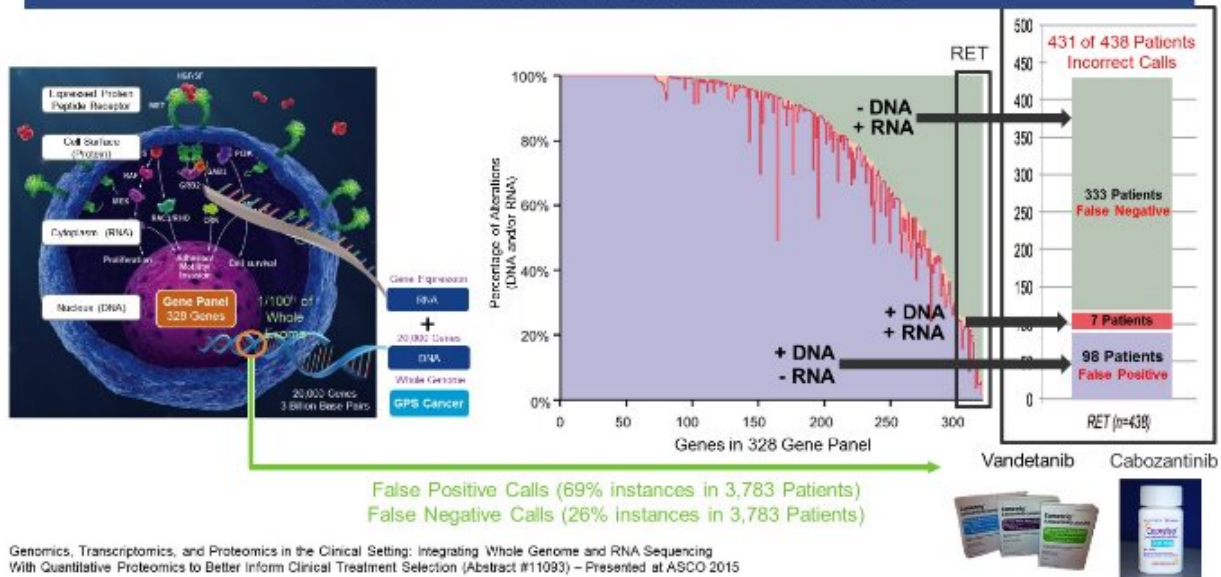
GPS Cancer could help overcome these challenges by unearthing the breadth of mutated DNA via whole genome sequencing, identifying relevant mutations by RNA sequencing, and predicting potential therapeutic outcomes by quantifying clinically relevant proteins in a patient's tumor sample. For example, as shown in the figure below, for a highly actionable target such as the protein HER2, 105 of 237 patients had elevated expression resulting from gene amplifications, whereas 117 patients with gene alterations did not result in elevated expression and 15 patients had elevated expression without gene alteration, thus revealing the potential false positives and false negatives by competitive products that do not take expression (e.g., RNA and protein) into account.



RET DNA mutation is a nucleotide variance in the DNA. The mutations, if expressed at the RNA level, may go on to cause changes at the protein level. If the mutation is expressed at the protein level, the tumor may be treatable by targeted therapies, such as vandetanib or cabozantinib, which act on the RET protein. Of 438 patients, only 7 had both DNA mutations and corresponding RNA expression (needed for the anti-RET targeted therapies to be potentially effective). In another 98 patient samples, DNA was altered but RNA had little or no alteration, suggesting that the DNA mutation was misleading and did not correspond to an altered protein level. Hence, treating the patient based on DNA findings alone would likely be unsuccessful. In another 333 patients, the RNA changes suggested elevated expression of the RET protein but there was no corresponding DNA change. Thus, testing RNA revealed many patients who may respond to the drug but would not have been identified on DNA testing alone.

Inaccurate, Potentially Actionable **RET** Calls From a 328 Gene DNA Panel

GPS Cancer™ vs. Gene DNA Panel in 438 RET Patients



Clinical challenge #2: Most available molecular tests inform use of targeted therapies only. Those that inform use of chemotherapy rely on immunohistochemistry (IHC), a qualitative approach.

GPS Cancer is the only test that utilizes quantitative proteomics by mass spectrometry, providing insight into expression levels of clinically-relevant proteins, which can indicate sensitivity or resistance to commonly-used chemotherapies, targeted therapies, and immunotherapies, or may suggest new treatment options that had not been considered.

Furthermore, for actionable targets such as HER2, RET and a larger menu of analytes (a chemical substance that is the subject of analysis), GPS Cancer reveals whether the amount of a given protein found in a patient sample is above or below what we have determined to be a threshold for response, which we believe contradicts the notion that a presence or absence of a protein is sufficient for the prediction of response. For HER2, published reports provide that ~ 750 amol/ug (attomolar per microgram) is the lower limit for response to trastuzumab, whereas 2,200 amol/ug of HER2 is predictive of complete response (as measured by overall survival after 6 years) in 100% of breast cancer patients in the adjuvant setting. Patients in this setting with HER2 $< 2,200$ amol/ug should be monitored more frequently after initial treatment. Additionally, as presented at the San Antonio Breast Cancer Symposium, or SABCS, in 2015, GPS Cancer also distinguishes between modes of therapy in that patients with high HER2 expression respond favorably to the HER2 antibody trastuzumab whereas low HER2 expressors respond more favorably to the HER2 small molecule therapeutic lapatinib. Immunohistochemistry and other non-quantitative tests may not accurately predict response to therapies or distinguish between different therapies targeting the same analyte.

We believe the ability of GPS Cancer to measure clinically relevant proteins is important. The amount of certain proteins in cancer can provide valuable information on the potential response to targeted therapies such as trastuzumab, cabozantinib and to chemotherapies and immunotherapies. We believe there exists a level of protein that determines either a response or lack of response to these therapies. For example, a high expression of the protein ERCC1 in a tumor predicts that it will not respond to DNA damaging chemotherapy agents such as cisplatin and carboplatin. ERCC1 repairs the damage to DNA caused by the platinum-based chemotherapies thus making them ineffective. Conversely, high expression of the protein hENT1 is potentially predictive of response to the chemotherapy agent gemcitabine since hENT1 is needed to allow gemcitabine to enter the cancer cell.

The case study below, presented at the 2016 Congress on Targeted Anticancer Therapies, is a demonstration of the utility of GPS Cancer in therapy selection. In a patient with metastatic uterine cancer, where an oncologist has a choice of chemotherapies with various mechanisms of action, GPS Cancer potentially eliminates some of the guesswork involved in choosing therapeutic regimen.

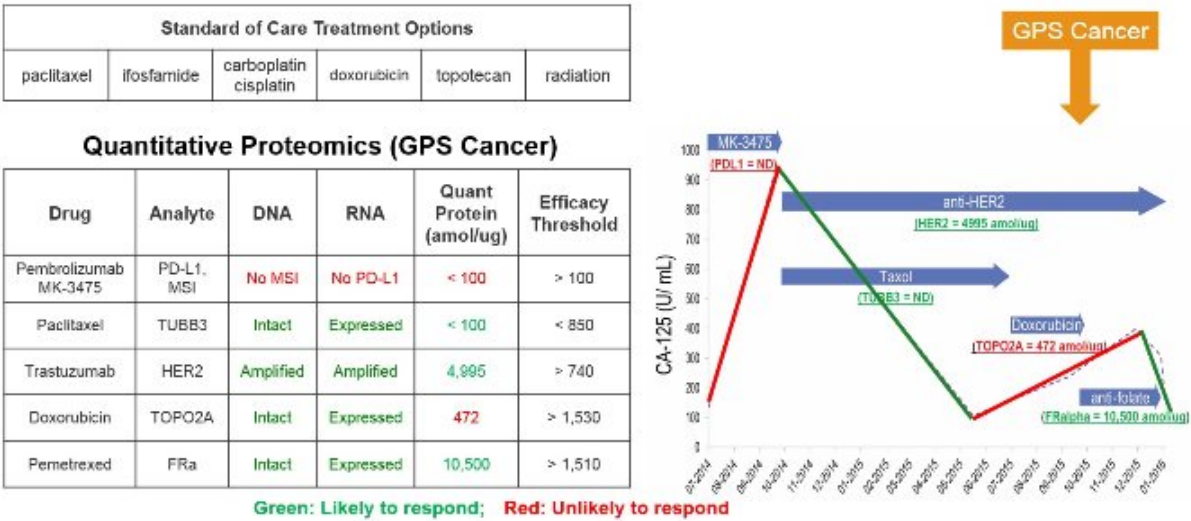
The y-axis shows the level of the patient's cancer antigen 125 (CA-125) count, which is indicative of disease progression as it measures the amount of CA-125 in a person's blood. CA-125 is a protein that is a biomarker, or tumor marker, and is found in greater concentration in cancer cells.

The case study progresses as described below:

- The patient is initially treated with the checkpoint inhibitor pembrolizumab (MK-3475). Since the target analyte, PD-L1, is expressed in low amounts, or less than the 100 amol/ug in the "Efficacy Threshold" column of the table to the left of the graph below, published reports would suggest a decreased likelihood of benefit from the treatment. Consistent with the expected result, the patient did not respond well to the treatment, as reflected by an increase in the CA-125 level in the graph below.
- The patient is then treated with paclitaxel (Taxol) and trastuzumab (Herceptin™). Published reports indicate an increased likelihood of benefit from the treatments if the TUBB3 expression level is below 850 amol/ug and the HER2 expression level is greater than 740 amol/ug for paclitaxel and trastuzumab respectively. In this case, the patient's tumor expresses less than 100 amol/ug of the TUBB3 analyte and 4,995 amol/ug of the HER2 analyte. The result of the treatment is consistent with the published studies' efficacy thresholds. As illustrated in the graph below through the significant decline of CA-125, the patient had a beneficial response to the combination of paclitaxel and trastuzumab until approximately June of 2015, a period of nine months, when CA-125 starts to increase again.
- The patient is then taken off paclitaxel and put on doxorubicin. GPS Cancer results suggest a reduced likelihood of response to doxorubicin since the level of TOPO2A analyte needed for such a response is greater than 1,530 amol/ug (per published studies) and the patient's level is only 472 amol/ug. As illustrated in the graph below, the treatment was not effective as there was an increase in CA-125 during the duration of time the patient was being treated with doxorubicin.
- After the ineffective doxorubicin treatment, the patient is then put on pemetrexed. Published studies indicate that pemetrexed is more likely to be effective when the FRA analyte is present in amount greater than 1,510 amol/ug. In this case, the patient's tumor expressed 10,500 amol/ug of the FRA analyte, well in excess of the published analyte threshold. Consistent with the efficacy thresholds, the patient had a beneficial response to pemetrexed, which is visually depicted by the decreasing CA-125 level in the bottom right of the graph below.

GPS Cancer: Guided Cancer Therapy Predictive of Efficacy and Resistance

2014-2016 Case Study: Metastatic Uterine Cancer



GPS Cancer is the only comprehensive and commercially available clinical cancer platform incorporating and integrating whole genome (comparing both a patient's normal and tumor tissue), RNA, proteomic and molecular pathways information into a clinical report that analyzes this data and identifies actionable targets to inform clinical treatment decisions.

GPS in Rare Diseases and Chronic Illnesses

Although we are deploying GPS initially for cancer, we believe this solution has potential application in identifying molecular profiles and germline mutations in rare diseases and chronic illnesses. Our molecular profile solutions are being used by a large academic research institution to examine the genomic familial drivers of cardiac disease and to perform additional research in ALS, obesity, suicide and diabetes, among other diseases.

For example, in July 2016, NantHealth announced a partnership with the University of Utah to analyze the entire genomic profiles of at least 1,000 individuals who have a history of rare and life-threatening diseases and conditions in their respective families. The landmark project is focusing on researching the genetic causes of 25 conditions, including, breast, colon, ovarian, and prostate cancers, amyotrophic lateral sclerosis (ALS), chronic lymphocytic leukemia, autism, preterm birth, epilepsy, and other hereditary conditions.

GPS Cancer: Proprietary Methods and Software

Patents with claims related to GPS Cancer are issued or allowed in the United States and internationally, and GPS Cancer is the subject of several U.S. and foreign patent applications. The proprietary methods and software components underlying GPS Cancer include:

- **Liquid Tissue** . Extracts lysates from FFPE tissue using proprietary methods to examine tumor-normal proteins and genomes.
- **Transporter Software** . Securely transfers unassembled data from sequencing instruments to the analytical custom-designed supercomputing environment.
- **Contraster Software** . Rapidly identifies genomic variants in a patient's tumor samples and compares it to that patient's germline or proprietary database of disease associated genes.
- **Paradigm Software**. Integrates DNA sequencing data from the contraster software with RNA sequencing data to identify alterations in cellular signaling behavior that are driving disease progression. The algorithm matches the alterations to the library of all known signaling pathways and all drugs and drug targets, irrespective of indication, to potentially help predict the effectiveness of personalized therapies and points of resistance.

Define Right Treatment Before Treatment Begins (Eviti):

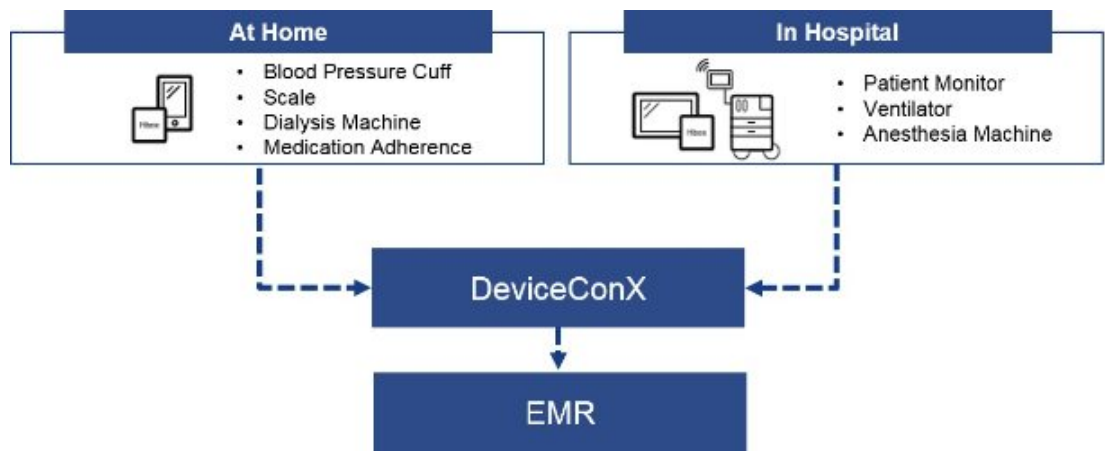
The rapid advancement of molecular and biometric medicine is overwhelming many physicians' cognitive ability, while uncoordinated, non-evidence based treatment pathways are increasing costs and reducing the quality of care.

Within our oncology solutions, Eviti, our decision support solution, provides evidence-based clinical decision support, which is a critical element to ensure optimal treatment regimens. Eviti is a SaaS-based clinical decision support solution that centralizes clinical content, treatment cost data from Medicare reimbursements and treatment toxicity data. The clinical content is curated by our dedicated team of clinicians, including oncologists and nurses, who convert published literature and clinical trials into structured information that can be used for decision support. The Eviti Advisor product is an overlay on this platform and allows both physicians to access this data to better inform treatment decisions. Thus, physicians can readily stay abreast of the latest advances in cancer care.

Eviti provides value to our clients through its access to over 6,000 federally-registered clinical trials updated weekly and over 3,000 evidence-based treatment regimens for the treatment of cancer arising from over 40 different anatomical locations. Unique to the care delivery domain, physicians also benefit from improved claim processing by using our Eviti platform that issues a pre-authorization "Eviti code" when the physician chooses an approved evidence-based clinical pathway, thereby validating appropriate treatment and pre-adjudicating the claim. This is an important step in that payers and providers are collaborating on high-value, evidence-based clinical pathways as opposed to non-value added reimbursements and denials of payments. We estimate that over 75% of all oncology practices in the United States have used Eviti.

Eviti is typically sold to health plans on a per member (or life) per month basis. These health plans sponsor the solution and provide Eviti free of charge to oncologists and their staffs.

The snapshot of our system below illustrates how different cancer treatment options for a patient is presented to compare treatments across a variety of metrics, including expected treatment outcome, plan compliance and costs. By providing the oncologist with this comparison, we believe Eviti drives compliance and a greater number of treatments to be in accordance with evidence-based pathways.



- DeviceConX, or DCX, a NantHealth Software Solutions:** DCX is a device data normalization software that connects to hundreds of inpatient and outpatient clinical devices and converts data into a standard format that can be integrated into EHR systems and other clinical systems. This offering provides physicians with a real-time and integrated snapshot of a patient's physiological data. Our software is scalable and can be embedded across the care continuum, including inpatient, outpatient and home settings. In addition, our platform can enable connectivity with both networked and non-networked medical devices and can eliminate the need for manual data entry by clinicians, which can result in time savings and potentially eliminate transcription errors and adverse events in patients. DCX is installed in over 350 client sites across the United States, Canada, Denmark, Sweden, and Singapore.
- HBox:** The HBox is an Internet of Medical Things, or IoMT, and Internet of Things, or IoT, hardware hub that provides wired or wireless connectivity to multiple monitoring devices and transmits the data into remote monitoring centers and third-party EHR systems, giving providers near real-time access to physiological data. Several home monitoring devices have been tested and integrated with the HBox to support remote monitoring, readmission management and care coordination solutions and services. The HBox integrates with various weight scales, pulse oximeters and blood pressure monitors and mobile health devices, including various consumer wearables. For non-networked medical devices, we use our proprietary DeviceEscort adapter and HBox to wirelessly connect to nearly any medical device that is capable of outputting discrete medical data. HBox is currently installed at client sites in both the United States, Canada, Denmark, Sweden, and Singapore.
- VitalsConX, or VCX, a NantHealth Software Solutions:** In addition to DCX and HBox, we also provide a tablet-optimized application that sits on top of our DCX platform to provide clinicians more convenient and ubiquitous access to capture a wide array of patient vitals such as respiratory rate, blood pressure and heart rate in addition to performing patient assessments. Our solution can enable a more efficient patient rounding and assessment workflow by providing a near real-time stream of data from the patient's bedside unlike periodic sampling typically entered into an EHR hours later.

NaviNet Open:

NaviNet Open is America's leading payer-provider collaboration platform, enabling health plans and providers to align incentives, boost quality measures, and lower costs. NaviNet Open's multi-payer platform connects health plans with their provider networks to improve communications and facilitate administrative transactions. NaviNet delivers vital administrative and clinical information to provider offices in real-time, vastly improving the ease and speed of communications between health plans and providers.

NaviNet increases operating efficiency and lowers administrative waste for health plans and providers by reducing the volume of customer service phone calls and manual processes involved.

NaviNet Open solutions include:

- **Plan Central:** Provides our health plan partners with the ability to deliver a branded custom-content experience to their provider networks, allowing plans to own and manage their communications to users in support of their business. Plan Central is valued by our partners as a single access point for all provider and end-user communications, transactions, and content, delivering ease of use and increased provider satisfaction.
- **Eligibility and Benefits:** Delivers membership verification, insurance coverage, and payment information, such as copayments, deductibles, and benefit intelligence to provider offices in real-time - information that is highly valued by providers and members alike. Provider offices can verify insurance and benefit coverage at the time of a patient visit or as part of the billing cycle.
- **Claims Status Inquiry:** Lets provider offices access detailed financial and claim status information in real-time - automating the delivery of claim receipt confirmation, adjudication status, and payment details. This eliminates the need for provider offices to call health plans directly to maintain a healthy revenue cycle and improves provider satisfaction.
- **Claims Management:** A collection of powerful claim applications that consist of Claim Submission, pre- and post-adjudication Corrections and Adjustments, Claim Attachments, Claim Investigation and a multi-payer Claims Log where users manage their claim submissions. Our integrated Claims Management solution simplifies payment efforts by eliminating phone calls, costly paper claims, and other manual processes associated with claims follow-up, correction, and resubmission. Providers now gain access to a powerful set of claim tools, without needing a sophisticated EMR or practice management system.
- **Referrals:** Lets provider offices submit and access referrals in real-time, guiding patients to the best specialist at the most affordable cost. Referrals empowers provider staff with more referral information - such as benefit tiers, preferred providers, and patient payment implications. Administrative staff becomes better equipped to navigate complex sub-networks, while health plans optimize in-network referrals to reduce leakage and lower costs.
- **Authorizations:** Lets provider offices submit authorizations to health plans and access real-time authorization information, such as status updates and approvals. The authorizations workflow is optimized to make it simple for health plans to configure fields and add additional business logic and links to third party applications. Providers can upload any documents needed for authorization processing, further streaming workflows and lowering costs.
- **Document Exchange:** Modernizes communication between health plans and providers by transmitting administrative and clinical information in real-time. This application lets health plans and providers share risk adjustment information, quality measurement data, and performance reports, among other data. Providers are notified of care gaps within their existing workflows, making it easy to upload supporting documents. NaviNet Open Document Exchange enables health plans and providers to thrive in a world of value-based care by providing real-time access to critical information at the point of care.
- **AllPayer** provides standard eligibility, benefit, and claim status information to provider offices for hundreds of commercial and government plans through the NaviNet portal. Building on the rich, multi-payer experience of NaviNet Open, AllPayer allows provider offices to quickly find the information they need, without having to jump between portals or spend unnecessary time on the phone with health plans.

NantHealth Systems Infrastructure to Enable NantHealth Solutions:

As the backbone to our systems infrastructure and platforms, we have established a highly secure and scalable cloud-based computing, storage and transport infrastructure-as-a-service capable of processing, storing and transporting petabytes of diverse data. Our infrastructure also supports the aggregation of lab, device, EHR, medication, claims and imaging data, in addition to transporting, storing and analyzing enterprise resource planning, or ERP, cost and other key operational and financial data. We host our applications and serve all our clients from four redundant data centers in geographically diverse locations. Our infrastructure is available to all our solutions and is also consumed by third parties to host their software in our cloud. These infrastructure-hosting services also include capabilities such as secure server and application hosting, secure offsite backup, disaster recovery and business continuity solutions.

Due to the sensitive nature of our clients' data, we have a heightened focus on data security and protection. We have implemented healthcare IT industry-standard processes, policies and tools through all levels of our software development and network administration, including regularly scheduled vulnerability scanning and third-party penetration testing to reduce the risk of vulnerabilities in our system. On an annual basis, we also undergo independent, third-party SSAE 16 compliance audits, which cover HIPAA requirements. Our clinical decision support platform achieved initial URAC accreditation in Health Utilization Management, or HUM, during September 2010 and was re-accredited during August 2016 for another 3-year period. Our cloud platform achieved HITRUST CSF Assurance certification in October 2015.

Our Relationship with NantOmics, Allscripts, and Cancer Breakthroughs 2020

We have worldwide, exclusive rights from NantOmics to resell their proprietary GPS Cancer product to institutional clients, including payers, self-insured employers and healthcare providers. NantOmics provides whole genome, whole exome and RNA sequencing, and inferred and quantitative proteomic analysis, along with related computational and data management and bioinformatics services. We provide these services as part of our comprehensive molecular analysis offering. Under the agreement, we are responsible for various aspects of delivering our sequencing and molecular analysis solutions, including patient engagement and communications with providers such as providing interpretations or our GPS Cancer reports and resolving any disputes, ensuring customer satisfaction, and managing billing and collections. Our current agreement with NantOmics expires in December 2020, subject to renewal for up to an additional nine years if certain thresholds are met. The terms of the agreement include an annual minimum of \$2.0 million in fees for years 2016-2020, \$25.0 million in fees for years 2021-2023 and \$50.0 million in fees for years 2024-2029 paid to NantOmics.

In May 2015, we and Allscripts Healthcare, LLC, or Allscripts Healthcare, an affiliate of Allscripts, entered into a mutual license and reseller agreement, or the Mutual License and Reseller Agreement, which was subsequently amended and restated in June 2015, pursuant to which we each appointed the other as a non-exclusive marketer and reseller to eligible, approved customers of various products and services, including our DeviceConX, VitalxConX, HBox, Device Escort and Eviti Advisor products and services and Allscripts Healthcare's FollowMyHealth, Care Director, EPSi and dbMotion products and services. In addition, we and Allscripts Healthcare each designated the other as a preferred partner—i.e., subject to certain exceptions and limitations, our DeviceConX family of products and services are the exclusive medical device integration products and services that may be marketed and sold by Allscripts Healthcare, and Allscripts Healthcare's scheduled products and services are the exclusive products and services of the same required functionality that may be marketed and sold by us. Each party retained ownership of any data generated and collected in connection with its respective products, though each party granted the other a non-exclusive, fully paid-up license to use its data, as well as to use its trademarks, marketing materials and product documentation in connection with the marketing and resale of products and services. The agreement has an initial term of five (5) years and renews automatically for successive one (1) year periods, unless terminated by us or Allscripts Healthcare. Each party has the right to terminate the agreement in the event the other party commits a material, uncured breach, is declared insolvent, suffers a prolonged force majeure event, becomes ineligible for federal healthcare programming or undergoes a change-in-control involving such party's competitor. In June 2015, Allscripts purchased a 10% equity stake in our company for \$200.0 million in cash. In addition, NantCapital, LLC, or NantCapital, announced a \$100.0 million investment into Allscripts. NantCapital's investment was executed through a private placement of Allscripts common stock. The investments and commercial agreement strengthen the partnership between Allscripts and our company, originally announced in March 2015, to develop an integrated, evidence-based, personalized approach to healthcare solutions, and specifically cancer care. We plan to use Allscripts' scale, global network of hospital and physician clients and leading software solutions, combined with our clinical platform, applications and connectivity devices to build out the infrastructure for new personalized, precision medicine programs for our clients to improve cancer care. Together, our goal is for physicians and patients to have the tools to stay engaged and active and provide the necessary intervention as early as possible. On August 3, 2017, we entered into an asset purchase agreement with Allscripts Healthcare Solutions, Inc., pursuant to which we agreed to sell to Allscripts substantially all of the assets of the Company's provider/patient engagement solutions business, including our FusionFX solution and components of its NantOS software connectivity solutions. The sale was completed on August 25, 2017. Concurrent with the sale to Allscripts and as contemplated by the asset purchase agreement, we and Allscripts modified the amended and restated mutual license and reseller agreement dated June 26, 2015, which was further amended on December 30, 2017, such that, among other things, we committed to deliver a minimum of \$95.0 million of total bookings over a ten-year period ("Bookings Commitment") from referral transactions and sales of certain Allscripts products under this agreement. In the event of a Bookings Commitment shortfall at the end of the ten-year period, we may be obligated to pay 70% of the shortfall, subject to certain credits. We will earn 30% commission from Allscripts on each software referral transaction that results in a booking with Allscripts. We account for the Bookings Commitment at its estimated fair value over the life of the agreement and, as of December 31, 2017, the estimated fair value was not material.

We are a founding member of the Cancer Breakthroughs 2020 Global Immunotherapy Coalition, a cancer collaborative initiative seeking to accelerate the potential of combination immunotherapy as the next-generation standard of care in cancer patients, with the aspirational goal of developing an effective vaccine-based immunotherapy to combat cancer by 2020. As a foundation for the Cancer Breakthroughs 2020 Network, the National Immunotherapy Coalition is designing a master clinical trial protocol, entitled QUILT (QUantum Immuno-oncology Lifelong Trial) Program that is designed to incorporate a broad range of immune system components and synergistically integrate these elements by evaluating novel combinations of drugs in patients who have undergone next-generation, panomic molecular fingerprinting (whole genome, transcriptome and quantitative proteomic analysis) with the goal of achieving durable, long-lasting remission.

Our Clients

NantHealth solutions and technology platforms are used by key healthcare stakeholders, including healthcare providers, payers, self-insured employers, academic institutions and biotechnology and pharmaceutical companies. NantHealth solutions, coupled with our engagement methodology, is designed to be tailored to meet the large-scale needs of governmental organizations and private entities while remaining convenient, intuitive and configurable at the user level. We believe that this provides us with a significant advantage over a siloed, single vendor approach, which often requires the removal or replacement of existing information technology infrastructure and applications. While historically many of our solutions have been consumed on a stand-alone basis, we are increasingly bundling our solutions as our clients look for comprehensive approaches that leverage our learning algorithms.

Our total revenue was \$86.7 million, \$80.4 million and \$46.2 million in 2017, 2016 and 2015, respectively. For the year ended December 31, 2017, two customers each accounted for more than 10% of our revenue. For the year ended December 31, 2016, two customers each accounted for more than 10% of our revenue. For the year ended December 31, 2015, one customer accounted for more than 10% of our revenue.

In January 2016, we acquired NaviNet. On a pro forma combined basis, two of NaviNet's customers would have accounted for 11.5% and 11.7%, respectively, of our total revenue for the year ended December 31, 2015.

Sales and Marketing

Our sales organization is primarily comprised of direct sales executives and pre-sales support teams organized by account type and domain and subject matter expertise. We also leverage strategic reseller arrangements and a channel relationship coverage team.

- **Direct sales organization:** We leverage domain and subject matter expertise, market credibility, thought leadership, and relationships of our executives, senior management, and product leaders in our sales efforts. Our direct sales organization is divided into two focused teams, one dedicated to commercializing our GPS Cancer solution, and the other focused on NantHealth's health information technology solutions portfolio. These two primary direct coverage teams include both sales professionals searching for new accounts and client engagement sales professionals responsible for developing existing accounts. Furthermore, sales professionals have unique expertise and specialized coverage for health plans, self-insured employers, health systems, and individual providers. Our account management organization is responsible for the continuity of current client relationships and the expansion of those relationships to include additional solutions and services.

We have a pre-sales organization that includes clinical, business and technical customer alignment teams to support our sales organization in addition to executive sponsorship with members of our senior management team.

- **Resale and channel partnership:** In the United States, we have entered strategic resale arrangements with major partners, including EHR vendors (including Allscripts), in-hospital medical devices manufacturers and health plans who resell our solutions to their customer base. Internationally, we have entered resale arrangements with other strategic distributors to accelerate our market adoption. Reseller revenue in 2017 and 2016 was \$14.8 million and \$14.1 million, respectively.

We also maintain business relationships with individuals and organizations that promote or support our sales or services. We refer to these individuals and organizations as our channel partners. These channel partners generally do not make sales directly like our resale partners, but instead provide us with leads that we use to develop new business through our direct sales force. These relationships enable access to broader hospital and physician clients, leading software solutions and multiple cross-selling opportunities.

We complement our sales efforts with a marketing organization that plans and execute marketing and communication strategies that are centered on initiatives that drive awareness of our company and solutions. These initiatives include educating the market about our company broadly, as well as solutions-specific campaigns for lead generation. Marketing efforts also include participation in speaking engagements and strategic interfacing with key business and trade media personnel. We employ a broad array of specific events to facilitate these initiatives, including, but not limited to, sponsorship and partnership of key industry conferences such as HIMSS and or ASCO, events and client-focused programs such as key partner user groups.

Our sales cycle can vary significantly and typically ranges from 6 months to 18 months from initial contact to contract execution. The sales cycle significantly differs based on the domain, type of solution and size of the client. Implementation, training and professional services are normally rendered based on a mutually agreed upon timetable.

Competition

The competitive landscape is highly fragmented, and to our knowledge, no single competitor currently offers similarly expansive capabilities and solution offerings in comprehensive molecular analysis, software, and systems infrastructure, particularly with a focus on creating a learning system. Our primary competitors can be characterized by the following categories of companies that provide capabilities or solutions that compete with one or more of our platforms or solutions:

- Molecular analysis vendors, such as Caris Life Sciences, Inc., Foundation Medicine, Inc., Guardant Health, Inc., Paradigm Diagnostics, Inc., Personal Genome Diagnostics, Inc. and Tempus Labs;
- Payer-provider collaboration vendors, such as Availity, LLC, Change Healthcare, Inc. (formerly Emdeon), Experian Information Solutions, Inc. (including its Passport division), Healthx, Inc. and Health Trio, LLC;
- Medical device data system and device connectivity vendors, such as Qualcomm Technologies, Inc. (formerly Capsule Tech, Inc.), Cerner Corporation, Bernoulli Enterprise, Inc., General Electric Company and Medical Information Technology, Inc.; and
- Healthcare information technology decision support vendors such as The Advisory Board Company, Castlight Health, Inc., or Castlight Health, eviCore Healthcare, HealthCatalyst, Inc., or HealthCatalyst, International Business Machines Corporation, or IBM, Inovalon Holdings, Inc., or Inovalon and Truven Health Analytics, or Truven (acquired by IBM).

The principal competitive factors in our industry include:

- Breadth and depth of application functionality;
- Ease of use and performance;
- Network strength and level of user adoption;
- Client testimonials and recommendations;
- Breadth of client base;
- Cloud-based delivery model;
- Competitive and understandable pricing;
- Ability to deliver actionable information in a relevant time period;
- Size and scope of payer clinical policy knowledge;
- Sale and marketing capabilities of vendor;
- Financial stability of vendor;
- Ability to integrate with legacy enterprise infrastructures and third-party applications; and
- Ability to innovate and respond rapidly to client needs and regulatory changes.

We believe we will compete favorably despite competing against a broad, diverse set of businesses and with increasing competition as other established and emerging companies enter our industry, client requirements evolve, and new products and technologies are introduced. Moreover, some of our actual and potential competitors have certain advantages over us, such as greater financial, technical, marketing, research and development and other resources, stronger brand and business user recognition, larger installed customer bases, larger intellectual property portfolios and broader global distribution and presence.

Research and Development

Our research and development efforts consist primarily of new product research and development, significant product improvements, the development of our knowledge base, the development of our online tools, such as our online portal and mobile applications, and the improvement and augmentation of our learning system.

Our ability to compete and attract new clients depends, in large part, on our continuous commitment to rapidly introduce new applications, technologies, features, and functionality. Our research and development team is responsible for the design and development of our applications and software tools. We follow state-of-the-art practices in software development using modern programming languages, data storage systems, and other tools.

Research and development expenses decreased \$13.4 million or 28.4% , from \$47.3 million in 2016 to \$33.9 million in 2017 . This decrease was driven by a decrease of \$10.6 million in stock compensation expense in connection with the vesting of equity awards upon the consummation of our IPO and Series C/restricted stock vesting that occurred during 2016. Also, we saw a \$1.4 million decline in external research and development resources due to timing of certain research and development projects as well as a reduction of \$1.2 million in professional services as well as a \$0.3 million decrease in general travel expenses, achieved as a result of cost saving measures.

Research and development expenses increased \$33.1 million , or 232.0% , in the year ended December 31, 2016 compared to the year ended December 31, 2015 . This increase was driven primarily by a \$24.8 million increase in personnel related expenses primarily due to the acquisition of NaviNet.

We expect that our overall research and development expenses will continue to increase in absolute dollars as we continue to innovate our informational technology capabilities, develop additional products, and expand our data management resources.

Intellectual Property

We strive to protect and enhance the proprietary technology, inventions, and improvements that are commercially important to our business, including seeking, maintaining, and defending patent rights, whether developed internally or acquired from third parties. Our policy is to seek to protect our proprietary position by, among other methods, filing patent applications in the United States and in jurisdictions outside of the United States related to our proprietary technology, inventions, and improvements that are important to the development and implementation of our business. We also rely on trade secrets and know-how relating to our proprietary technology, continuing innovation, and acquisition and in-licensing opportunities to develop, strengthen, and maintain our proprietary position in the field of molecular diagnostics and healthcare technology products and services.

Our commercial success may depend in part on our ability to obtain and maintain patent and other proprietary protection for our technology, inventions, and improvements; to preserve the confidentiality of our trade secrets; to defend and enforce our proprietary rights, including our patents; and to operate without infringing on the valid and enforceable patents and other proprietary rights of third parties.

We have developed and acquired numerous patents and patent applications and we possess substantial know-how and trade secrets relating to the development and commercialization of healthcare technology products and services. As of December 31, 2017 , our patent portfolio consists of the following matters relating to our proprietary technology and inventions: (i) four issued U.S. patents, of which three are U.S. utility patents and one is a U.S. design patent; (ii) 13 pending U.S. patent applications; (iii) no issued patents outside the United States; and (iv) two patent applications pending in jurisdictions outside the United States.

Individual patents extend for varying periods of time, depending upon the date of filing of the patent application, the date of patent issuance, and the legal term of patents in the countries in which they are obtained.

Generally, patents issued for applications filed in the United States are effective for 20 years from the earliest effective filing date. The patent term may be adjusted to compensate for delayed patent issuance, when such delays are caused by the patent office or successful appeals against patent office actions. There is no limit on this patent term adjustment. The duration of patents outside of the United States varies in accordance with provisions of applicable local law, but typically is also 20 years from the earliest effective filing date. Our issued U.S. patents will expire on dates ranging from 2022 to 2035. If patents are issued on our pending U.S. patent applications, the resulting patents are projected to expire on dates ranging from 2026 to 2038. However, the actual protection afforded by a patent varies on a product-by-product basis, from country-to-country, and depends upon many factors, including the type of patent, the scope of its coverage, the availability of legal remedies in a particular country, and the validity and enforceability of the patent.

The patent positions of companies like ours are generally uncertain and involve complex legal and factual questions. No consistent policy regarding the scope of claims allowable in patents in the field of healthcare information technology has emerged in the United States. The patent situation outside of the United States is even more uncertain. Changes in either the patent laws or their interpretation in the United States and other countries may diminish our ability to protect our inventions and enforce our intellectual property rights, and more generally could affect the value of our intellectual property. In particular, our ability to stop third parties from making, using, selling, offering to sell, or importing products that infringe our intellectual property will depend in part on our success in obtaining and enforcing patent claims that cover our technology, inventions, and improvements.

With respect to our intellectual property, we cannot be sure that patents will be granted with respect to any of our pending patent applications or with respect to any patent applications filed by us in the future, nor can we be sure that any of our existing patents or any patents that may be granted to us in the future will be commercially useful in protecting our products and the processes involved in using those products. Moreover, even our issued patents do not guarantee us the right to practice our technology in relation to the commercialization of our products. However, the area of patent and other intellectual property rights in healthcare technology is an evolving one with many risks and uncertainties, and third parties may have blocking patents that could be used to prevent us from commercializing our patented products and practicing our proprietary technology. Our issued patents and those that may issue in the future may be challenged, invalidated, or circumvented, which could limit our ability to stop competitors from marketing related products or limit the length of the term of patent protection that we may have for our products. In addition, the rights granted under any issued patents may not provide us with protection or competitive advantages against competitors with similar technologies. Furthermore, our competitors may independently develop similar technologies. For these reasons, we may have competition for our products and services. Moreover, because of the extensive time required for development and testing of a potential product or service, it is possible that, before any particular product or service can be commercialized, any related patent may expire or remain in force for only a relatively short period following commercialization, thereby reducing any advantage of the patent.

We may also rely, in some circumstances, on trade secrets to protect our technology. However, trade secrets are difficult to protect. We seek to protect our technology and product candidates, in part, by entering confidentiality agreements with those who have access to our confidential information, including our employees, contractors, consultants, collaborators, and advisors. We also seek to preserve the integrity and confidentiality of our proprietary technology and processes by maintaining physical security of our premises and physical and electronic security of our information technology systems. Although we have confidence in these individuals, organizations, and systems, agreements or security measures may be breached and we may not have adequate remedies for any breach. In addition, our trade secrets may otherwise become known or may be independently discovered by competitors. To the extent that our employees, contractors, consultants, collaborators, and advisors use intellectual property owned by others in their work for us, disputes may arise as to the rights in related or resulting know-how and inventions.

For this and more comprehensive risks related to our proprietary technology, inventions, improvements and products, please see the section captioned “Risk Factors-Risks Related to Intellectual Property.”

Associates and Culture

We view our employees, which we refer to as associates, and company culture as integral to the successful execution of our vision and mission. As a result, our leadership team prioritizes establishing trusting relationships with our clients, our partners, and each other. We encourage our associates to “rise up” to the challenge and believe that this collective mindset has enabled us to attract and retain some of the best minds in technology, bioscience and healthcare to build and advance our offering. Our core values, which we seek to reflect in our work are:

- Building and cultivating RELATIONSHIPS with our clients and each other. Treating individuals with dignity and respect and contributing to the success of others.
- Demonstrating INTEGRITY by being intellectually honest, doing what you say, and engaging with others from a point of honesty and trust.
- Delivering excellence in SERVICE. Aspiring to be the best through quality outcomes, partnering to optimize solutions, and holding self and others accountable for success.
- Actively seeking out the opportunity to ELEVATE by speaking up, contributing feedback and ideas, and advancing the organization’s mission and purpose.

As of December 31, 2017, we had a total of 494 full-time associates in the United States, Canada, the United Kingdom and Singapore. Associate engagement is a core tenant of our leadership focus and monitor of our performance and organizational health. None of our associates are represented by a labor union or covered by a collective bargaining agreement. We have not experienced any work stoppages, and we consider our relations with our associates to be good.

Government Regulation

The products and services that we provide are regulated by federal, state and foreign governmental authorities. Failure to comply with the applicable laws and regulations can subject us to repayment of amounts previously paid to us, significant civil and criminal penalties, loss of licensure, certification, or accreditation, or exclusion from government healthcare programs. The significant areas of regulation are summarized below.

Clinical Laboratory Improvement Amendments of 1988 and State Regulation

The Omics services we perform fall under CLIA. A clinical laboratory is required to hold certain federal and state licenses, certifications, and permits to conduct business. As to federal certifications, Congress passed CLIA in 1988, establishing quality standards for all laboratory testing to ensure the accuracy, reliability, and timeliness of patient test results regardless of where the test was performed. The laboratory that performs our Omics services is CLIA-certified and is also required to meet certain laboratory licensing requirements for states with regulations beyond CLIA.

Under CLIA, a laboratory is any facility which performs laboratory testing on specimens derived from humans for the purpose of providing information for the diagnosis, prevention or treatment of disease, or the impairment or assessment of health. CLIA regulates virtually all clinical laboratories by requiring they be certified by the federal government and comply with various operational, personnel, facilities administration, quality, and proficiency requirements intended to ensure that their clinical laboratory testing services are accurate, reliable, and timely. Laboratories must register and list their tests with CMS, the agency that oversees the CLIA program. CLIA compliance and certification is also a prerequisite to be eligible to bill for services provided to governmental payer program beneficiaries and for many private payers. CLIA is user-fee funded. Therefore, all costs of administering the program must be covered by the regulated facilities, including certification and survey costs.

Clinical laboratories are subject to survey and inspection every two years to assess compliance with program standards, and may be subject to additional unannounced inspections. Laboratories performing high complexity testing are required to meet more stringent requirements than laboratories performing less complex tests. In addition, a laboratory, like the one which performs our Omics services, that is certified as “high complexity” under CLIA, may develop, manufacture, validate, and use proprietary tests referred to as laboratory developed tests, or LDTs. CLIA requires full validation, including accuracy, precision, specificity, sensitivity, and establishment of a reference range for any LDT used in clinical testing.

In addition to the federal certification requirements under CLIA, certain states require clinical laboratories to maintain a state license. State licensure authorities typically regulate the day-to-day operations of a clinical laboratory, including the training and skills required of its personnel and quality control. Certain states may also mandate proficiency testing, which requires the clinical laboratory to verify the accuracy of any test or procedure it performs. In addition, certain states require out-of-state laboratories to be licensed if they accept specimens from those states. CLIA provides that a state may adopt laboratory regulations that are more stringent than those under federal law. In some cases, state licensure programs substitute for the federal CLIA program. In other instances, the state’s regulations may be in addition to the CLIA program. If a laboratory is out of compliance with state laws or regulations governing licensed laboratories, penalties for violation vary from state to state but may include suspension, limitation, revocation or annulment of the license, assessment of financial penalties or fines, or imprisonment.

FDA

The FDA regulates the sale and distribution in interstate commerce of medical devices under the Federal Food, Drug, and Cosmetic Act, or the FDCA, including in vitro diagnostic devices, reagents, and instruments used to perform diagnostic testing. Devices must undergo premarket review by the FDA prior to commercialization unless the device is of a type exempted from such review by statute, regulation, or pursuant to the FDA’s exercise of enforcement discretion. The FDA, to date, has generally not exercised its authority to actively regulate the development and use of LDTs, which are tests that are designed, manufactured, validated, and used within a single laboratory, and, therefore, we do not believe that the LDTs and other tests performed by the Omics laboratory currently require premarket clearance or approval. It is likely that the FDA will more actively regulate LDTs in the future, which could lead to premarket and post-market obligations. In October 2014, the FDA issued draft guidance documents stating that the FDA intends to change its policy and describing an approach to regulating LDTs using a risk-based, phased-in approach. In November 2016, the FDA stated that it had decided to delay finalizing its draft guidance on regulating LDTs, and it would be seeking input from the new presidential administration and Congress on the subject. Based on the request of stakeholders and the significant amount of feedback to the 2014 Draft Guidance, in January 2017, the FDA issued a Discussion Paper on LDTs in which it announced that it would not issue a final guidance on the oversight of LDTs and provided a prospective oversight framework that focuses on new and significantly modified high and moderate risk LDTs. Subject to certain limitations, the proposed focused oversight would mostly exempt a wide range of LDTs from FDA oversight, which include, but are not limited to, previously marketed LDTs (these “grandfathered” LDTs would still be subject to adverse event reporting), traditional LDTs, and low risk LDTs. In the Discussion Paper, FDA proposes a risk-based, phased in approach for premarket review of new and significantly modified LDTs and such premarket review would not be duplicative of CMS’s post market oversight of laboratory operations or clinical utility determinations. FDA also proposes to leverage existing CMS/CLIA requirements related to quality systems and expanding third party premarket review, including coordination with a range of programs, including New York’s Clinical Laboratory Evaluation Program. In the meantime, the laboratory that performs the Omics services will maintain its CLIA certification, which permits the use of LDTs for the purpose of providing information for treatment and other clinical purposes.

The FDA regulations pertaining to medical devices govern, among other things, the research, design, development, pre-clinical and clinical testing, manufacture, safety, effectiveness, clearance or approval, record-keeping, packaging, labeling, storage, adverse event reporting, advertising, promotion, marketing, sales, distribution, and import and export of medical devices. Pursuant to the FDCA, and its implementing regulations, medical devices are subject to varying degrees of regulatory control and are classified in one of three classes depending on the controls the FDA determines necessary to reasonably ensure their safety and effectiveness.

Class I devices are those for which reasonable assurance of safety and effectiveness can be provided by adherence to the FDA's general controls for medical devices, which include applicable portions of the FDA's QSR, facility registration and product listing, reporting of adverse medical events, and appropriate, truthful, and non-misleading labeling, advertising and promotional materials. Many Class I devices are exempt from premarket regulation; however, some Class I devices require premarket clearance by the FDA through the 510(k) premarket notification process described below.

Class II devices are subject to the FDA's general controls, and any other special controls, such as performance standards, post market surveillance, and FDA guidelines, deemed necessary by the FDA to provide reasonable assurance of the devices' safety and effectiveness. Premarket review and clearance by the FDA for Class II devices are accomplished through the 510(k) premarket notification procedure, although some Class II devices are exempt from the 510(k) requirements. Premarket notifications are subject to user fees, unless a specific exemption applies. To obtain 510(k) clearance, a manufacturer must submit a premarket notification demonstrating that the proposed device is "substantially equivalent" to a predicate device, which is a previously cleared 510(k) device or a pre-amendment device that was in commercial distribution before May 28, 1976, for which the FDA has not yet called for the submission of a premarket approval, or PMA, application. In determining substantial equivalence, the FDA assesses whether the proposed device has the same intended use and technical characteristic as the predicate device, or whether the proposed device has different technological characteristics, but the information submitted in the premarket notification demonstrates the device is as safe and effective as a legally marketed device and does not raise different questions of safety and effectiveness than the predicate device. The FDA may request additional information, including clinical data. Under the FDCA, and its implementing regulations, a manufacturer submits a premarket notification 90 days before introducing a device into interstate commerce, but the FDA's review of the premarket notification can take significantly longer. If the FDA determines that the device is substantially equivalent to the predicate device(s), the subject device may be marketed. However, if the FDA determines that a device is not substantially equivalent to the predicate device(s), then the device would be regulated as a Class III device, discussed below. If a manufacturer obtains a 510(k) clearance for its device and then makes a modification that could significantly affect the device's safety or effectiveness, a new premarket notification must be submitted to the FDA.

Class III devices are those deemed by FDA to pose the greatest risk, such as those that are life-sustaining or life-supporting and for which reasonable assurance of the device's safety and effectiveness cannot be assured solely by the general controls and special controls described above. Some pre-amendment Class III devices for which the FDA has not yet required a PMA require the FDA's clearance of a premarket notification in order to be marketed. However, most Class III devices are required to undergo the PMA process in which the manufacturer must demonstrate reasonable assurance of the safety and effectiveness of the device to the FDA's satisfaction. A PMA application must provide valid scientific evidence, typically extensive preclinical and clinical trial data, and information about the device and its components regarding, among other things, device design, manufacturing, and labeling. PMA applications (and supplemental PMA applications) are subject to significantly higher user fees than are 510(k) premarket notifications. Some PMA applications are exempt from a user fee, for example, a small business's first PMA.

Even if regulatory approval or clearance of a device is granted, the FDA may impose limitations on the uses and indications for which the device may be labeled and promoted, and the device remains subject to significant regulatory requirements. Medical devices may be marketed only for the uses and indications for which they are cleared or approved. Device manufacturers must register their facilities and list their devices with the FDA. A device manufacturer's manufacturing processes and those of some of its suppliers are required to comply with the applicable portions of the QSR, which covers quality management, design, production and process controls, quality assurance, labeling, packaging, shipping, and complaint handling. Device manufacturers must submit to the FDA medical device reports for deaths, serious injuries, and certain malfunctions and report certain field corrections and product recalls or removals. Some manufacturers also may be subject to post-market surveillance regulations. Facility records and manufacturing processes are subject to periodic unscheduled inspections by the FDA.

Failure to comply with applicable regulatory requirements can result in enforcement action by the FDA, which may include any of the following sanctions: public warning letters, fines, injunctions, civil or criminal penalties, recall or seizure of products, operating restrictions, partial suspension or total shutdown of production, delays in or denial of 510(k) clearance or PMA applications for new products, challenges to existing 510(k) clearances or PMA applications, and a recommendation by the FDA to disallow a device manufacturer from entering into government contracts. The FDA also has the authority to request repair, replacement, or refund of the cost of any device manufactured or distributed. If a supplier fails to maintain compliance with a device manufacturer's quality requirements, the manufacturer may have to qualify a new supplier and could experience manufacturing delays as a result.

HIPAA and HITECH

Under the administrative simplification provisions of HIPAA, as amended by the HITECH Act, the HHS issued regulations that establish uniform standards governing the conduct of certain electronic healthcare transactions and protecting the privacy and security of protected health information used or disclosed by healthcare providers and other covered entities. Three principal regulations with which we are required to comply have been issued in final form under HIPAA: privacy regulations, security regulations, and standards for electronic transactions, which establish standards for common healthcare transactions. The privacy and security regulations were extensively amended in 2013 to incorporate requirements from the HITECH Act.

The privacy regulations cover the use and disclosure of protected health information by healthcare providers and other covered entities. They also set forth certain rights that an individual has with respect to his or her protected health information maintained by a covered entity, including the right to access or amend certain records containing protected health information, or to request restrictions on the use or disclosure of protected health information. The security regulations establish requirements for safeguarding the confidentiality, integrity, and availability of protected health information that is electronically transmitted or electronically stored. The HITECH Act, among other things, makes certain of HIPAA's privacy and security standards applicable to business associates of covered entities, and established certain protected health information security breach notification requirements. A covered entity must notify affected individual(s) and the HHS when there is a breach of unsecured protected health information. The HIPAA privacy and security regulations establish a uniform federal "floor" that covered entities and their business associates must meet and do not supersede state laws that are more stringent or provide individuals with greater rights with respect to the privacy or security of, and access to, their records containing protected health information. HIPAA also governs patient access to laboratory test reports. Effective October 6, 2014, individuals (or their personal representatives, as applicable), have the right to access test reports directly from clinical laboratories and to direct that copies of those test reports be transmitted to persons or entities designated by the individual.

These laws contain significant fines and other penalties for wrongful use or disclosure of protected health information. Additionally, to the extent that we submit electronic healthcare claims and payment transactions that do not comply with the electronic data transmission standards established under HIPAA and the HITECH Act, payments to us may be delayed or denied.

In addition to the federal privacy regulations, there are several state laws regarding the privacy and security of health information and personal data that are applicable to our operations. The compliance requirements of these laws, including additional breach reporting requirements, and the penalties for violation vary widely and new privacy and security laws in this area are evolving. Massachusetts, for example, has a state law that protects the privacy and security of personal information of Massachusetts residents that is more prescriptive than HIPAA. Many states have also implemented genetic testing and privacy laws imposing specific patient consent requirements and protecting test results. In some cases, we are prohibited from conducting certain tests without a certification of patient consent by the physician ordering the test. Requirements of these laws and penalties for violations vary widely. We believe that we have taken the steps required of us to comply with health information privacy and security statutes and regulations in all jurisdictions, both state and federal. However, we may not be able to maintain compliance in all jurisdictions where we do business. Failure to maintain compliance, or changes in state or federal laws regarding privacy or security, could result in civil and/or criminal penalties and could have a material adverse effect on our business.

Federal, State and Foreign Fraud and Abuse Laws

In the United States, there are various fraud and abuse laws with which we must comply and we are potentially subject to regulation by various federal, state and local authorities, including CMS, other divisions of the HHS (e.g., the Office of Inspector General), the U.S. Department of Justice, and individual U.S. Attorney offices within the Department of Justice, and state and local governments. We also may be subject to foreign fraud and abuse laws.

In the United States, the federal Anti-Kickback Statute prohibits, among other things, knowingly and willfully offering, paying, soliciting or receiving remuneration to induce, or in return for patient referrals for, or purchasing, leasing, ordering, recommending or arranging for the purchase, lease or order of, any healthcare item or service reimbursable under a governmental payer program. Courts have stated that a financial arrangement may violate the Anti-Kickback Statute if any one purpose of the arrangement is to encourage patient referrals or other federal healthcare program business, regardless of whether there are other legitimate purposes for the arrangement. The definition of “remuneration” has been broadly interpreted to include anything of value, including gifts, discounts, credit arrangements, payments of cash, consulting fees, waivers of co-payments, ownership interests, and providing anything at less than its fair market value. Recognizing that the Anti-Kickback Statute is broad and may technically prohibit many innocuous or beneficial arrangements within the healthcare industry, the HHS issued a series of regulatory “safe harbors.” These safe harbor regulations set forth certain provisions, which, if met, will assure healthcare providers and other parties that they will not be prosecuted under the federal Anti-Kickback Statute. Although full compliance with these provisions ensures against prosecution under the federal Anti-Kickback Statute, the failure of a transaction or arrangement to fit within a specific safe harbor does not necessarily mean that the transaction or arrangement is illegal or that prosecution under the federal Anti-Kickback Statute will be pursued. Many states also have anti-kickback statutes, some of which may apply to items or services reimbursed by any third-party payer, including commercial insurers.

In addition, federal false claims laws, including the federal civil False Claims Act, prohibit, among other things, any person or entity from knowingly presenting, or causing to be presented, a false claim for payment to, or approval by, the federal government or knowingly making, using, or causing to be made or used a false record or statement material to a false or fraudulent claim to the federal government. As a result of a modification made by the Fraud Enforcement and Recovery Act of 2009, a claim includes “any request or demand” for money or property presented to the U.S. government. Recently, several pharmaceutical and other healthcare companies have been prosecuted under these laws for allegedly providing free product to customers with the expectation that the customers would bill federal programs for the product. Other companies have been prosecuted for causing false claims to be submitted because of the companies’ marketing of the product for unapproved, and thus generally non-reimbursable, uses. The civil monetary penalties statute imposes penalties against any person or entity who, among other things, is determined to have presented or caused to be presented a claim to a federal health program that the person knows or should know is for an item or service that was not provided as claimed or is false or fraudulent.

HIPAA created additional federal criminal statutes that prohibit knowingly and willfully executing, or attempting to execute, a scheme to defraud or to obtain, by means of false or fraudulent pretenses, representations or promises, any money or property owned by, or under the control or custody of, any healthcare benefit program, including private third-party payers and knowingly and willfully falsifying, concealing or covering up by trick, scheme or device, a material fact or making any materially false, fictitious or fraudulent statement in connection with the delivery of or payment for healthcare benefits, items or services.

In addition, various states have enacted false claim laws analogous to the federal False Claims Act, although many of these state laws apply where a claim is submitted to any third-party payer and not merely a governmental payer program. If our operations are found to be in violation of any of the federal and state healthcare laws described above or any other governmental regulations that apply to us, we may be subject to significant penalties, including without limitation, civil, criminal and/or administrative penalties, damages, fines, disgorgement, exclusion from participation in government programs, such as Medicare and Medicaid, injunctions, private “qui tam” actions brought by individual whistleblowers in the name of the government, or refusal to allow us to enter into government contracts, contractual damages, reputational harm, administrative burdens, diminished profits and future earnings, and the curtailment or restructuring of our operations, any of which could adversely affect our ability to operate our business and our results of operations.

In Europe, various countries have adopted anti-bribery laws providing for severe consequences, in the form of criminal penalties and/or significant fines, for individuals and/or companies committing a bribery offence. Violations of these anti-bribery laws, or allegations of such violations, could have a negative impact on our business, results of operations and reputation. For instance, in the United Kingdom, under the Bribery Act 2010, which went into effect in July 2011, a bribery occurs when a person offers, gives or promises to give a financial or other advantage to induce or reward another individual to improperly perform certain functions or activities, including any function of a public nature. Bribery of foreign public officials also falls within the scope of the Bribery Act 2010. Under the new regime, an individual found in violation of the Bribery Act 2010 faces imprisonment of up to 10 years. In addition, the individual can be subject to an unlimited fine, as can commercial organizations for failure to prevent bribery.

Federal and State Physician Self-referral Prohibitions

Under a federal law directed at “self-referral,” commonly known as the “Stark Law,” there are prohibitions, with certain exceptions, on referrals for certain designated health services, including laboratory services, that are covered by the Medicare and Medicaid programs by physicians who personally, or through a family member, have an investment or ownership interest in, or a compensation arrangement with, an entity performing the tests. The prohibition also extends to payment for any testing referred in violation of the Stark Law. A person who engages in a scheme to circumvent the Stark Law’s referral prohibition may be fined up to \$100,000 for each such arrangement or scheme. In addition, any person who presents or causes to be presented a claim to the Medicare or Medicaid programs in violation of the Stark Law is subject to civil monetary penalties of up to \$15,000 per bill submission, an assessment of up to three times the amount claimed and possible exclusion from participation in federal governmental payer programs. Bills submitted in violation of the Stark Law may not be paid by Medicare or Medicaid, and any person collecting any amounts with respect to any such prohibited bill is obligated to refund such amounts. Many states have comparable laws that are not limited to Medicare and Medicaid referrals.

Corporate Practice of Medicine

Numerous states have enacted laws prohibiting business corporations, such as us, from practicing medicine and employing or engaging physicians to practice medicine, generally referred to as the prohibition against the corporate practice of medicine. These laws are designed to prevent interference in the medical decision-making process by anyone who is not a licensed physician. For example, California’s Medical Board has indicated that determining what diagnostic tests are appropriate for a particular condition and taking responsibility for the ultimate overall care of the patient, including providing treatment options available to the patient, would constitute the unlicensed practice of medicine if performed by an unlicensed person. Violation of these corporate practice of medicine laws may result in civil or criminal fines, as well as sanctions imposed against us and/or the physician through licensure proceedings. Typically, such laws are only applicable to entities that have a physical presence in the state.

Healthcare Reform

The United States and some foreign jurisdictions are considering or have enacted several legislative and regulatory proposals designed to change the healthcare system in ways that could affect our business. In the United States, there is significant interest in promoting changes in the health care system with the stated goal of containing healthcare costs, improving quality or expanding access. For example, the ACA contains certain measures that may be significant for our business. The ACA includes, among other things, provisions regarding initiatives to revise Medicare payment methodologies; the coordination and promotion of research on comparative clinical effectiveness of different technologies and procedures; and initiatives to promote quality indicators in payment methodologies. The ACA also includes an annual excise tax on device manufacturers of 2.3% of the price for which manufacturers sell their devices. The excise tax has been temporarily suspended for calendar years 2016 through 2019, but will be reinstated in 2020 without additional Congressional action.

There have been other health reform measures taken since the enactment of the ACA. For example, the Budget Control Act of 2011, among other things, created measures for spending reductions by Congress. A Joint Select Committee on Deficit Reduction, tasked with recommending a targeted deficit reduction of at least \$1.2 trillion for fiscal year 2013 through fiscal year 2021, was unable to reach required goals, thereby triggering the legislation’s automatic reduction (known as sequestration) to several government programs. This includes aggregate reductions to Medicare payments to providers of 2% per fiscal year, beginning April 1, 2013, which, following passage of subsequent legislation, will remain in effect through 2025 unless additional Congressional action is taken. Furthermore, on January 2, 2013, the American Taxpayer Relief Act of 2012 was signed into law, which, among other things, increased the statute of limitations for the government to recover overpayments to providers from three years to five years.

The current presidential administration and Congress are also expected to attempt broad sweeping changes to the current health care laws. We face uncertainties that might result from modification or repeal of any of the provisions of the ACA, including as a result of current and future executive orders and legislative actions. The impact of those changes on us and potential effect on the participants in the health care system as a whole is currently unknown. But, any changes to the ACA are likely to have an impact on our results of operations, and may have a material adverse effect on our results of operations. We cannot predict what other healthcare programs and regulations will ultimately be implemented at the federal or state level or the effect of any future legislation or regulation in the United States may have on our business.

European Regulation

International sales of medical devices are subject to foreign governmental regulations, which vary substantially from country to country. The time required to obtain clearance or approval by a foreign country may be longer or shorter than that required for FDA clearance or approval, and the requirements may be different.

The primary regulatory body in Europe is the European Commission, which has adopted numerous directives and has promulgated standards regulating the design, manufacture, clinical trials, labeling and adverse event reporting for medical devices. Devices that comply with the requirements of a relevant directive will be entitled to bear the European Conformity Marking, or CE Mark, indicating that the device conforms to the essential requirements of the applicable directives and, accordingly, can be commercially distributed throughout the member states of the European Union, and other countries that comply with or mirror these directives. The method of assessing conformity varies depending on the type and class of the product, but normally involves a combination of self-assessment by the manufacturer and a third-party assessment by a notified body, an independent and neutral institution appointed by a country to conduct the conformity assessment. This third-party assessment may consist of an audit of the manufacturer's quality system, review of technical documentation, and specific testing of the manufacturer's device. Such an assessment may be required in order for a manufacturer to commercially distribute the product throughout these countries. We previously received authorization to affix the CE Mark to our HBox device connectivity hardware under Directive 2006/95/EC. The final form of the European Medical Device Regulation, which will replace Europe's Medical Device Directive, was adopted on May 25, 2017 and it becomes effective on May 25, 2020. The Medical Device Regulation will apply in parallel with the Medical Device Directive for a transition period of three years. Our standard DeviceConX software product is not regulated under the European Medical Device Regulation or Europe's Medical Device Directive, but we are currently pursuing a version of our DeviceConX software that may be distributed in Europe and that meets the European Medical Device Regulation, which software would bear a CE Mark upon completion of applicable assessments.

Other Regulatory Requirements

The laboratory performing the Omics services is subject to federal, state and local regulations relating to the handling and disposal of regulated medical waste, hazardous waste and biohazardous waste, including chemical, biological agents and compounds, blood and bone marrow samples, and other human tissue. Typically, the laboratory uses outside vendors who are contractually obligated to comply with applicable laws and regulations to dispose of such waste. These vendors are licensed or otherwise qualified to handle and dispose of such waste.

The U.S. Occupational Safety and Health Administration has established extensive requirements relating to workplace safety for healthcare employers, including requirements to develop and implement programs to protect workers from exposure to blood-borne pathogens by preventing or minimizing any exposure through needle stick or similar penetrating injuries.

Backlog

We have no material backlog of orders.

Geographic and Segment Information

During 2017, substantially all of our long-lived assets were located within the United States and United Kingdom.

Revenue from international markets were approximately 2% of our consolidated revenue for 2017, approximately 2% of our consolidated revenue for 2016 and approximately 1% of our consolidated revenue for 2015.

We operate in one segment. The Company has one business activity and does not segregate its business for internal reporting. Accordingly, management has determined that the Company operates in one reportable segment.

Seasonality

Our revenues are not seasonal in nature.

Corporate Information

We were founded in 2010 as a Delaware limited liability company under the name “About Advanced Health, LLC.” In 2011, our affiliates NantWorks, LLC, or NantWorks, and California Capital Equity, LLC, or Cal Cap, purchased certain assets from Abraxis Bioscience, LLC, which were subsequently contributed to us. We subsequently changed our name to “All About Advanced Health, LLC,” and then to “Nant Health, LLC.” On June 1, 2016, in connection with our initial public offering, we converted from a limited liability company into a Delaware corporation and changed our name from Nant Health, LLC to NantHealth, Inc., which we refer to as the “LLC Conversion.” In conjunction with the LLC Conversion, (a) all of our outstanding units were automatically converted into shares of our common stock, based on the relative rights of our pre-IPO equity holders as set forth in the Nant Health, LLC limited liability company agreement, or the LLC Agreement, and (b) we adopted and filed a certificate of incorporation with the Secretary of State of the State of Delaware and adopted bylaws. Our principal executive offices are located at 9920 Jefferson Blvd, Culver City, CA 90232 and our telephone number is (310) 883-1300. Our corporate website address is www.nanthealth.com. We make available on our website, free of charge, our Annual Report on Form 10-K, Quarterly Reports on Form 10-Q, Current Reports on Form 8-K, and any amendments to those reports, as soon as reasonably practicable after we electronically file such material with, or furnish it to, the Securities and Exchange Commission, or SEC. Our SEC reports can be accessed through the investor relations page of our website located at <http://ir.nanthealth.com/>. Additionally, a copy of this Annual Report on Form 10-K is located at the SEC’s Public Reference Room at 100 F Street, NE, Washington, D.C. 20549. Information on the operation of the Public Reference Room can be obtained by calling the SEC at 1-800-SEC-0330.

The contents of our website are not a part of, and are not incorporated by reference into, this Annual Report on Form 10-K or any other report or document we file with the SEC, and any references to our website are intended to be inactive textual references only.

Item 1A. Risk Factors

Investing in our common stock involves a high degree of risk. You should carefully consider the risks described below, as well as all other information included in this Annual Report on Form 10-K, including our financial statements and the related notes thereto and Item 7, “Management’s Discussion and Analysis of Financial Condition and Results of Operations”, any of which may be relevant to decisions regarding an investment in or ownership of our common stock. Our future operating results may vary substantially from anticipated results due to a number of risks and uncertainties, many of which are beyond our control. The risks and uncertainties described below are not the only ones we face. Additional risks and uncertainties that we are unaware of, or that we currently believe are not material, may also become important factors that affect us. The following discussion highlights some of these risks and uncertainties and the possible impact of these risks on future results of operations. If any of the following risks actually occurs, our business, financial condition, operating results, prospects and ability to accomplish our strategic objectives could be materially harmed. As a result, the trading price of our common stock could decline and you could lose all or part of your investment. Additional risks and uncertainties not presently known to us or that we currently deem immaterial may also impair our business operations and the market price of our common stock.

Risks related to our business approach

We are an early, commercial-stage company attempting to integrate a complex learning system to address a wide range of healthcare issues, and we may not be successful in doing so.

We are an early, commercial-stage company with a business model based upon a novel approach to healthcare. NantHealth solutions are designed to address many of the key challenges healthcare constituents face by enabling them to acquire and store genomic and proteomic data, combine diagnostic inputs with phenotypic and cost data, analyze datasets, securely deliver that data to providers in a clinical setting to aid selection of the appropriate treatments, monitor patient biometric data and progression on a real-time basis, and demonstrate improved patient outcomes and costs. Integration across our systems infrastructure and platforms may take longer than we expect, or may never occur at all.

We have engaged and may in the future engage in the acquisition or disposition of other companies, technologies, and businesses which could divert our management’s attention, result in additional dilution to our stockholders and otherwise disrupt our operations and harm our operating results.

Additionally, we have not yet completed the integration of the NaviNet business, technologies and service offering into our operations. We may not be able to integrate this new business, technologies and services offerings into our operations effectively or at all. Additionally, we may be unable to extract the synergies or benefits that we currently expect from these business, technologies and service offerings.

Due to the above factors, it may take longer than we expect, or we may never be able, to fully integrate our system as planned. If our integration efforts are not successful we may not be able to attract new clients and to expand our offerings to existing clients.

The success of NantHealth solutions is dependent upon the robustness of the information we and others input into the system to achieve maximum network effects, and if we are unable to amass and input the requisite data to achieve these effects, our business will be adversely affected.

NantHealth solutions become more valuable as more accurate and clinically relevant information is integrated into them, and our ultimate outputs and recommendations to a patient, provider or payer are therefore highly dependent on the information that is input into our system. As a result, we will need to consistently and continuously have access to and integrate the most medically relevant and cutting edge clinical data and research studies with patient-specific real-time genomic and proteomic sequences and biometric data. To have access to biometric data in particular, we rely on patients, provider and payers to adopt devices that are compatible with our systems and they may not adopt such devices on a scale or at a rate sufficient to support our offerings or at all. Further, to have access to certain other data points, we rely in part on third parties to develop applications to generate more data to be integrated into NantHealth solutions. These third parties may never develop applications compatible with our software solutions or may develop them at a slower rate than our ability to address shifts in healthcare. To the extent we are unable to amass enough data, keep an inflow of current and continuous data or integrate and access the data we currently have to continue to populate NantHealth solutions, the network effects we expect will not be fully realized and our business may be adversely affected.

We may be unable to appropriately allocate our financial and human resources across our broad array of product and service offerings.

We have a broad array of product and service offerings. Our management team is responsible for allocating resources across these products and services, and may forego or delay pursuit of opportunities with certain products or services that later prove to have greater commercial potential. In August 2017, we announced a comprehensive restructuring plan that included a wide range of organizational efficiency initiatives and other cost reduction opportunities. Our resource allocation decisions may cause us to fail to capitalize on attractive products or services or market opportunities. Our spending on current and future research and development programs and future products or services may not yield commercially viable products or services, or may fail to optimize the anticipated network effects of NantHealth solutions. If our management team is unable to appropriately prioritize the allocation of our resources among our broad range of products and services in an efficient manner, our business may be adversely affected.

Risks related to our financial condition and capital requirements

We have a limited operating history, which may make it difficult to evaluate our current business and predict our future performance.

We were organized as a limited liability company in Delaware and began operations in 2010. In June 2016, we converted to a Delaware corporation. Additionally, our business has operated as part of the larger NantWorks, LLC, or NantWorks, group of affiliated companies. Our limited independent operating history, particularly in light of the increasingly complex and rapidly evolving healthcare and technology markets in which we operate, may make it difficult to evaluate our current business and predict our future performance. In addition, we have acquired numerous companies or businesses over the past three years, including certain assets of NaviNet, and recently sold our provider/patient engagement solutions business to Allscripts. We have had limited experience operating these businesses as a whole and as such, it may be difficult to evaluate our current business and predict our future operating performance. In light of the foregoing, any assessment of our profitability or prediction about our future success or viability is subject to significant uncertainty. We have encountered and will continue to encounter risks and difficulties frequently experienced by early, commercial-stage companies in rapidly evolving industries. If we do not address these challenges successfully, our business results will suffer.

We have a history of significant losses, which we expect to continue, and we may never achieve or sustain profitability in the future.

We have incurred significant net losses in each fiscal year since inception and expect to continue to incur net losses for the foreseeable future. We experienced net losses of \$175.2 million, \$184.1 million and \$72.0 million during the years ended December 31, 2017, 2016 and 2015, respectively. As of December 31, 2017, we had an accumulated deficit of \$693.2 million. The losses and accumulated deficit were primarily due to the substantial investments we made to grow our business and enhance our systems infrastructure and platforms. We have grown our business through research and development and the acquisition of assets, businesses and customers. We anticipate that our operating expenses will increase substantially in the foreseeable future as we seek to continue to grow our business, including through strategic acquisitions, and build and further penetrate our client base and develop our product and service offerings, including GPS Cancer. These efforts may prove more expensive than we currently anticipate, and we may not succeed in increasing our revenue sufficiently to offset these higher expenses.

Our prior losses, combined with our expected future losses, have had and will continue to have an adverse effect on our stockholders' equity and working capital. We expect to continue to incur operating losses for the foreseeable future and may never become profitable on a quarterly or annual basis, or if we do, we may not be able to sustain profitability in subsequent periods. Our failure to achieve and sustain profitability in the future would negatively affect our business, financial condition, results of operations and cash flows, and could cause the market price of our common stock to decline.

We may need to raise additional capital to fund our existing operations, develop our solutions, commercialize new products and expand our operations.

Based on our current business plan, we believe the net proceeds from our Convertible Notes offering, together with our current cash, cash equivalents, marketable securities, and our ability to borrow from affiliated entities, will be sufficient to meet our anticipated cash requirements over at least the next 12 months. If our available cash balances and anticipated cash flow from operations are insufficient to satisfy our liquidity requirements, we may seek to sell common or preferred equity or convertible debt securities, enter into a credit facility or another form of third-party funding, or seek other debt financing.

We may consider raising additional capital in the future to expand our business, to pursue strategic investments, to take advantage of financing opportunities, or for other reasons, including to:

- increase our sales and marketing efforts to drive market adoption of NantHealth solutions (including GPS Cancer and NantHealth software solutions);
- address competitive developments;
- fund development and marketing efforts of any future platforms and solutions;
- expand adoption of GPS Cancer and Eviti platform solutions into critical illnesses outside of oncology;
- acquire, license or invest in complimentary businesses, technologies or service offerings; and
- finance capital expenditures and general and administrative expenses.

Our present and future funding requirements will depend on many factors, including:

- our success in driving adoption of our molecular analysis solutions, including GPS Cancer;
- our success in making our molecular analysis solutions reimbursable by payers;
- our ability to achieve revenue growth;
- the cost of expanding our products and service offerings, including our sales and marketing efforts;
- our ability to achieve interoperability across all of our acquired businesses, technologies and service offerings to deliver networking effects to our clients;
- the effect of competing technological and market developments;
- costs related to international expansion; and
- the potential cost of and delays in product development as a result of any regulatory oversight applicable to our products.

The various ways we could raise additional capital carry potential risks. If we raise funds by issuing equity securities, dilution to our stockholders could result. Any equity securities issued also could provide for rights, preferences or privileges senior to those of holders of our common stock. If we raise funds by issuing debt securities, those debt securities would have rights, preferences and privileges senior to those of holders of our common stock. The terms of debt securities issued or borrowings pursuant to a credit agreement could impose significant restrictions on our operations.

We are involved in pending securities litigation and an adverse resolution of such litigation may adversely affect our business, financial condition, results of operations and cash flows.

The Company has been named as a defendant in lawsuits arising out of our initial public offering and later public statements. In March 2017, a number of putative class action securities complaints were filed in U.S. District Court California, naming as defendants the Company and certain of our executive officers and directors. Certain plaintiffs also named as defendants are investment banks who were underwriters in our initial public offering. The complaints generally allege that defendants made material misstatements and omissions in violation of the federal securities laws. The outcomes of litigation are difficult to predict. Plaintiffs may seek recovery of a substantial amount. The monetary and other impact of this action may remain unknown for substantial periods of time. The cost to defend, settle or otherwise resolve this matter may be significant and divert management's attention from the operations of the Company. We cannot assure you that we will prevail in this lawsuit. If we are ultimately unsuccessful in this matter, we could be required to pay substantial amounts which might materially adversely affect our business, operating results and financial condition. For additional information regarding this and other lawsuits in which we are involved, see Part I, Item 3, Legal Proceedings.

Risks related to our sequencing and molecular analysis solutions, including GPS Cancer

We may not be able to generate sufficient revenue from our sequencing and molecular analysis solutions, including GPS Cancer, or our relationships with sequencing and molecular analysis customers, to achieve and maintain profitability.

We believe our commercial success depends significantly upon our ability to successfully market and sell our sequencing and molecular analysis solutions, including GPS Cancer, to continue to expand our current relationships and develop new relationships with physicians, self-insured employers, payers and healthcare providers, and expand adoption of sequencing and molecular analysis for disease indications outside oncology. Net revenue from our sequencing and molecular analysis solutions represented 2.9% , 0.8% and 0.2% of our total net revenue for the years ended December 31, 2017 , 2016 and 2015 , respectively. The demand for sequencing and molecular analysis may decrease or may not continue to increase at historical rates for a number of reasons. Our clients may decide to decrease or discontinue their use of sequencing and molecular analysis due to changes in research and product development plans, financial constraints or utilization of internal molecular testing resources or molecular tests performed by others, which are circumstances outside of our control. In addition to reducing our revenue, this may reduce our exposure to early stage research that facilitates the incorporation of newly developed information about cancer and other diseases into our molecular analysis solutions. Further, we may be unsuccessful in expanding our clients' use of sequencing and molecular analysis outside of oncology.

We are currently not profitable. Even if we succeed in increasing adoption of sequencing and molecular analysis by physicians, self-insured employers, payers and healthcare providers, and maintaining and creating relationships with our existing and new clients, we may not be able to generate sufficient revenue from sequencing and molecular analysis to achieve profitability.

Sequencing and molecular analysis may have limited utility unless we or third parties are able to successfully establish links between genomic sequencing and expression analysis and disease and treatment pathways.

Full genomic sequencing and expression analysis may have limited utility on a stand-alone basis. We believe the real value is derived by linking genomic sequencing and RNA and proteomic analysis with disease pathways to help enable the discovery and development of personalized treatments. We do not currently, and do not expect in the future to, engage in research regarding disease pathways or engage in the development or commercialization of specific therapeutics or drugs. Instead, we will rely on third parties to do so. If, however, third-party time and funding is not devoted to determining disease pathways or to discovering, developing and marketing therapeutics or drugs specific to such pathways, sequencing and molecular analysis and GPS Cancer will be perceived to have limited utility and our business may be adversely affected.

Our success will depend on our ability to use rapidly changing genetic data to interpret molecular analysis results accurately and consistently, and our failure to do so would have an adverse effect on our operating results and business.

Our success depends on our ability to provide reliable, high-quality molecular profiling tests that incorporate rapidly-evolving information about the role of genes and gene variants in disease and clinically relevant outcomes associated with those variants. The accuracy and reproducibility we have demonstrated to date may not continue, particularly for clinical samples, as molecular analysis volume increases. Errors, including as a result of molecular analysis failing to detect genomic variants with high accuracy, or omissions, including as a result of failing to or incompletely or incorrectly identify the significance of gene variants, could have a significant adverse impact on our business. Hundreds of genes can be implicated in some disorders, and overlapping networks of genes and symptoms can play a role in multiple conditions. We also rely on clinicians to interpret what we report and to incorporate specific information about an individual patient into the physician's treatment decision. As a result, a substantial amount of judgment is required in order to interpret testing results for an individual patient and to develop an appropriate patient report. Due to such errors in judgment, patient outcomes may not be improved even if our molecular analysis service performs to our expectations.

The efficiency of sequencing and molecular analysis, including GPS Cancer, and the results that we achieve depend on the design and operation of our sequencing process, which uses a number of complex and sophisticated biochemical, informatics, optical, and mechanical processes, many of which are highly sensitive to external factors. An operational or technology failure in one of these complex processes or fluctuations in external variables may result in sequencing processing efficiencies that are lower than we anticipate or that vary between sequencing runs. In addition, we regularly evaluate and if necessary, refine our sequencing process. These refinements may initially result in unanticipated issues that further reduce our sequencing process yields or increase the variability of our sequencing yields. Low sequencing yields can cause variability in our operating results and damage our reputation. In addition, although we believe GPS Cancer is a comprehensive molecular profiling solution, no solution is fully comprehensive and it will need to be continually improved in line with improvements in science and technology and potential developments by our competitors. If GPS Cancer proves to not be fully comprehensive customer demand for GPS Cancer may be adversely affected.

GPS Cancer can determine whether specific genes are over- or under-expressed which can affect protein levels and, as a result, cancer phenotype and drug efficacy in a particular patient. Such gene expression can also capture the effect of post-translational modifications, which can have equally significant implications on how a cancer is expressed in a patient and in turn may impact treatment decisions. GPS Cancer represents a novel and largely unproven approach to the diagnosis of cancer and may not be accurate based on the evolving understanding of how genomic sequences and proteomic analysis relate to disease progression and drug efficacy and resistance. As a result, the marketing, sale and use of molecular analysis and GPS Cancer could subject us to liability for errors in, misunderstandings of, or inappropriate reliance on, information we provide to physicians or geneticists, and lead to claims against us if someone were to allege that our solutions failed to perform as they were designed, if we failed to correctly interpret results, or if the ordering physician were to misinterpret our results or improperly rely on them when making a clinical decision. A product liability or professional liability claim could result in substantial financial and reputational damage and be costly and time-consuming for us to defend. Although we maintain liability insurance, including for errors and omissions, we cannot assure you that our insurance would fully protect us from the financial impact of defending against these types of claims or any judgments, fines or settlement costs arising out of any such claims. Any liability claim, including an errors and omissions liability claim, brought against us, with or without merit, could increase our insurance rates or prevent us from securing insurance coverage in the future. Additionally, any liability lawsuit could cause injury to our reputation or cause us to suspend sales of our sequencing and or molecular analysis solutions. The occurrence of any of these events could have an adverse effect on our business, reputation and results of operations.

Our sequencing and molecular analysis solutions may never achieve significant commercial market acceptance.

Our sequencing and molecular analysis solutions may never gain significant acceptance in the marketplace and, therefore, may never generate substantial revenue or profits for us. Our ability to achieve commercial market acceptance for our sequencing and molecular analysis solutions will depend on several factors, including:

- our ability to convince key thought leaders, physicians and caregivers and other key oncology stakeholders of the clinical utility of our entire product offering and its potential advantages over existing sequencing tests, specifically, the advantages of our RNA sequencing, which maps oncology disease pathways versus a patient's own germline and our quantitative proteomic analysis;
- the willingness of physicians, self-insured employers, payers and healthcare providers to utilize our molecular analysis solutions; and
- the willingness of commercial third-party payers and government payers to reimburse for our molecular testing, the scope and amount of which will affect patients' willingness or ability to pay for our molecular testing and likely heavily influence our customers' decisions to recommend our molecular testing.

Further, today's most advanced diagnostics tests analyze narrow gene panels that capture only a limited number of the most common gene alterations, as compared to GPS Cancer, which sequences the patient's whole genome (comparing both a patient's normal and tumor tissue) and RNA and performs quantitative proteomic analysis. These narrow gene panels for specific treatments or disease areas are much less expensive than GPS Cancer. Although we believe that the advantages of sequencing the patient's whole genome for the treatment of cancer, as well as running additional RNA and proteomic sequencing tests, outweigh the costs, key thought leaders, physicians and other caregivers, other key oncology stakeholders and payers may not agree. Further, if advances in the understanding of disease states and pathways do not reveal a benefit to whole genome and RNA and proteomic sequencing in areas beyond cancer then the market potential for GPS Cancer will be limited. Failure to achieve widespread commercial market acceptance for our sequencing and molecular analysis solutions could materially harm our business, financial condition and results of operations.

If we cannot compete successfully with our competitors for our sequencing and molecular analysis solutions, including GPS Cancer, we may be unable to increase or sustain our revenue or achieve and sustain profitability.

Personalized molecular analysis is a new area of science, and we face competition from companies that offer products, or have conducted research, to profile genes and gene expression in various cancers. Our principal competition for GPS Cancer comes from diagnostic companies that also offer whole genome sequencing. We also compete with diagnostic companies offering molecular diagnostic tests that capture only a single marker or test panels that capture a limited number of the most well-known gene alterations, known as hotspot panel tests. In addition, academic research centers, diagnostic companies and next-generation sequencing, or NGS, platform developers are offering or developing NGS-based testing. NGS-based testing also has the capability to provide whole genome sequencing to compete with GPS Cancer.

Our competitors include companies such as Foundation Medicine, Inc., or Foundation Medicine, Caris Life Sciences, Inc., or Caris Life Sciences, Personal Genome Diagnostics, Inc., or Personal Genome Diagnostics, Guardant Health, Inc., and Paradigm Diagnostics, Inc. and Tempus Labs. Many hospitals and academic medical centers may also seek to perform the type of molecular testing we perform at their own facilities. As such, our competition may include entities such as the University of Michigan, Baylor Medical Genetics Laboratories, Washington University in St. Louis and other academic hospitals and research centers. In addition to developing kits, some diagnostic companies also provide NGS platforms. Illumina, Inc., Thermo Fisher Scientific Corporation, Invitae Corporation, and other companies develop NGS platforms that are being sold directly to research centers, biopharmaceutical companies and clinical laboratories. While many of the applications for these platforms are focused on the research and development markets or testing for conditions outside of oncology, these companies have launched and will continue to commercialize products focused on the clinical oncology market. Although we believe GPS Cancer is a comprehensive molecular profiling solution, our competitors may develop more comprehensive or superior alternative offerings. We believe diagnostic platform providers will seek to place sequencing machines in laboratories to develop NGS-based laboratory-developed tests, or LDTs. In addition, we believe these companies will also develop their own diagnostic kits approved by the Food and Drug Administration, or FDA, which can be sold to the clients who have purchased their platforms. Also, many private companies are developing information technology-based tools to support the integration of NGS-based testing into the clinical setting.

Additionally, some of our competitors' sequencing tests are being used in FDA clinical trials as companion diagnostics. Because companion diagnostics help identify whether a patient's disease expresses the molecular target, or biomarker, for the particular drug, they can help ensure the drug's efficacy and are sometimes required by the FDA to be used with certain drugs. GPS Cancer may not have the genetic and proteomic analysis capability on par with a companion diagnostic to guide therapeutic treatments for certain customers. Further, the FDA requires a companion diagnostic test if a new drug works on a specific genetic or biological target that is present in some, but not all, patients with a certain cancer or disease. Even if it is shown to be on par with FDA-approved companion diagnostics, physicians and payers may still not choose to use GPS Cancer. If physicians and payers utilize and pay for these FDA-approved companion diagnostic tests instead of GPS Cancer, our business may be adversely affected.

Any of these competitors could have technological, financial and market access advantages that are not currently available to us.

The molecular diagnostics industry is subject to rapidly changing technology, which could make GPS Cancer and other products we may develop or license in the future obsolete.

Our industry is characterized by rapid technological changes, frequent new product introductions and enhancements and evolving industry standards, all of which could make GPS Cancer or our other products we develop or license obsolete. Our future success will depend on our ability to keep pace with the evolving needs of our clients on a timely and cost-effective basis and to pursue new market opportunities that develop as a result of technological and scientific advances. In recent years, there have been numerous advances in technologies relating to the diagnosis and treatment of cancer. There have also been advances in methods used to analyze very large amounts of genomic information. We must continuously enhance GPS Cancer and our other solutions, and we may also need to develop or license new technologies, to keep pace with evolving standards of care. If we do not update GPS Cancer or our other solutions to reflect new scientific knowledge about cancer biology, information about new cancer therapies, or relevant clinical trials, our solutions could become obsolete and our molecular analysis revenue growth would be limited or eliminated, which would have a material adverse effect on our business, financial condition and results of operations.

If we are not able to establish relationships with, or lose the support of, key thought leaders or payers' key decision makers, it may be difficult to establish GPS Cancer as a standard of care for patients with cancer, which may limit our revenue growth and ability to achieve profitability.

We are establishing relationships with leading oncology thought leaders and payers' key decision makers. If we are unable to establish these relationships, or these key thought leaders or payers' key decision makers determine that GPS Cancer, or other products or services that we develop or license, are not clinically or operationally effective or that alternative technologies and services are more effective or cost-efficient, or if they elect to use and promote internally developed products, we would encounter significant difficulty driving adoption of GPS Cancer and other technologies and services and validating GPS Cancer as a standard of care, which would limit our revenue growth and our ability to achieve profitability.

Ethical, legal and social concerns related to the use of genomic information could reduce demand for our sequencing and molecular analysis solutions, including GPS Cancer.

Genomic testing, like that conducted using GPS Cancer, has raised ethical, legal and social issues regarding privacy and the appropriate uses of the resulting information. Governmental authorities could, for social or other purposes, limit or regulate the use of genomic information or genomic testing, particularly for those diseases that have no known cure. These concerns may lead patients to refuse to use, or clinicians to be reluctant to order, whole genome genomic tests even if permissible.

Ethical and social concerns may also influence U.S. and foreign patent offices and courts with regard to patent protection for technology relevant to our business. These and other ethical, legal and social concerns may limit market acceptance of our products or reduce the potential markets for products enabled by our sequencing and molecular analysis solutions, including GPS Cancer, either of which could have an adverse effect on our business, financial condition or results of operations.

Risks related to our system infrastructure and software solutions business

The market for our systems infrastructure and software solutions is new and unproven and may not grow.

We believe our future success will depend in large part on establishing and growing a market for our systems infrastructure and that are able to provide operational intelligence, particularly designed to collect and index machine data. Our systems infrastructure is designed to address interoperability challenges across the healthcare continuum. It integrates big data with real time resources and applies machine learning algorithms to inform and optimize treatment decisions. In order to grow our business, we intend to expand the functionality of our offering to increase its acceptance and use by the broader market. In particular, our systems infrastructure is targeted at those in the healthcare continuum that are transitioning from fee-for-service to a value-based reimbursement models. While we believe this to be the current trend in healthcare, this trend may not continue in the future. Our systems infrastructure is less effective with a traditional fee-for-service model and if there is a reversion in the industry towards fee-for-service, or a shift to another model, we would need to update our offerings and we may not be able to do so effectively or at all. It is difficult to predict client adoption and renewal rates, client demand for our software, the size and growth rate of the market for our solutions, the entry of competitive products or the success of existing competitive products. Many of our potential clients may already be party to existing agreements for competing offerings that may have lengthy terms or onerous termination provisions, and they may have already made substantial investments into those platforms which would result in high switching costs. Any expansion in our market depends on a number of factors, including the cost, performance and perceived value associated with such operating system and software applications particularly in light of the aforementioned shifting market dynamics. Although we have experienced rapid adoption of our systems infrastructure and software solutions, the rate may slow or decline in the future, which would harm our business and operating results. In addition, while many large hospital systems and payers use our solutions, many of these entities use only certain of our offerings, and we may not be successful in driving broader adoption of our solutions among these existing users, which would limit our revenue growth.

If the market for our offerings does not achieve widespread adoption or there is a reduction in demand for our offerings in our market caused by a lack of customer acceptance, technological challenges, lack of accessible machine data, competing technologies and products, decreases in corporate spending, weakening economic conditions, or otherwise, it could result in reduced customer orders, early terminations, reduced renewal rates or decreased revenues, any of which would adversely affect our business operations and financial results. You should consider our business and prospects in light of the risks and difficulties we may encounter in this new and unproven market.

The data and information that we provide to our clients, and their constituents, could be inaccurate or incomplete, which could harm both patients and our business, financial condition and results of operations.

Some of our software solutions store and display data from a variety of third-party sources for use in treating patients and to search and compare options for healthcare services and treatments. As part of our Eviti platform solutions, we provide up-to-date information regarding cancer research, along with a list of potential treatments and relevant clinical trials seeking enrollment. Most of this data comes from health plans, our clients, published guidelines, peer-reviewed journals and other third parties. Because data in the healthcare industry is often fragmented in origin, inconsistent in format and often incomplete, the overall quality of certain types of data we receive can be poor. If these data are incorrect or incomplete or if we make mistakes in the capture or input of their data, or in our interpretation or analysis of such data, adverse consequences, including patient death and serious injury, may occur and give rise to product liability and other claims against us. In addition, a court or government agency may take the position that our storage and display of health information exposes us to personal injury liability or other liability for wrongful delivery or handling of healthcare services or erroneous health information. While we maintain insurance coverage, we cannot assure that this coverage will prove to be adequate or will continue to be available on acceptable terms, if at all. Even unsuccessful claims could result in substantial costs, reputational damage, and diversion of management resources. A claim brought against us that is uninsured or under-insured could harm our business, financial condition and results of operations.

Our use of open source technology could impose limitations on our ability to commercialize our offerings.

Our offerings incorporate open source software components that are licensed to us under various public domain licenses. Some open source software licenses require users who distribute open source software as part of their software to publicly disclose all or part of the source code to such software or make available any derivative works of the open source code on unfavorable terms or at no cost. There is little or no legal precedent governing the interpretation of many of the terms of these licenses and therefore the potential impact of such terms on our business is not fully known or predictable. There is a risk that such licenses could be construed in a manner that imposes unanticipated conditions or restrictions on our ability to market our software products and services. While we monitor our use of open source software and try to ensure that none is used in a manner that would require us to disclose our source code or that would otherwise breach the terms of an open source agreement, such use could inadvertently occur and we may be required to release our proprietary source code, pay damages for breach of contract, re-engineer one or more of our offerings, discontinue sales of one or more of our offerings in the event re-engineering cannot be accomplished on a timely basis or take other remedial action that may divert resources away from our development efforts, any of which could cause us to breach obligations to our clients, harm our reputation, result in customer losses or claims, increase our costs or otherwise adversely affect our business and operating results.

If we are not able to enhance our systems infrastructure or software solutions to achieve market acceptance and keep pace with technological developments, our business will be harmed.

Our ability to attract new subscribers and licensees, and increase revenue from existing subscribers and licensees, depends in large part on our ability to enhance and improve our existing offerings and to introduce new products and services, including products and services designed for a mobile user environment. To grow our business, we must develop products and services that reflect the changing nature of business management software and expand our offering. The success of any enhancements to our offerings depends on several factors, including timely completion, adequate quality testing and sufficient demand. Any new product or service that we develop may not be introduced in a timely or cost-effective manner, may contain defects or may not achieve the market acceptance necessary to generate sufficient revenue. If we are unable to successfully develop new products or services, enhance our existing offerings to meet subscriber requirements or otherwise gain market acceptance, our business and operating results will be harmed.

In addition, because many of our offerings are available over the Internet, we need to continuously modify and enhance them to keep pace with changes in Internet-related hardware, software, communications and database technologies and standards. If we are unable to respond in a timely and cost-effective manner to these rapid technological developments and changes in standards, our offerings may become less marketable, less competitive or obsolete, and our operating results will be harmed. If new technologies emerge that are able to deliver competitive products and applications at lower prices, more efficiently, more conveniently or more securely, such technologies could adversely impact our ability to compete. Our offerings must also integrate with a variety of network, hardware, mobile, and software platforms and technologies, and we need to continuously modify and enhance them to adapt to changes and innovation in these technologies. Any failure of our offerings to operate effectively with future infrastructure platforms and technologies could reduce the demand for such offerings. If we are unable to respond to these changes in a cost-effective manner, our offerings may become less marketable, less competitive or obsolete, and our operating results may be adversely affected.

Our data suppliers might restrict our use of or refuse to license data, which could lead to our inability to provide certain products or services.

A portion of the data that we use is either purchased or licensed from third parties or is obtained from our customers for specific customer engagements. Although we typically enter into long-term contractual arrangements with many of these suppliers of data, at the time of entry into a new contract or renewal of an existing contract, suppliers may increase restrictions on our use of such data, increase the price they charge us for data or refuse altogether to license the data to us. In addition, during the term of any data supply contract, suppliers may fail to adhere to our data quality control standards or fail to deliver data. Further, although no single individual data supplier is material to our business, if a number of suppliers collectively representing a significant amount of data that we use for one or more of our services were to impose additional contractual restrictions on our use of or access to data, fail to adhere to our quality-control standards, repeatedly fail to deliver data or refuse to provide data, now or in the future, our ability to provide those services to our clients could be materially adversely impacted, which may harm our operating results and financial condition.

We believe that we have rights necessary to use the data that is incorporated into our offerings. However, in the future, data providers could withdraw their data from us if there is a competitive reason to do so, or if legislation is passed restricting the use of the data, or if judicial interpretations are issued restricting use of the data that we currently use in our products and services. If a substantial number of data providers were to withdraw their data, our ability to provide our offerings to our clients could be materially adversely impacted.

For example, in order to deliver the full functionality offered by some of our solutions, we need access, on behalf of our customers, to sources of pricing and claims data, much of which is managed by a limited number of health plans and other third parties. We have developed various long-term and short-term data sharing relationships with certain health plans and other third parties, including many of the largest health plans in the United States. The health plans and other third parties that we currently work with may, in the future, change their position and limit or eliminate our access to pricing and claims data, increase the costs charged to us for access to data, provide data to us in more limited or less useful formats, or restrict our permitted uses of data. Furthermore, some health plans have developed or are developing their own proprietary price and quality estimation tools and may perceive continued cooperation with us as a competitive disadvantage and choose to limit or discontinue our access to pricing and claims data. Failure to continue to maintain and expand our access to pricing and claims data will adversely impact our ability to continue to serve existing clients and expand our offerings to new clients.

If the validity of an informed consent from a patient enrolled in a clinical trial with one of our clients was challenged, we could be forced to stop using some of our resources, which would hinder the development efforts for our sequencing and molecular analysis solutions.

We have implemented measures designed to ensure that clinical data and genetic and other biological samples that we receive from our customers have been collected from subjects who have provided appropriate informed consent for purposes which extend to our product development activities. We seek to ensure that these data and samples are provided for processing via our molecular profiling solution in a manner that does not use readily individually identifiable information of the subject. We also have measures in place to ensure that the subjects from whom the data and samples are collected do not retain or have conferred on them any proprietary or commercial rights to the data or any discoveries derived from them. Further, our clients may conduct clinical trials in a number of different countries, and, to a large extent, we rely upon them to comply with the subject's informed consent and with local law and international regulation. The collection of data and samples in many different countries results in complex legal questions regarding the adequacy of informed consent and the status of genetic material under a large number of different legal systems. The subject's informed consent obtained in any particular country could be challenged in the future, and those informed consents could prove invalid, unlawful, or otherwise inadequate for our purposes. Any findings against us, or our clients, could deny us access to or force us to stop using some of our clinical samples, which would hinder our molecular profiling solution development efforts. We could become involved in legal challenges, which could consume our management and financial resources.

Failure by our clients to obtain proper permissions and waivers may result in claims against us or may limit or prevent our use of data which could harm our business.

We require our clients and business associates to provide necessary notices and to obtain necessary permissions and waivers for use and disclosure of the information that we receive, and we require contractual assurances from them that they have done so and will do so. If they do not obtain necessary permissions and waivers, then our use and disclosure of information that we receive from them or on their behalf may be limited or prohibited by state or federal privacy laws or other laws. This could impair our functions, processes and databases that reflect, contain or are based upon such data and may prevent use of such data. In addition, this could interfere with or prevent creation or use of rules, analyses or other data-driven activities that benefit us. Moreover, we may be subject to claims or liability for use or disclosure of information by reason of lack of valid notice, permission or waiver. These claims or liabilities could subject us to unexpected costs and adversely affect our operating results.

Our sales cycle can be lengthy and unpredictable, which may cause our revenue and operating results to fluctuate significantly.

Our sales cycle can be lengthy and unpredictable. Our sales efforts involve educating our customers about the use and benefits of our offerings and solutions, including the technical capabilities of our solutions and the potential cost savings and productivity gains achievable by deploying them. Additionally, many of our potential clients are typically already in long-term contracts with their current providers and face significant costs associated with transitioning to our offerings and solutions. As a result, potential customers typically undertake a significant evaluation process, which frequently involves not only NantHealth solutions and component systems infrastructure and platforms but also their existing capabilities and solutions, and can result in a lengthy sales cycle. We spend substantial time, effort and money on our sales efforts without any assurance that our efforts will produce any sales. In addition, purchases of NantHealth solutions and component systems infrastructure are frequently subject to budget constraints, multiple approvals and unplanned administrative, processing and other delays. For example, at this time, hospitals in the United States face significant uncertainty over the continuing impact of federal government budgets, and continuing changes in the implementation and deadlines for compliance with the Patient Protection and Affordable Care Act of 2010, or ACA, and other healthcare reform legislation, as well as potential future statutes and rulemaking. Many of our potential hospital clients, in particular, have used all or a significant portion of their revenues to comply with federal mandates to adopt electronic medical records in order to maintain their Medicaid and Medicare reimbursement levels. In the event we are unable to manage our lengthy and unpredictable sales cycle, our business may be adversely affected.

We bill our clients and recognize revenue over the term of the contract for certain of our products. As a result near term declines in new or renewed agreements for these products may not be reflected immediately in our operating results and may be difficult to discern.

A portion of our revenue in each quarter is derived from agreements entered into with our clients during previous quarters. Consequently, a decline in new or renewed agreements in any one quarter may not be fully reflected in our revenue for that quarter. Such declines, however, would negatively affect our revenue in future periods and the effect of significant downturns in sales of and market demand for certain of our solutions, and potential changes in our rate of renewals or renewal terms, may not be fully reflected in our results of operations until future periods. In addition, we may be unable to adjust our cost structure rapidly, or at all, to take account for reduced revenue. Our subscription model for certain of our solutions also makes it difficult for us to increase our total revenue through additional sales in any quarterly period, as revenue from new clients for those products must be recognized over the applicable term of the agreement. Accordingly, the effect of changes in the industry impacting our business or changes we experience in our new sales may not be reflected in our short-term results of operations.

A large portion of our revenue is derived from a small group of our clients, and the loss of such clients could adversely affect our business.

In 2016 and 2017, we derived a significant portion of our revenue from a single reseller, who contracts with various health plans and other healthcare entities to manage the utilization of specialty health services for their covered members. For the year ended December 31, 2016, 13.3% of our revenue was derived through this reseller. During the year ended December 31, 2017, we derived 13.8% of our revenue through this reseller and another 10.7% of our revenue through NaviNet's major customer. We cannot guarantee that these clients will continue to contract for our services or acquire new services. The contract governing the reseller relationship is terminable without cause upon 12 months' written notice, but the health plan customer cannot terminate without cause. Additionally, the reseller may not be successful in reselling our products to its covered members, or covered members may reduce their orders for our products for a number of reasons. If this happens, our revenue could be greatly reduced, which would materially and adversely affect our business.

If our existing clients do not continue or renew their agreements with us, renew at lower fee levels or decline to purchase additional applications and services from us, our business and operating results will suffer.

We expect to derive a significant portion of our revenue from renewal of existing customer agreements, and sales of additional applications and services to existing clients. As a result, achieving high customer satisfaction to keep existing clients and sell additional platform offerings is critical to our future operating results.

Factors that may affect the renewal rate for our offerings and our ability to sell additional solutions include:

- the price, performance and functionality of our offerings;
- the availability, price, performance and functionality of competing solutions;
- our ability to develop complementary applications and services;
- our continued ability to access the pricing and claims data necessary to enable us to deliver reliable data in our cost estimation and price transparency offering to customers;
- the stability, performance and security of our hosting infrastructure and hosting services;
- changes in healthcare laws, regulations or trends; and
- the business environment of our clients, in particular, headcount reductions by our clients.

For our SaaS solutions, we typically enter into master services agreements with our clients. These agreements generally have stated terms of three to five years. Our clients have no obligation to renew their subscriptions for our offering after the term expires. In addition, our clients may negotiate terms less advantageous to us upon renewal, which may reduce our revenue from these clients. Factors that are not within our control may contribute to a reduction in our contract revenue. For instance, our clients may reduce their number of employees, which would result in a corresponding reduction in the number of employee users eligible for our offering and thus a lower aggregate monthly services fee. Our future operating results also depend, in part, on our ability to sell new solutions to our existing customers. If our clients fail to renew their agreements, renew their agreements upon less favorable terms or at lower fee levels, or fail to purchase new solutions from us, our revenue may decline or our future revenue may be constrained.

In addition, a significant number of our customer agreements allow our clients to terminate such agreements for convenience at certain times, typically with one to three months advance notice. Any cancellations of such agreements would have a negative result on our business and results of operations.

If any new applications and services we may develop or acquire are not adopted by our customers, or if we fail to continue to innovate and develop or acquire new applications and services that are adopted by customers, then our revenue and operating results will be adversely affected.

In addition to past investments made in NantHealth solutions, and component systems infrastructure and platforms, we have invested, and will continue to invest, significant resources in research and development and in acquisitions to enhance our existing offerings and introduce new high quality applications and services. If existing clients are not willing to make additional payments for such new applications, or if new clients do not value such new applications, our business and operating results will be harmed. If we are unable to predict user preferences or our industry changes, or if we are unable to modify our offering and services on a timely basis, we might lose clients. Our operating results would also suffer if our innovations and acquisitions are not responsive to the needs of our clients, are not appropriately timed with market opportunity or are not effectively brought to market.

Security breaches, loss of data and other disruptions could compromise sensitive information related to our business and/or protected health information or prevent us from accessing critical information and expose us to liability, which could adversely affect our business and our reputation.

In the ordinary course of our business, we and our clients, consultants, contractors and business associates collect and store petabytes of sensitive data, including legally protected health information, personally identifiable information, intellectual property and proprietary business information owned or controlled by ourselves or our clients, payers, providers and partners. We manage and maintain our applications and data by utilizing a combination of on-site systems, managed data center systems, and cloud-based data center systems. These applications and data encompass a wide variety of business-critical information, including research and development information, commercial information and business and financial information. We face four primary risks relative to protecting this critical information, including loss of access risk, inappropriate disclosure risk, inappropriate modification risk and the risk of being unable to adequately monitor our controls over the first three risks.

The secure processing, storage, maintenance and transmission of this critical information is vital to our operations and business strategy, and we devote significant resources to protecting such information. Although we take measures to protect sensitive information from unauthorized access or disclosure, our information technology and infrastructure, and that of our third-party billing and collections provider, may be vulnerable to attacks by hackers or viruses or breached due to employee error, malfeasance or other disruptions. Any such breach or interruption could compromise our networks and the information stored there could be accessed by unauthorized parties, publicly disclosed, lost or stolen. Any such access, disclosure or other loss of information could result in legal claims or proceedings, liability under laws that protect the privacy of personal information, such as the Health Insurance Portability and Accountability Act, or HIPAA, and regulatory penalties. Although we have implemented security measures and a formal, dedicated enterprise security program to prevent unauthorized access to patient data, there is no guarantee we can continue to protect our online portal or will be able to protect our mobile applications from breach. Unauthorized access, loss or dissemination could also disrupt our operations, including our ability to conduct our analyses, provide test results, bill payers, providers or patients, process claims and appeals, provide customer assistance services, conduct research and development activities, collect, process and prepare company financial information, provide information about our products and other patient and physician education and outreach efforts through our website, manage the administrative aspects of our business and damage our reputation, any of which could adversely affect our business.

The U.S. Office of Civil Rights may impose penalties on us if we do not fully comply with requirements of HIPAA. Penalties will vary significantly depending on factors such as whether we knew or should have known of the failure to comply, or whether our failure to comply was due to willful neglect. These penalties include civil monetary penalties of \$100 to \$50,000 per violation, up to an annual cap of \$1,500,000 for identical violations. A person who knowingly obtains or discloses individually identifiable health information in violation of HIPAA may face a criminal penalty of up to \$50,000 per violation and up to one-year imprisonment. The criminal penalties increase to \$100,000 per violation and up to five years imprisonment if the wrongful conduct involves false pretenses, and to \$250,000 per violation and up to 10 years imprisonment if the wrongful conduct involves the intent to sell, transfer, or use identifiable health information for commercial advantage, personal gain, or malicious harm. The U.S. Department of Justice is responsible for criminal prosecutions under HIPAA. Furthermore, in the event of a breach as defined by HIPAA, we have specific reporting requirements to the Office of Civil Rights under the HIPAA regulations as well as to affected individuals, and we may also have additional reporting requirements to other state and federal regulators, including the Federal Trade Commission, and/or to the media. Issuing such notifications can be costly, time and resource intensive, and can generate significant negative publicity. Breaches of HIPAA may also constitute contractual violations that could lead to contractual damages or terminations.

In addition, the interpretation and application of consumer, health-related and data protection laws in the United States, Europe and elsewhere are often uncertain, contradictory and in flux. It is possible that these laws may be interpreted and applied in a manner that is inconsistent with our practices. If so, this could result in government-imposed fines or orders requiring that we change our practices, which could adversely affect our business. In addition, these privacy regulations vary between states, may differ from country to country, and may vary based on whether testing is performed in the United States or in the local country. Complying with these various laws could cause us to incur substantial costs or require us to change our business practices and compliance procedures in a manner adverse to our business.

We rely on Internet infrastructure, bandwidth providers, data center providers, other third parties and our own systems for providing services to our users, and any failure or interruption in the services provided by these third parties or our own systems could expose us to litigation and negatively impact our relationships with clients, adversely affecting our brand and our business.

Our ability to deliver our internet-based services is dependent on the development and maintenance of the infrastructure of the Internet by third parties. This includes maintenance of a reliable network backbone with the necessary speed, data capacity and security for providing reliable Internet access and services. Our services are designed to operate without interruption in accordance with our service level commitments. However, we expect that we will in the future experience interruptions and delays in services and availability from time to time. We rely on internal systems as well as third-party vendors, including data center providers and bandwidth providers, to provide our services. We store, process and transport petabytes of data and the nature of our business requires us to scale our storage capacity. In the event we are unable to scale appropriately, we may lose clients or fail to realize the network effects of our system and our business may be impaired. We do not maintain redundant systems or facilities for some of these services. In the event of a catastrophic event with respect to one or more of these systems or facilities, we may experience an extended period of system unavailability, which could negatively impact our relationship with users. To operate without interruption, both we and our service providers must guard against:

- damage from fire, power loss and other natural disasters;
- communications failures;
- software and hardware errors, failures and crashes;
- security breaches, computer viruses and similar disruptive problems; and
- other potential interruptions.

Any disruption in the network access or co-location services provided by third-party providers or any failure of or by third-party providers or our own systems to handle current or higher volume of use could significantly harm our business. We exercise limited control over third-party vendors, which increases our vulnerability to problems with services they provide.

Any errors, failures, interruptions or delays experienced in connection with third-party technologies and information services or our own systems could negatively impact our relationships with clients and adversely affect our business and could expose us to third-party liabilities. Although we maintain insurance for our business, the coverage under our policies may not be adequate to compensate us for all losses that may occur. In addition, we cannot provide assurance that we will continue to be able to obtain adequate insurance coverage at an acceptable cost.

The reliability and performance of the Internet may be harmed by increased usage or by denial-of-service attacks. The Internet has experienced a variety of outages and other delays as a result of damages to portions of its infrastructure, and it could face outages and delays in the future. These outages and delays could reduce the level of Internet usage as well as the availability of the Internet to us for delivery of our internet-based services. Any failure to offer high-quality technical support services may adversely affect our relationships with our clients and harm our financial results.

As a result of the complexity of the issues facing healthcare providers and payers and the inherent complexity of our solutions to such issues, our clients depend on our support organization to resolve any technical issues relating to our offering. In addition, our sales process is highly dependent on the quality of our offerings, our business reputation and on strong recommendations from our existing clients. Any failure to maintain high-quality and highly responsive technical support, or a market perception that we do not maintain high-quality and highly responsive support, could harm our reputation, adversely affect our ability to sell our offering to existing and prospective clients, and harm our business, operating results and financial condition.

We offer technical support services with our offerings and we may be unable to respond quickly enough to accommodate short-term increases in customer demand for support services, particularly as we increase the size of our customer base. We also may be unable to modify the format of our support services to compete with changes in support services provided by competitors. It is difficult to predict customer demand for technical support services and if customer demand increases significantly, we may be unable to provide satisfactory support services to our clients and their constituents. Additionally, increased customer demand for these services, without corresponding revenue, could increase costs and adversely affect our operating results.

If we cannot implement NantHealth solutions and component systems infrastructure and platforms for customers in a timely manner, we may lose customers and our reputation may be harmed.

Our clients have a variety of different data formats, enterprise applications and infrastructures, and NantHealth solutions and component systems infrastructure and platforms, must support our clients' data formats and integrate with complex enterprise applications and infrastructures. Similarly, our connectivity devices and applications must interact with a wide variety of devices and data formats. If our platforms do not currently support a customer's required data format or appropriately integrate with a customer's applications and infrastructure, then we must configure our systems infrastructure to do so, which increases our expenses. Additionally, we do not control our clients' implementation schedules. As a result, if our clients do not allocate internal resources necessary to meet their implementation responsibilities or if we face unanticipated implementation difficulties, the implementation may be delayed. Further, our implementation capacity has at times constrained our ability to successfully implement our offering for our clients in a timely manner, particularly during periods of high demand. If the customer implementation process is not executed successfully or if execution is delayed, we could incur significant costs, customers could become dissatisfied and decide not to increase usage of our offering, or not to use our offering beyond an initial period prior to their term commitment or, in some cases, revenue recognition could be delayed. In addition, competitors with more efficient operating models with lower implementation costs could penetrate our customer relationships.

Additionally, large and demanding enterprise clients, who currently comprise the substantial majority of our customer base, may request or require specific features or functions unique to their particular business processes, which increase our upfront investment in sales and deployment efforts and the revenue resulting from the clients under our typical contract length may not cover the upfront investments. If prospective large customers require specific features or functions that we do not offer, then the market for our offering will be more limited and our business could suffer.

In addition, supporting large clients could require us to devote significant development services and support personnel and strain our personnel resources and infrastructure. Furthermore, if we are unable to address the needs of these clients in a timely fashion or further develop and enhance our offering, or if a client or its constituents are not satisfied with the quality of work performed by us or with the offerings delivered or professional services rendered, then we could incur additional costs to address the situation, we may be required to issue credits or refunds for pre-paid amounts related to unused services, the profitability of that work might be impaired and the client's dissatisfaction with our offerings could damage our ability to expand the number of applications and services purchased by that client. Furthermore, if a client or its constituents do not opt into or need certain aspects of our offering, there may not be enough demand for that aspect of our offering to warrant future purchases by that client, or the client may seek to terminate their relationship with us. These clients may not renew their agreements, seek to terminate their relationship with us or renew on less favorable terms. Moreover, negative publicity related to our client relationships, regardless of its accuracy, may further damage our business by affecting our ability to compete for new business with current and prospective clients. If any of these were to occur, our revenue may decline and our operating results could be adversely affected.

We face intense competition in our markets, and we may be unable to compete effectively for new clients.

Although our product offerings target the new and emerging market for evidence-based personalized healthcare technology solutions, we compete against a variety of large software vendors and smaller specialized companies, open source initiatives and custom development efforts, which provide solutions in the specific markets we address. Our principal competitors include:

- Payer-provider collaboration vendors such as Availity, LLC, Change Healthcare, Inc. (formerly Emdeon), Experian Information Solutions, Inc. (including its Passport division), Healthx, Inc. and HealthTrio, LLC;
- Medical device data system and device connectivity vendors, such as Qualcomm Technologies, Inc. (formerly Capsule Tech, Inc.), Cerner Corporation, Bernoulli Enterprise, Inc., General Electric Company and Medical Information Technology, Inc.; and
- Healthcare information technology decision support vendors such as The Advisory Board Company, Castlight Health, Inc., or Castlight Health, eviCore healthcare, HealthCatalyst, Inc., or HealthCatalyst, International Business Machines Corporation, or IBM, Inovalon Holdings, Inc., or Inovalon, and Truven Health Analytics, or Truven (acquired by IBM).

The principal competitive factors in our markets include product features, performance and support, product scalability and flexibility, ease of deployment and use, total cost of ownership and time to value. Some of our actual and potential competitors have advantages over us, such as longer operating histories, significantly greater financial, technical, marketing or other resources, stronger brand and business user recognition, larger intellectual property portfolios and broader global distribution and presence. Further, competitors may be able to offer products or functionality similar to ours at a more attractive price than we can by integrating or bundling their software products with their other product offerings. In addition, our industry is evolving rapidly and is becoming increasingly competitive. Larger and more established companies may focus on creating a learning system or solutions that could directly compete with one or more of our offerings. If companies move a greater proportion of their data and computational needs to the cloud, new competitors may emerge which offer services comparable to ours or that are better suited for cloud-based data, and the demand for one or more of our offerings may decrease. Smaller companies could also launch new products and services that we do not offer and that could gain market acceptance quickly.

In recent years, there have been significant acquisitions and consolidation by and among our actual and potential competitors. We anticipate this trend of consolidation will continue, which will present heightened competitive challenges to our business. In particular, consolidation in our industry increases the likelihood of our competitors offering bundled or integrated products, and we believe that it may increase the competitive pressures we face with respect to our solutions. If we are unable to differentiate one or more of our offerings from the integrated or bundled products of our competitors, such as by offering enhanced functionality, performance or value, we may see decreased demand for those solutions, which would adversely affect our business, results of operations, financial condition and cash flows. Further, it is possible that continued industry consolidation may impact our clients' and prospective clients' perceptions of the viability of smaller or even medium-sized software firms and, consequently, their willingness to use technology solutions from such firms. Similarly, if customers seek to concentrate their technology purchases in the product portfolios of a few large providers, we may be at a competitive disadvantage regardless of the performance and features of our offerings. We believe that in order to remain competitive at the large enterprise level, we will need to develop and expand relationships with resellers and large system integrators that provide a broad range of products and services. If we are unable to compete effectively, our business, results of operations, financial condition and cash flows could be materially and adversely affected.

The healthcare technology industry in which we operate is subject to rapidly changing technologies and trends, each of which could contribute to making our products obsolete.

The markets for cloud-based data platforms and internet-based business services such as NantHealth solutions and component systems infrastructure and platforms and their associated offerings, are in the early stages of development, but the market is competitive even at this stage, and we expect it to attract increased competition, which could make it hard for us to succeed. We currently face competition for one or more of our offerings from a range of companies, including EHR vendors such as Allscripts, Cerner, Epic, and GE Healthcare, and healthcare IT decision support vendors such as Castlight Health, IBM, Inovalon and Truven (acquired by IBM). In addition, large, well-financed health plans, with whom we cooperate and on whom we depend in order to obtain the pricing and claims data we need to deliver our offerings to customers have in some cases developed their own cost and quality estimation tools and provide these solutions to their customers at discounted prices or often for free. If enterprises do not perceive the benefits of our services, then the market for these services may not develop at all, or it may develop more slowly than we expect, either of which would materially adversely affect our operating results. In addition, as a new company in this unproven market, we have limited insight into trends that may develop and affect our business. We may make errors in predicting and reacting to relevant business trends, which could harm our business. If any of these risks occur, it could materially adversely affect our business, financial condition or results of operations.

Healthcare industry consolidation could impose pressure on our prices, reduce our potential client base and reduce demand for one or more of our offerings.

Many hospitals, imaging centers and third-party payers have consolidated to create larger healthcare enterprises with greater market and purchasing power. In addition, group purchasing organizations and managed care organizations could increase pressure on providers of healthcare related services to reduce prices. If this consolidation trend continues, it could reduce the size of our potential customer base and give the resulting enterprises greater bargaining or purchasing power, which may lead to erosion of the prices for our software or decreased margins for our offerings.

Our offerings may experience quality problems from time to time that can result in decreased sales, decreased operating margins and harm to our reputation.

We sell complex hardware and software products and services that may contain design and manufacturing defects. Sophisticated operating system software and applications, such as those sold by us, often contain "bugs" that can unexpectedly interfere with the software's intended operation. Our online services may from time to time experience outages, service slowdowns, or errors. Defects may also occur in components and products we purchase from third parties. There can be no assurance we will be able to detect and fix all defects in the hardware, software and services third parties sell to us. Failure to do so could result in lost revenue, significant warranty and other expenses and harm to our reputation.

Risks related to our connected care solutions, hardware and software

We rely on third-party manufacturers to manufacture our connected care devices, such as HBox, GlowPack and GlowCap. Any failure by a third-party manufacturer to produce supplies for us may delay or impair our ability to provide our connected care devices, which are an integral part of our learning ecosystem.

We rely upon third parties for the manufacture of our connected care devices and intend to continue to do so in the future. We currently do not have any material agreements with third-party manufacturers for our connected care devices. As demand for our products increase, we may seek to enter into long-term third-party manufacturing agreements. If our third-party manufacturers are unable to deliver sufficient quantities of products on a timely basis or we encounter difficulties in our relationships with these manufacturers, the manufacture and sale of our products may be disrupted, and our business, operating results and reputation could be adversely affected. If we are unable to arrange for third-party manufacturing sources, or unable to do so on commercially reasonable terms, we may not be able to deliver our products to clients in a timely manner, or at all.

Reliance on third-party manufacturers entails risks to which we would not be subject if we manufactured product candidates ourselves, including reliance on the third party to comply with applicable regulatory laws, the possibility of breach of the manufacturing agreement by the third party because of factors beyond our control and the possibility of termination or nonrenewal of the agreement by the third party, based on its own business priorities, at a time that is costly or damaging to us. In addition, the FDA and other regulatory authorities require that certain of our connected care devices be manufactured in compliance with Quality System Regulations, or QSR, and similar standards in foreign markets where we sell our products. Any failure by our third-party manufacturers to comply with QSR or failure to scale up manufacturing processes as needed, including any failure to deliver sufficient quantities of products in a timely manner, could have a material adverse effect on our business, financial condition, operating results and cash flows. In addition, such failure could be the basis for action by the FDA to withdraw approvals for product candidates previously granted to us and for other regulatory action.

Our solutions, including our connectivity care hardware and software may experience design or manufacturing defects from time to time that can result in reduced network effects to NantHealth solutions and component systems infrastructure and platforms which could materially and adversely affect our business.

We sell hardware and software solutions, including our connected care hardware and software, that could contain design or manufacturing defects in their materials, hardware, or software. These defects could include defective materials or components, or “bugs” that can unexpectedly interfere with the products’ intended operations or result in inaccurate data. Failure to detect, prevent, or fix defects could result in a variety of consequences, including returns of products, regulatory proceedings, product recalls, and litigation, which could harm our revenue and operating results. If our products fail to provide accurate measurements and data to users, then the network effects of our adaptive clinical learning system may be materially and adversely impacted.

Our solutions, including our connectivity connected care hardware and software could give rise to product liability claims and product recall events that could materially and adversely affect our financial condition and results of operations.

The development, manufacturing and sale of medical devices expose us to significant risk of product liability claims, product recalls and, occasionally, product failure claims. We face an inherent business risk of financial exposure to product liability claims if the use of our connected care devices, including our connectivity suite hardware and software results in personal injury or death. Substantial product liability litigation currently exists within the medical device industry. Some of our connected care devices may become subject to product liability claims and/or product recalls. Future product liability claims and/or product recall costs may exceed the limits of our insurance coverages or such insurance may not continue to be available to us on commercially reasonable terms, or at all. In addition, a significant product liability claim or product recall could significantly damage our reputation for producing safe, reliable and effective products, making it more difficult for us to market and sell our products in the future. Consequently, a product liability claim, product recall or other claim could have a material adverse effect on our business, financial condition, operating results and cash flows.

The sale of medical device products in the United States is subject to government regulations and we may not be able to obtain certain necessary clearances or approvals.

The design, manufacturing, labeling, distribution and marketing of medical devices in the United States are subject to extensive and rigorous regulation by the FDA. Unless an exemption applies, we or our collaborative partners must obtain prior clearance or approval from the FDA for medical devices we intend to commercialize, which can be expensive and uncertain and can cause lengthy delays before we can begin selling our products. We cannot be sure that:

- we or any collaborative partner will make timely filings with the FDA;
- the FDA will act favorably or quickly on these submissions;
- we or any collaborative partner will not be required to submit additional information;
- we or any collaborative partner will not be required to submit an application for premarket approval, rather than a 510(k) premarket notification submission as described below; or
- other significant difficulties and costs related to obtaining FDA clearance or approval will not be encountered.

The FDA may impose strict labeling or other requirements as a condition of its clearance or approval, any of which could limit our ability to market our products. Further, if we or our collaborative partners wish to modify a product after FDA clearance of a premarket notification or approval of a premarket approval application, including changes in indications or other modifications that could affect safety and efficacy, additional clearances or approvals will be required from the FDA. Any request by the FDA for additional data, or any requirement by the FDA that we or our collaborative partners conduct clinical studies or submit to the more rigorous and lengthier premarket approval process, could result in substantial expenses and significant delays in bringing our products to market. Similarly, any labeling or other conditions or restrictions imposed by the FDA on the marketing of our products could hinder our ability to effectively market our products. Any of the above actions by the FDA could delay or prevent altogether our ability to market and distribute our products. Further, there may be new FDA policies or changes in FDA policies that could be adverse to us.

Even if we obtain clearance or approval to sell medical device products, we are subject to ongoing requirements and inspections that could lead to the restriction, suspension or revocation of our clearance.

Ongoing compliance with applicable regulatory requirements will be strictly enforced in the United States through periodic inspections by state and federal agencies, including the FDA, and in international jurisdictions by comparable regulatory authorities. In the past, we have conducted investigations designed to determine whether we meet such regulatory requirements and have identified non-conformances and areas that need improvement. Though we strive to comply with such regulations, there can be no guarantee that the applicable regulators will find that we are in compliance with such regulations in the future. Failure to comply with these regulatory requirements could result in, among other things, warning letters, fines, injunctions, civil penalties, recall or seizure of products, total or partial suspension of production, failure to obtain premarket clearance or premarket approval for devices, withdrawal of approvals previously obtained, and criminal prosecution. The restriction, suspension or revocation of regulatory clearances and approvals or any other failure to comply with regulatory requirements would limit our ability to operate and could increase our costs.

Risks related to our relationships with other companies

Our ability to achieve profitability is dependent upon the success of NantOmics.

We currently secure all of our rights to our sequencing and molecular analysis solutions, including GPS Cancer, from NantOmics. The prospects for these offerings depend in part on the expertise and financial strength of NantOmics, which is controlled by Dr. Patrick Soon-Shiong, our Chairman and Chief Executive Officer. We rely on NantOmics to handle certain aspects of our sequencing and molecular analysis solutions, including GPS Cancer, including but not limited to:

- acquiring appropriate and cost-efficient supplies to produce our sequencing and molecular analysis solutions;
- delivering our sequencing and molecular analysis solutions in a timely manner to us;
- continuing to keep our sequencing and molecular analysis solutions up to date and on pace with current clinical and market developments;
- filing, prosecuting and maintaining patents that cover our sequencing and molecular analysis solutions;
- complying with CLIA regulations and maintaining a CLIA license and all other applicable state laboratory licenses, including through periodic inspections; and
- hiring qualified personnel experienced in completing highly complex laboratory tests.

We are responsible for various aspects of delivering our sequencing and molecular analysis solutions, including but not limited to communications with patients and providers such as providing interpretations of the GPS Cancer reports and resolving any disputes, ensuring customer satisfaction, billing and collections and patient and physician engagement. At June 30, 2017 and at December 31, 2016, we determined that other than temporary impairments in NantOmics of \$33.9 million and \$29.8 million, respectively, in the value of the investment in NantOmics had occurred, predominantly attributed to declines in the value of goodwill. The estimated decline in the fair value of NantOmics was primarily caused by a change in the risk profile of our financial projections for NantOmics resulting from the delay in our GPS revenue growth. If NantOmics is unable to successfully handle its aspects of our sequencing and molecular analysis solutions or we are unable to successfully handle our aspects of delivering our sequencing and molecular analysis solutions, our business will be adversely affected.

If we are unable to renew our agreement with NantOmics or locate a suitable replacement upon expiration of such agreement at comparable prices, our business would be materially and adversely affected.

Our second amended and restated exclusive reseller agreement with NantOmics, as amended, or the Reseller Agreement, expires on December 31, 2020, subject to three potential three-year renewal options if we complete specified projected GPS Cancer test thresholds. Although NantOmics generally does not have the right to terminate prior to that date, we may be unable to renew such agreement or execute a new arrangement at comparable favorable prices to provide us with molecular profiling tests. In addition, we may not be able to achieve our projected renewal thresholds. Furthermore, NantOmics currently has what we believe is the most comprehensive and clinically validated CAP- and CLIA-certified whole genome and quantitative proteomics laboratory. If we were unable to fulfill our delivery requirements for our sequencing and molecular analysis solutions to our clients, our business would be materially and adversely affected.

Additionally, through our agreement with NantOmics, we purchase our sequencing and molecular analysis solutions, including GPS Cancer, at a discount to market price. We also receive revenue from our sale of NantOmics' whole genome sequencing and proteomic analysis. If we are reimbursed at an amount equal to or less than a certain threshold, our GPS Cancer solution will not be profitable and our business will be materially and adversely affected. Since we expect that pricing pressure from government and third party payers, increasing competition from companies and others offering whole genome sequencing and reductions in the costs of providing whole genome sequencing as technologies mature, will combine to drive the price of whole genome sequencing down, we cannot guarantee that the price we are able to charge for our GPS Cancer solution will continue to yield a profit under the terms of the exclusive reseller agreement.

We rely on third-party computer hardware and software that may be difficult to replace or which could cause errors or failures of our service which could damage our reputation, harm our ability to attract and maintain clients and decrease our revenue.

We rely on computer hardware purchased or leased and software licensed from third parties in order to offer our service. These licenses are generally commercially available on varying terms, however it is possible that this hardware and software may not continue to be available on commercially reasonable terms, or at all. Any loss of the right to use any of this hardware or software could result in delays in providing NantHealth solutions (including Eviti, Navinet apps, Connected Care solutions, and GPS Cancer) until equivalent technology is either developed by us, or, if available, is identified, obtained and integrated, which could harm our business. Any errors or defects in third-party hardware or software could result in errors or a failure of our service which could damage our reputation, harm our ability to attract and maintain clients and decrease our revenue.

We are heavily dependent on our senior management, particularly Dr. Patrick Soon-Shiong, and a loss of a member of our senior management team in the future could harm our business.

If we lose members of our senior management, we may not be able to find appropriate replacements on a timely basis, and our business could be adversely affected. Our existing operations and continued future development depend to a significant extent upon the continued performance and active participation of certain key individuals, including Dr. Patrick Soon-Shiong, our Chairman, Chief Executive Officer and our principal stockholder. Although we expect Dr. Patrick Soon-Shiong will continue to devote on average at least 20 hours per week to our company, he will continue to primarily focus on NantKwest, Inc., or NantKwest, a publicly-traded, clinical-stage immunotherapy company, of which he is Chairman and Chief Executive Officer. Dr. Patrick Soon-Shiong will also devote time to other companies operating under NantWorks, a collection of multiple companies in the healthcare and technology space that Dr. Patrick Soon-Shiong founded in 2011. We do not believe Dr. Patrick Soon-Shiong has any material conflicting obligations as a result of his involvement with other companies. Additionally, we are dependent on commercial relationships with various other parties affiliated with NantWorks and with Dr. Patrick Soon-Shiong, including NantOmics, as described in Note 19 of the accompanying notes to the Consolidated and Financial Statements, and we may enter into additional relationships in the future. If Dr. Patrick Soon-Shiong was to cease his affiliation with us or with NantWorks, these entities may be unwilling to continue these relationships with us on commercially reasonable terms, or at all. The risks related to our dependence upon Dr. Patrick Soon-Shiong are particularly acute given his ownership percentage and role in our company. If we were to lose Dr. Patrick Soon-Shiong, we may not be able to find appropriate replacements on a timely basis and our financial condition and results of operations could be materially adversely affected. We have not entered into, nor do we intend to enter into, an employment agreement with Dr. Patrick Soon-Shiong.

We face significant competition for employees from other healthcare-related companies, which include both publicly-traded and privately-held companies, and we may not be able to hire new employees quickly enough to meet our needs. To induce valuable employees to remain at our company, in addition to salary and cash incentives, we have provided equity incentives that vest over time and, in some cases, upon the occurrence of certain events. The value to employees of these equity incentives that vest over time may be significantly affected by movements in our stock price that are beyond our control, and may at any time be insufficient to counteract more lucrative offers from other companies. Although we have employment agreements with certain of our key employees, these employment agreements provide for at-will employment, which means that any of our employees could leave our employment at any time, with or without notice. We do not maintain "key man" insurance policies on the lives of these individuals or the lives of any of our other employees.

If we and NantOmics are unable to support demand for our sequencing and molecular analysis solutions, including GPS Cancer, including ensuring that we have adequate capacity to meet increased demand, or we or NantOmics are unable to successfully manage the evolution of its molecular information platform, our business could suffer.

As our volume grows, we and NantOmics will need to increase capacity and improve processes to support growing demand. Our sequencing and molecular analysis solutions will need additional certified laboratory scientists and other scientific and technical personnel to process higher volumes of our molecular information products. Portions of our process are not automated and will require additional personnel to scale. We and NantOmics will also need to purchase additional equipment, some of which can take several months or more to procure, setup and validate, and will need to increase our software and computing capacity to meet increased demand. There is no assurance that any of these increases in scale, expansion of personnel, equipment, software and computing capacities, or process enhancements will be successfully implemented.

As additional products are commercialized, including molecular profiling solutions for additional disease indications, we and NantOmics will need to incorporate new equipment, implement new technology systems and laboratory processes, and hire new personnel with different qualifications. Failure to manage growth or a transition to new technologies or processes could result in turnaround time delays, higher product costs, declining product quality, deteriorating customer service, and slower responses to competitive challenges. A failure in any one of these areas could make it difficult for us to meet market expectations for our products, and could damage our reputation and the prospects for our business.

Risks related to our business generally

We have in the past and may in the future acquire other companies or technologies, which could divert our management's attention, result in dilution to our stockholders and otherwise disrupt our operations and adversely affect our operating results.

Part of our business model is the acquisition of technologies and businesses that promote our transformational vision for personalized healthcare. We have in the past and may in the future seek to acquire or invest in additional businesses, applications, services and/or technologies that we believe complement or expand our offerings, enhance our technical capabilities or otherwise offer growth opportunities. The pursuit of potential acquisitions may divert the attention of management and cause us to incur various expenses in identifying, investigating and pursuing suitable acquisitions, whether or not they are consummated.

For example, in January 2016 we acquired NaviNet to bolster our payer platform. Realizing the benefits of these acquisitions and any future acquisition depend upon the successful integration into our existing operations, and we may not be able to integrate the acquired personnel, operations and technologies successfully, or effectively manage the combined business following the acquisition. We also may not realize the anticipated benefits from any acquired business due to a number of factors, including:

- inability to integrate or benefit from acquired technologies or services in a profitable manner;
- unanticipated costs or liabilities associated with the acquisition;
- difficulty integrating the accounting systems, operations and personnel of the acquired business;
- difficulties and additional expenses associated with supporting legacy products and hosting infrastructure of the acquired business;
- difficulty converting the customers of the acquired business onto our platform and contract terms, including disparities in the revenue, licensing, support or professional services model of the acquired company;
- difficulty in cross-selling our existing solutions and offerings to the acquired business' customers;
- diversion of management's attention from other business concerns;
- adverse effects to our existing business relationships with business partners and customers as a result of the acquisition;
- the potential loss of key employees;
- use of resources that are needed in other parts of our business; and
- use of substantial portions of our available cash to consummate the acquisition.

In addition, a significant portion of the purchase price of companies we acquire may be allocated to acquired goodwill and other intangible assets, which must be assessed for impairment at least annually. As of December 31, 2017, the value of our goodwill and intangible assets, net of accumulated amortization was \$114.6 million and \$69.4 million, respectively. If our acquisitions do not yield expected returns, we have in the past, and may in the future, be required to take charges to our operating results based on this impairment assessment process, which could adversely affect our results of operations.

Acquisitions could also result in dilutive issuances of equity securities or the incurrence of debt, which could adversely affect our operating results. In addition, if an acquired business fails to meet our expectations, our operating results, business and financial position may suffer.

We cannot assure you that we will be successful in integrating certain assets of NaviNet or other businesses or technologies we may acquire. The failure to successfully integrate these businesses could have a material adverse effect on our business, financial condition, or results of operations.

Business disruptions could seriously harm our future revenue and financial condition and increase our costs and expenses.

Our operations, and those of our contractors and consultants, could be subject to earthquakes, power shortages, telecommunications failures, water shortages, floods, hurricanes, typhoons, fires, extreme weather conditions, medical epidemics, acts of terrorism, acts of war and other natural or man-made disasters or business interruptions, for which we are predominantly self-insured. Our corporate headquarters are in Culver City, California near major earthquake faults and fire zones. We attempt to mitigate these risks through various means including redundant infrastructure, disaster recovery plans, separate test systems and change control and system security measures, but our precautions will not protect against all potential problems. If our clients' access is interrupted because of problems in the operation of our facilities, we could be exposed to significant claims by clients or their patients, particularly if the access interruption is associated with problems in the timely delivery of funds due to clients or medical information relevant to patient care. The occurrence of any of these business disruptions could seriously harm our operations and financial condition and increase our costs and expenses.

As of the date of this Annual Report on Form 10-K, we serve our clients primarily from third-party data hosting facilities. We do not control the operation of these third-party facilities, and they are vulnerable to damage or interruption from earthquakes, floods, fires, power loss, telecommunications failures and similar events. They are also subject to break-ins, sabotage, intentional acts of vandalism and similar misconduct. Despite precautions taken at these facilities, the occurrence of a natural disaster or a crime, a decision to close the facilities without adequate notice or other unanticipated problems at these facilities could result in lengthy interruptions in our service. Even with the disaster recovery arrangements, our service could be interrupted.

We may, from time to time, transition our data hosting to new or alternative providers. In connection with these transitions, we will be moving, transferring or installing some of our equipment, data and software to and in other facilities. Despite precautions taken during this process, any unsuccessful transfers may impair the delivery of our one or more of our offerings. Further, any damage to, or failure of, our systems generally could result in interruptions in one or more of our offerings. Interruptions in our service may reduce our revenue, cause us to issue credits or pay penalties, may cause clients to terminate one or more of our offerings and may adversely affect our renewal rates and our ability to attract new clients. Our business may also be harmed if our clients and potential clients believe one or more of our offerings are unreliable.

If we fail to develop widespread brand awareness, our business may suffer.

We believe that developing and maintaining widespread awareness of our brand is critical to achieving widespread adoption of our offering and attracting new customers. Brand promotion activities may not generate customer awareness or increase revenue, and even if they do, any increase in revenue may not offset the expenses we incur in building our brand. If we fail to successfully promote and maintain our brand, or incur substantial expenses in doing so, we may fail to attract or retain customers necessary to realize a sufficient return on our brand-building efforts, or to achieve the widespread brand awareness that is critical for broad customer adoption of our offerings.

Our marketing efforts depend significantly on our ability to receive positive references from our existing customers.

Our marketing efforts depend significantly on our ability to call on our current customers to provide positive references to new, potential customers. Given our limited number of long-term customers, the loss or dissatisfaction of any customer could substantially harm our brand and reputation, inhibit the market adoption of our offerings and impair our ability to attract new customers and maintain existing customers. Any of these consequences could have a material adverse effect on our business, financial condition and results of operations.

If we become subject to product liability or other litigation, we may incur substantial liabilities and may be required to limit commercialization of our current and any future products.

We are from time to time subject to legal proceedings and claims that arise in the ordinary course of business, such as claims brought by our clients in connection with commercial disputes and employment claims made by our current or former employees. For example, two of our former employees filed a complaint against us alleging they were terminated in violation of Florida's Whistleblower Act, which was settled. Litigation, regardless of merit, may result in substantial costs and may divert management's attention and resources, which may harm our business.

Our services, some of which involve recommendations and advice to healthcare providers regarding complex business and operational processes, regulatory and compliance issues and patient treatment options, may give rise to liability claims by our members or by third parties who bring claims against us. In addition, third parties, including former employees, have in the past, and may in the future, file lawsuits alleging non-compliance with government regulations. Investigating and defending such claims, even if they lack merit, may require significant time and resources and could damage our reputation and harm our business.

In addition, our home healthcare services business, which includes a skilled nursing facility, employs healthcare providers in the home care setting. Healthcare providers in the home care setting increasingly are the subject of litigation, and we cannot assure you that we would not also be the subject of such litigation based on our offerings. In addition, the marketing, sale and use of our offering could lead to the filing of product liability claims were someone to allege that one or more of our offerings identified inaccurate or incomplete information regarding the genomic alterations of the tumor or malignancy analyzed, reported inaccurate or incomplete information concerning the available therapies for a certain type of cancer, or otherwise failed to perform as designed. We may also be subject to liability for errors in, a misunderstanding of, or inappropriate reliance upon, the information we provide in the ordinary course of our business activities. A product liability claim could result in substantial damages and be costly and time-consuming for us to defend.

We maintain product and other insurance, but this insurance may not fully protect us from the financial impact of defending against product liability or other claims. Any product liability or other claim brought against us, with or without merit, could increase our insurance rates or prevent us from securing insurance coverage in the future. Additionally, any product liability lawsuit could damage our reputation, or cause current clients to terminate existing agreements and potential clients to seek other vendors, any of which could impact our results of operations.

We are subject to changes in and interpretations of financial accounting matters that govern the measurement of our performance, one or more of which could adversely affect our business.

Based on our reading and interpretations of relevant guidance, principles or concepts issued by, among other authorities, the American Institute of Certified Public Accountants, the Financial Accounting Standards Board and the Securities and Exchange Commission, or SEC, we believe our current sales and licensing contract terms and business arrangements have been properly reported. However, this guidance involves interpretations, and there continue to be issued interpretations and guidance for applying the relevant standards to a wide range of sales and licensing contract terms and business arrangements that are prevalent in the software industry. For example, we must apply significant judgment to determine whether revenue should be recognized on a gross or net basis for our reseller arrangements, including revenue under our reseller agreement with NantOmics. Disagreement with the regulators as to our current interpretations and any future changes by the regulators of existing accounting standards or changes in our business practices could result in changes in our revenue recognition and/or other accounting policies and practices that could adversely affect our business.

Failure to manage our future growth effectively could increase our expenses, decrease our revenue and prevent us from implementing our business strategy.

We have been experiencing a period of growth. To manage our anticipated future growth effectively, we must continue to maintain and may need to enhance our information technology infrastructure, financial and accounting systems and controls and manage expanded operations in geographically-diverse locations. We also must attract, train and retain a significant number of qualified sales and marketing personnel, professional services personnel, software engineers, technical personnel and management personnel. Failure to manage our rapid growth effectively could lead us to over invest or under invest in technology and operations, could result in weaknesses in our infrastructure, systems or controls, could give rise to operational mistakes, losses, loss of productivity or business opportunities, and could result in loss of employees and reduced productivity of remaining employees. Our growth could require significant capital expenditures and may divert financial resources from other projects, such as the development of new services. If our management is unable to effectively manage our growth, our expenses may increase more than expected, our revenue could decline or may grow more slowly than expected, and we may be unable to implement our business strategy.

Our estimates of market opportunity and forecasts of market growth may prove to be inaccurate, and even if the market in which we compete achieves the forecasted growth, our business could fail to grow at similar rates, if at all.

Our market opportunity estimates and growth forecasts are subject to significant uncertainty and are based on assumptions and estimates that may not prove to be accurate. Our estimates and forecasts regarding the size and expected growth of the healthcare information technology and molecular analysis markets may prove to be inaccurate. Even if the markets in which we compete meet our size estimates and forecasted growth, our business could fail to grow at similar rates, if at all.

The industry-and market-related estimates we rely upon are based on various assumptions and may prove to be inaccurate.

Industry-and market-related estimates we rely upon, including, without limitation, estimates related to our market size and industry data, are subject to uncertainty and are based on assumptions which may not prove to be accurate. This may have negative consequences, such as us overestimating our potential market opportunity.

We are exposed to risks related to our international operations and failure to manage these risks may adversely affect our operating results and financial condition.

We are a global company with operations both inside and outside the United States. For example, we have foreign wholly owned subsidiaries, including NantHealth Singapore Pte Ltd., New NantHealth Canada, Inc. and Navinet Limited. As a result, a portion of our operations are conducted by and/or rely on entities outside the United States. We may therefore be denied access to our customers or suppliers as a result of economic, legislative, political and military conditions in such countries.

International operations are subject to a number of other inherent risks, and our future results could be adversely affected by a number of factors, including:

- requirements or preferences for domestic products or solutions, which could reduce demand for our products;
- differing existing or future regulatory and certification requirements;
- management communication and integration problems resulting from cultural and geographic dispersion;
- greater difficulty in collecting accounts receivable and longer collection periods;
- difficulties in enforcing contracts;
- difficulties and costs of staffing and managing non-U.S. operations;
- the uncertainty of protection for intellectual property rights in some countries;
- tariffs and trade barriers, export regulations and other regulatory and contractual limitations on our ability to sell our products;
- greater risk of a failure of foreign employees to comply with both U.S. and foreign laws, including export and antitrust regulations, the FCPA and any trade regulations ensuring fair trade practices;
- heightened risk of unfair or corrupt business practices in certain geographies and of improper or fraudulent sales arrangements that may impact financial results and result in restatements of, or irregularities in, financial statements;
- potentially adverse tax consequences, including multiple and possibly overlapping tax structures; and
- political and economic instability, political unrest and terrorism.

In addition, the expansion of our existing international operations and entry into additional international markets has required, and will continue to require, significant management attention and financial resources. These factors and other factors could harm our ability to gain future revenues and, consequently, materially impact our business, financial condition and results of operations.

The United Kingdom's vote to leave the European Union will have uncertain effects and could adversely affect us.

On June 23, 2016, a referendum was held on the UK's membership in the European Union, or the EU, the outcome of which was a vote in favor of leaving the EU, or the Brexit. Negotiations began in March 2017 to determine the future terms of the UK's relationship with the EU, including the terms of trade between the UK and the EU and the rest of the world. Article 50 of the Treaty of the European Union, or Article 50, allows a member state to decide to withdraw from the European Union in accordance with its own constitutional requirements. On February 1, 2017, the UK Parliament voted in favor of allowing the UK to start the process of leaving the European Union and authorized the filing an Article 50 notice to that end, which was delivered to the European Union in March 2017. Delivery of the Article 50 notice commenced a two-year period for the United Kingdom to exit from the European Union, although this period can be extended with the unanimous agreement of the European Council. Without any such extension (and assuming that the terms of withdrawal have not already been agreed), the United Kingdom's membership in the European Union would end automatically on the expiration of that two-year period. The effects of Brexit will depend on agreements the UK makes to retain access to EU markets either during a transitional period or more permanently. Brexit creates an uncertain political and economic environment in the UK and potentially across other EU member states for the foreseeable future, including during any period while the terms of Brexit are being negotiated and such uncertainties could impair or limit our ability to transact business in the member EU states. Further, Brexit could adversely affect European and worldwide economic or market conditions and could contribute to instability in global financial markets, and the value of the Pound Sterling currency or other currencies, including the Euro. We are exposed to the economic, market and fiscal conditions in the UK and the EU and to changes in any of these conditions. Depending on the terms reached regarding Brexit, it is possible that there may be adverse practical and/or operational implications on our business. A significant amount of the regulatory regime that applies to us in the UK is derived from EU directives and regulations. For so long as the UK remains a member of the EU, those sources of legislation will (unless otherwise repealed or amended) remain in effect. However, Brexit could change the legal and regulatory framework within the UK where we operate and is likely to lead to legal uncertainty and potentially divergent national laws and regulations as the UK determines which EU laws to replace or replicate. Consequently, no assurance can be given as to the impact of Brexit and, in particular, no assurance can be given that our operating results, financial condition and prospects would not be adversely impacted by the result.

Risks related to intellectual property

We may be unable to adequately protect, and we may incur significant costs in enforcing, our intellectual property and other proprietary rights.

Our success depends in part on our ability to enforce our intellectual property and other proprietary rights. We rely upon a combination of trademark, trade secret, copyright, patent and unfair competition laws, as well as license and access agreements and other contractual provisions, to protect our intellectual property and other proprietary rights. In addition, we attempt to protect our intellectual property and proprietary information by requiring certain of our employees and consultants to enter into confidentiality, noncompetition and assignment of inventions agreements. Any disclosure to or misappropriation by third parties of our confidential proprietary information could enable competitors to quickly duplicate or surpass our technological achievements, eroding our competitive position in the market. Moreover, we do not have any written contractual agreements with respect to any intellectual property and technology that relate to our business developed in the future by our Chairman and Chief Executive Officer, Dr. Patrick Soon-Shiong. In the event we are unable to protect our intellectual property and proprietary information, including in particular with respect to such property or information created by Dr. Patrick Soon-Shiong, our business would be adversely affected. In addition, our attempts to protect our intellectual property may be challenged by others or invalidated through administrative process or litigation.

We have developed, acquired, and licensed numerous patents and patent applications and we possess substantial know-how and trade secrets relating to the development and commercialization of healthcare technology products and services. In January 2016, we acquired NaviNet, a leading payer-provider collaboration platform. As part of this and other acquisitions, we acquired patents and other intellectual property. As of December 31, 2017, our patent portfolio consists of the following matters relating to our proprietary technology and inventions: (i) four issued U.S. patents, of which three are U.S. utility patents and one is a U.S. design patent; (ii) 13 pending U.S. patent applications; (iii) no issued patents outside the United States; and (iv) two patent applications pending in jurisdictions outside the United States. We believe we have intellectual property rights that are necessary to commercialize our healthcare technology products and services. However, our patent applications may not result in issued patents, and, even if issued, the patents may be challenged and invalidated. Moreover, our patents and patent applications may not be sufficiently broad to prevent others from practicing our technologies or developing competing products. We also face the risk that others may independently develop similar or alternative technologies or may design around our proprietary property.

If any patents are issued in the future, they may not provide us with any competitive advantages, or may be successfully challenged by third parties. Agreement terms that address non-competition are difficult to enforce in many jurisdictions and may not be enforceable in any particular case. To the extent that our intellectual property and other proprietary rights are not adequately protected, third parties might gain access to our proprietary information, develop and market products or services similar to ours, or use trademarks similar to ours, each of which could materially harm our business. Existing United States federal and state intellectual property laws offer only limited protection. Moreover, the laws of other countries in which we now, or may in the future, conduct operations or contract for services may afford little or no effective protection of our intellectual property. Further, our platforms incorporate open source software components that are licensed to us under various public domain licenses. While we believe we have complied with our obligations under the various applicable licenses for open source software that we use, there is little or no legal precedent governing the interpretation of many of the terms of certain of these licenses and therefore the potential impact of such terms on our business is somewhat unknown. The failure to adequately protect our intellectual property and other proprietary rights could materially harm our business.

The patent application process, also known as patent prosecution, is expensive and time consuming, and we and any current or future licensors and licensees may not be able to prepare, file and prosecute all necessary or desirable patent applications at a reasonable cost or in a timely manner. It is also possible that we or any current or future licensors or licensees, will fail to identify patentable aspects of inventions made in the course of development and commercialization activities before it is too late to obtain patent protection on them. Moreover, in some circumstances, we may not have the right to control the preparation, filing and prosecution of patent applications, or to maintain the patents, covering technology that we license from or license to third parties and are therefore reliant on our licensors or licensees. Therefore, these and any of our patents and applications may not be prosecuted and enforced in a manner consistent with the best interests of our business. Defects of form in the preparation or filing of our patents or patent applications may exist, or may arise in the future, for example, with respect to proper priority claims, inventorship, and the like, although we are unaware of any such defects that we believe are of material importance. If we or any current or future licensors or licensees, fail to establish, maintain or protect such patents and other intellectual property rights, such rights may be reduced or eliminated. If any current or future licensors or licensees are not fully cooperative or disagree with us as to the prosecution, maintenance or enforcement of any patent rights, such patent rights could be compromised. If there are material defects in the form, preparation or prosecution of our patents or patent applications, such patents or applications may be invalid and unenforceable. Any of these outcomes could impair our ability to prevent competition from third parties, which may have an adverse impact on our business.

The strength of patent rights involves complex legal and scientific questions and can be uncertain. This uncertainty includes changes to the patent laws through either legislative action to change statutory patent law or court action that may reinterpret existing law or rules in ways affecting the scope or validity of issued patents. The patent applications that we own or license may fail to result in issued patents in the United States or foreign countries with claims that cover our products or services. Even if patents do successfully issue from the patent applications that we own or license, third parties may challenge the validity, enforceability or scope of such patents, which may result in such patents being narrowed, invalidated or held unenforceable. Any successful challenge to our patents could deprive us of exclusive rights necessary for the successful commercialization of our products and services. Furthermore, even if they are unchallenged, our patents may not adequately protect our products and services, provide exclusivity for our products and services, or prevent others from designing around our claims. If the breadth or strength of protection provided by the patents we hold or pursue with respect to our products and services is challenged, it could dissuade companies from collaborating with us to develop, or threaten our ability to commercialize, our products and services.

Patents have a limited lifespan. In the United States, the natural expiration of a utility patent is generally 20 years after its effective filing date and the natural expiration of a design patent is generally 14 years after its issue date, unless the filing date occurred on or after May 13, 2015, in which case the natural expiration of a design patent is generally 15 years after its issue date. Various extensions may be available; however, the life of a patent, and the protection it affords, is limited. Without patent protection for our products and services, we may be open to competition. Further, if we encounter delays in our development efforts, the period of time during which we could market our products and services under patent protection would be reduced.

In addition to the protection afforded by patents, we also rely on trade secret protection to protect proprietary know-how that may not be patentable or that we elect not to patent, processes for which patents may be difficult to obtain or enforce, and any other elements of our products and services that involve proprietary know-how, information or technology that is not covered by patents. However, trade secrets can be difficult to protect. We cannot be certain that our trade secrets and other confidential proprietary information will not be disclosed despite having such confidentiality agreements. If the steps taken to maintain our trade secrets are deemed inadequate, we may have insufficient recourse against third parties for misappropriating any trade secrets. In addition, in some situations, any confidentiality agreement we may have with an employee, consultant, advisor, or others may conflict with, or be subject to, the rights of third parties with whom our employees, consultants, or advisors have previous employment or consulting relationships. To the extent that our employees, consultants, advisors, or contractors use any intellectual property owned by third parties in their work for us, disputes may arise as to the rights in any related or resulting know-how and inventions. Misappropriation or unauthorized disclosure of our trade secrets could significantly affect our competitive position and may have a material adverse effect on our business. Furthermore, trade secret protection does not prevent competitors from independently developing substantially equivalent information and techniques and we cannot guarantee that our competitors will not independently develop substantially equivalent information and techniques. The FDA, as part of its Transparency Initiative, is currently considering whether to make additional information of life science companies publicly available on a routine basis, including information that we may consider to be trade secrets or other proprietary information, and it is not clear at the present time how the FDA's disclosure policies may change in the future, if at all.

Obtaining and maintaining our patent protection depends on compliance with various procedural, documentary, fee payment and other requirements imposed by governmental patent agencies, and our patent protection could be reduced or eliminated for non-compliance with these requirements.

The United States Patent and Trademark Office, or USPTO, and various foreign governmental patent agencies require compliance with a number of procedural, documentary, fee payment and other similar provisions during the patent prosecution process. Periodic maintenance fees and various other governmental fees on any issued patent and/or pending patent applications are due to be paid to the USPTO and foreign patent agencies in several stages over the lifetime of a patent or patent application. We have systems in place to remind us to pay these fees, and we employ an outside firm and rely on our outside counsel to pay these fees. While an inadvertent lapse may sometimes be cured by payment of a late fee or by other means in accordance with the applicable rules, there are many situations in which noncompliance can result in abandonment or lapse of the patent or patent application, resulting in partial or complete loss of patent rights in the relevant jurisdiction. If we fail to maintain the patents and patent applications directed to our products and services, our competitors might be able to enter the market earlier than should otherwise have been the case, which would have a material adverse effect on our business.

Litigation or other proceedings or third-party claims of intellectual property infringement could require us to spend significant time and money and could prevent us from selling our products and services.

Our commercial success depends in part on our avoiding infringement of the patents and proprietary rights of third parties, for example, the intellectual property rights of competitors. Our research, development and commercialization activities may be subject to claims that we infringe or otherwise violate patents owned or controlled by third parties. Numerous U.S. and foreign issued patents and pending patent applications, which are owned by third parties, exist in the fields in which we are developing our products and services. As the healthcare technology industry expands and more patents are issued, the risk increases that our activities related to our products and services may give rise to claims of infringement of the patent rights of others. We cannot assure you that our products and services will not infringe existing or future patents. The coverage of patents is subject to interpretation by the courts, and the interpretation is not always uniform. We may not be aware of patents that have already issued that a third party, for example, a competitor in our market, might assert are infringed by our products and services. It is also possible that patents of which we are aware, but which we do not believe are relevant to our products and services, could nevertheless be found to be infringed by our product candidates. Nevertheless, we are not aware of any issued patents that we believe would prevent us from marketing our healthcare products and services. There may also be patent applications that have been filed but not published that, when issued as patents, could be asserted against us.

Third parties have asserted and may in the future assert that we are employing their proprietary technology without authorization. As we continue to commercialize our products and services in their current or updated forms, launch new products and services and enter new markets, we expect that competitors will claim that our products and services infringe their intellectual property rights as part of business strategies designed to impede our successful commercialization and entry into new markets. We occasionally receive letters from third parties inviting us to take licenses under, or alleging that we infringe, their patents or trademarks. Third parties may have obtained, and may in the future obtain, patents under which such third parties may claim that the use of our technologies constitutes patent infringement.

If we are sued for patent infringement, we would need to demonstrate that our products or services either do not infringe the patent claims of the relevant patent or that the patent claims are invalid or unenforceable, and we may not be able to do this. Proving that a patent is invalid and/or unenforceable is difficult. For example, in the United States, proving invalidity requires a showing of clear and convincing evidence to overcome the presumption of validity enjoyed by issued patents. We could incur substantial costs and divert the attention of our management and technical personnel in defending ourselves or our licensors against any of these claims. Defense of these claims, regardless of their merit, would cause us to incur substantial expenses and, would be a substantial diversion of employee resources from our business. Any adverse ruling or perception of an adverse ruling in defending ourselves against these claims could have a material adverse impact on our business. Furthermore, parties making claims against us may be able to obtain injunctive or other relief, which could block our ability to develop, commercialize, and sell products or services, and could result in the award of substantial damages against us, potentially including treble damages and attorneys' fees if we are found to have willfully infringed a patent. In the event of a successful claim of infringement or misappropriation against us, we may be required to pay damages and obtain one or more licenses from third parties, pay royalties to the third party, redesign any infringing product, or be prohibited from selling certain products or services, all of which could have a material adverse impact on our business. Redesigning any infringing products may be commercially impractical, not readily feasible, and/ or require substantial time and monetary expenditure. Further, we cannot predict whether any required license would be available at all or whether it would be available on commercially reasonable terms.

In addition, we may be unable to obtain these licenses at a reasonable cost, if at all. We could therefore incur substantial costs related to royalty payments for licenses obtained from third parties, which could negatively affect our gross margins. Even if we were able to obtain a license, it could be non-exclusive, thereby giving our competitors access to the same technologies licensed to us. Ultimately, we could be prevented from commercializing a product, or be forced to cease some aspect of our business operations, if, as a result of actual or threatened patent infringement claims, we are unable to enter into licenses on acceptable terms. Moreover, we could encounter delays in product or service introductions while we attempt to develop alternative products or services. Defense of any lawsuit or failure to obtain any of these licenses on favorable terms could prevent us from commercializing products and services, and the prohibition of sale of any of our products and services would materially affect our ability to grow and maintain profitability and have a material adverse impact on our business.

Defending ourselves in litigation is very expensive, particularly for a company of our size, and time-consuming. In addition to infringement claims against us, we may become a party to other patent litigation and other proceedings, including interference, derivation, or post-grant proceedings declared or granted by the USPTO and similar proceedings in foreign countries, regarding intellectual property rights with respect to our current or future products. The cost to us of any patent litigation or other proceeding, even if resolved in our favor, could be substantial. Some of our competitors may be able to sustain the costs of litigation or administrative proceedings more effectively than we can because of greater financial resources. Patent litigation and other proceedings may also absorb significant management time. Uncertainties resulting from the initiation and continuation of patent litigation or other proceedings could impair our ability to compete in the marketplace. The occurrence of any of the foregoing could have a material adverse effect on our business, financial condition, or results of operations.

We may become involved in lawsuits to protect or enforce our patents or other intellectual property, or the patents of our licensors, which could be expensive, time consuming and ultimately unsuccessful.

Competitors may infringe or misappropriate our patents, trademarks, copyrights or other intellectual property, including our existing patents or patents that may issue to us in the future, or the patents of our licensors to which we have a license. To counter infringement or unauthorized use, we may be required to file infringement or inventorship claims to stop third party infringement, unauthorized use, or to correct inventorship, which can be expensive and time consuming and divert the time and attention of our management and scientific personnel. Any claims that we assert against perceived infringers could provoke these parties to assert counterclaims against us alleging that we infringe their patents, in addition to counterclaims asserting that our patents are invalid or unenforceable, or both. These competitors may further challenge the scope, validity or enforceability of our licensors' patents, requiring our licensors to engage in complex, lengthy and costly litigation or other proceedings. In any patent infringement proceeding, there is a risk that a court will decide that a patent of ours or of our licensors' is invalid or unenforceable, in whole or in part, and that we do not have the right to stop the other party from using the invention at issue. There is also a risk that, even if the validity of such patents is upheld, the court will construe the patent's claims narrowly or decide that we do not have the right to stop the other party from using the invention at issue on the grounds that our patent claims do not cover the invention. An adverse outcome in a litigation or proceeding involving our patents could limit our ability to assert our patents against those parties or other competitors, and may curtail or preclude our ability to exclude third parties from making and selling similar or competitive products. Any of these occurrences could adversely affect our competitive business position, business prospects and financial condition. Similarly, if we assert trademark infringement claims, a court may determine that the marks we have asserted are invalid or unenforceable, or that the party against whom we have asserted trademark infringement has superior rights to the marks in question. In this case, we could ultimately be forced to cease use of such trademarks. An adverse determination of any litigation or other proceedings could put one or more of our patents at risk of being invalidated, held unenforceable or interpreted narrowly and could put our patent applications at risk of not issuing.

Interference, derivation or other proceedings, brought at the USPTO or any foreign patent authority may be necessary to determine the priority or patentability of inventions with respect to our patent applications or those of our collaborators. Litigation or USPTO proceedings brought by us may fail. An unfavorable outcome in any such proceeding could require us to cease using the related technology or to attempt to license rights to it from the prevailing party, or could cause us to lose valuable intellectual property rights. Our business could be harmed if the prevailing party does not offer us a license on commercially reasonable terms, if any license is offered at all. Even if we are successful, domestic or foreign litigation, or USPTO or foreign patent office proceedings may result in substantial costs and distraction to our management. We may not be able, alone or with collaborators, to prevent misappropriation of our trade secrets, confidential information or proprietary rights, particularly in countries where the laws may not protect such rights as fully as in the United States.

Even if we establish infringement, the court may decide not to grant an injunction against further infringing activity and instead award only monetary damages, which may or may not be an adequate remedy. Furthermore, because of the substantial amount of discovery required in connection with intellectual property litigation, there is a risk that some of our confidential information could be compromised by disclosure during litigation. There could also be public announcements of the results of hearings, motions or other interim proceedings or developments. If securities analysts or investors perceive these results to be negative, it could have a material adverse effect on the price of shares of our common stock. Moreover, there can be no assurance that we will have sufficient financial or other resources to file and pursue such infringement claims, which typically last for years before they are concluded. Even if we ultimately prevail in such claims, the monetary cost of such litigation and the diversion of the attention of our management and scientific personnel could outweigh any benefit we receive as a result of the proceedings.

Enforcing our intellectual property rights through litigation is very expensive, particularly for a company of our size, and time-consuming. Some of our competitors may be able to sustain the costs of litigation or administrative proceedings more effectively than we can because of greater financial resources. Patent litigation and other proceedings may also absorb significant management time. Uncertainties resulting from the initiation and continuation of patent litigation or other proceedings could impair our ability to compete in the marketplace. The occurrence of any of the foregoing could have a material adverse effect on our business, financial condition, or results of operations.

Furthermore, because of the substantial amount of discovery required in connection with intellectual property litigation or administrative proceedings, there is a risk that some of our confidential information could be comprised by disclosure. In addition, during the course of litigation or administrative proceedings, there could be public announcements of the results of hearings, motions, or other interim proceedings or developments or public access to related documents. If investors perceive these results to be negative, the market price for our common stock could be significantly harmed.

We may not be able to protect our intellectual property rights throughout the world.

Third parties may attempt to commercialize competitive products or services in foreign countries where we do not have any patents or patent applications where legal recourse may be limited. This may have a significant commercial impact on our foreign business operations.

Filing, prosecuting and defending patents on our products and services in all countries throughout the world would be prohibitively expensive, and our intellectual property rights in some countries outside the United States can be less extensive than those in the United States. The requirements for patentability may differ in certain countries, particularly developing countries. For example, Europe has a heightened requirement for patentability of software inventions. Thus, even in countries where we do pursue patent protection, there can be no assurance that any patents will issue with claims that cover our products. In addition, the laws of some foreign countries do not protect intellectual property rights to the same extent as laws in the United States and in some cases may even force us to grant a compulsory license to competitors or other third parties. Consequently, we may not be able to prevent third parties from practicing our inventions in all countries outside the United States or from selling or importing products concerning our healthcare technology into the United States or other jurisdictions. Competitors may use our technologies in jurisdictions where we have not obtained patent protection to develop their own products and services and further, may export otherwise infringing products and services to territories where we have patent protection, but enforcement on infringing activities is inadequate. These products or services may compete with ours, and our patents or other intellectual property rights may not be effective or sufficient to prevent them from competing.

Many companies have encountered significant problems in protecting and defending intellectual property rights in foreign jurisdictions. The legal systems of certain countries, particularly certain developing countries, do not favor the enforcement of patents and other intellectual property protection, which could make it difficult for us to stop the infringement of our patents or marketing of competing products in violation of our proprietary rights generally. Proceedings to enforce our patent rights in foreign jurisdictions could result in substantial costs and divert our efforts and attention from other aspects of our business, could put our patents at risk of being invalidated or interpreted narrowly and our patent applications at risk of not issuing, and could provoke third parties to assert claims against us. We may not prevail in any lawsuits that we initiate and the damages or other remedies awarded, if any, may not be commercially meaningful. In addition, certain countries in Europe and certain developing countries, including India and China, have compulsory licensing laws under which a patent owner may be compelled to grant licenses to third parties. In those countries, we may have limited remedies if our patents are infringed or if we are compelled to grant a license to our patents to a third party, which could materially diminish the value of those patents. This could limit our potential revenue opportunities. Accordingly, our efforts to enforce our intellectual property rights around the world may be inadequate to obtain a significant commercial advantage from the intellectual property that we own or license. Finally, our ability to protect and enforce our intellectual property rights may be adversely affected by unforeseen changes in foreign intellectual property laws.

Developments in U.S. patent law could have a negative impact on our business.

As is the case with other healthcare technology companies, our success is in part dependent on intellectual property, particularly on obtaining and enforcing patents. Obtaining and enforcing patents in the healthcare technology industry involves both technological and legal complexity, and therefore, is costly, time consuming, and inherently uncertain. In addition, the United States has recently enacted and has now implemented wide-ranging patent reform legislation. Further, recent United States Supreme Court rulings have either narrowed the scope of patent protection available in certain circumstances or weakened the rights of patent owners in certain situations. In addition to increasing uncertainty with regard to our ability to obtain patents in the future, this combination of events has created uncertainty with respect to the value of patents once obtained. Changes in U.S. patent law could diminish the value of patents in general, thereby impairing our ability to protect our products and services.

For our United States patent applications containing a claim not entitled to priority before March 16, 2013, there is a greater level of uncertainty in the patent law. In September 2011, the Leahy-Smith America Invents Act, or the America Invents Act, or AIA, was signed into law. The AIA includes a number of significant changes to United States patent law, including provisions that affect the way patent applications will be prosecuted and enforced in any patent litigation. The USPTO developed regulations and procedures to govern administration of the AIA, and many of the substantive changes to patent law associated with the AIA. It is not clear what other, if any, impact the AIA will have on the operation of our business. Moreover, the AIA and its implementation could increase the uncertainties and costs surrounding the prosecution of our patent applications and the enforcement or defense of our issued patents, all of which could have a material adverse effect on our business and financial condition.

An important change introduced by the AIA is that, as of March 16, 2013, the United States transitioned to a “first-to-file” system for deciding which party should be granted a patent when two or more patent applications are filed by different parties claiming the same invention. A third party that files a patent application in the USPTO on or after March 16, 2013 before us could therefore be awarded a patent covering an invention of ours even if we were the first to conceive of the invention. This will require us to be cognizant going forward of the time from invention to filing of a patent application. Furthermore, our ability to obtain and maintain valid and enforceable patents depends on whether the differences between our technology and the prior art allow our technology to be patentable over the prior art. Because patent applications in the United States and most other countries are confidential for a period of time after filing, we cannot be certain that we were the first to either file any patent application related to our products or services, or invent any of the inventions claimed in our patents or patent applications.

Among some of the other changes introduced by the AIA are changes that limit where a patentee may file a patent infringement suit and provide opportunities for third parties to challenge any issued patent in the USPTO. This applies to all of our United States patents, even those issued before March 16, 2013. Because of a lower evidentiary standard in USPTO proceedings necessary to invalidate a patent claim compared to the evidentiary standard in United States federal court, a third party could potentially provide evidence in a USPTO proceeding sufficient for the USPTO to hold a claim invalid even though the same evidence may be insufficient to invalidate the claim if first presented in a district court action.

Two cases, one involving diagnostic method claims and the other involving “gene patents” were decided by the Supreme Court. On March 20, 2012, the Supreme Court issued a decision in *Mayo Collaborative v. Prometheus Laboratories*, or Prometheus, a case involving patent claims directed to optimizing the amount of drug administered to a specific patient. According to that decision, Prometheus’ claims failed to incorporate sufficient inventive content above and beyond mere underlying natural correlations to allow the claimed processes to qualify as patent-eligible processes that apply natural laws. On June 13, 2013, the Supreme Court subsequently decided *Association for Molecular Pathology v. Myriad Genetics*, or Myriad, a case brought by multiple plaintiffs challenging the validity of patent claims held by Myriad Genetics, Inc. relating to the breast cancer susceptibility genes BRCA1 and BRCA2, holding that isolated genomic DNA that exists in nature, such as the DNA constituting the BRCA1 and BRCA2 genes, is not patentable subject matter, but that cDNA, which is an artificial construct created from RNA transcripts of genes, may be patent eligible.

On July 3, 2012, the USPTO issued a memorandum to patent examiners providing interim guidelines for examining process claims for patent eligibility in view of the Supreme Court decision in Prometheus. The guidance indicates that claims directed to a law of nature, a natural phenomenon, or an abstract idea that do not meet the eligibility requirements should be rejected as non-statutory subject matter.

Furthermore, a case involving financial software was even more recently decided by the Supreme Court. On June 19, 2014, the Supreme Court issued a decision in *Alice Corp. Pty. Ltd. v. CLS Bank Int'l*, or Alice, a case involving patent claims directed to methods of exchanging obligations as between parties so as to mitigate settlement risk in financial transactions, computer systems configured to carry out the method, and computer-readable media containing program code for performing the method. In Alice, the Court applied the analytic framework from Prometheus and extended its application to all types of claims. According to that decision, Alice Corp.’s claims failed to incorporate sufficient inventive content above and beyond the mere idea of intermediated transaction to allow the claimed processes to qualify as patent-eligible processes that apply the idea in a particular way to solve a problem.

On December 16, 2014, the USPTO issued interim guidelines for examining claims for patent eligibility in view of the Supreme Court decision in Alice. The guidance indicates that claims reciting an abstract idea that do not include significantly more than the idea itself should be rejected as non-statutory subject matter. We cannot assure you that our efforts to seek patent protection for our technology, products, and services will not be negatively impacted by the decision in Alice, rulings in other cases, or changes in guidance or procedures issued by the USPTO. Since then, the USPTO has issued several memoranda on the topic of patent eligible subject matter, including those dated May 4, 2016, May 19, 2016, July 14, 2016, November 2, 2016, and December 5, 2017.

More specifically, we cannot fully predict what impact the Supreme Court’s decisions in Prometheus, Myriad and Alice may have on the ability of healthcare technology companies or other entities to obtain or enforce patents relating to genomic discoveries, diagnostic products and services or computer-implemented inventions in the future. Despite the USPTO’s guidance described above, these contours of when certain claims allegedly directed to laws of nature, natural phenomenon or abstract ideas meet the patent eligibility requirements are not clear and may take many years to develop via interpretation in the courts.

There are many patents claiming diagnostic methods based on similar or related correlations that issued before Prometheus, and although some of these patents may be invalid under the standard set forth in Prometheus, until successfully challenged, these patents are presumed valid and enforceable, and certain third parties could allege that we infringe, or request that we obtain a license to, these patents. Whether based on patents issued prior to or after Prometheus, we could have to defend ourselves against claims of patent infringement, or choose to license rights, if available, under patents claiming such methods. Similarly, there are many patents claiming software and/or business methods that include an abstract idea that issued before Alice, and although some of these patents may be invalid under the standard set forth in Prometheus and Alice, until successfully challenged, these patents are presumed valid and enforceable, and certain third parties could allege that we infringe, or request that we obtain a license to, these patents. Whether based on patents issued prior to or after Alice, we could have to defend ourselves against claims of patent infringement, or choose to license rights, if available, under patents claiming such software or business methods. In any of the foregoing or in other situations involving third-party intellectual property rights, if we are unsuccessful in defending against claims of patent infringement, we could be forced to pay damages or be subjected to an injunction that would prevent us from utilizing the patented subject matter in question if we are unable to obtain a license on reasonable terms. Such outcomes could materially affect our ability to offer our products and have a material adverse impact on our business. Even if we are able to obtain a license or successfully defend against claims of patent infringement, the cost and distraction associated with the defense or settlement of these claims could have a material adverse impact on our business. Moreover, one or more of our pending United States patent applications may be rejected based on the changes in the law and the standards set forth in Prometheus, Myriad, Alice, or other cases. Our ability to secure United States patent rights could be impaired if we cannot overcome such rejections, which could have a material adverse impact on our business. In addition, one or more of our issued United States patents could be challenged on the basis of the law and the standards set forth in Prometheus, Myriad, Alice, or other cases, which could have a material adverse impact on our business. Further, on July 30, 2015, in response to the public comment on the Interim Eligibility Guidance, the USPTO issued an update pertaining to the Interim Eligibility Guidance. The Updated Eligibility Guidance includes additional examples from the case law and is intended to assist examiners in applying the Interim Eligibility Guidance during the patent examination process.

We fail to comply with our obligation in any of the agreements under which we license intellectual property rights from third parties or otherwise experience disruptions to our business relationships with our licensors, we could lose license rights that are important to our business.

Licensing of intellectual property rights is important to our business and involves complex legal, business and scientific issues.

Disputes may arise between us and our licensors regarding intellectual property rights subject to a license agreement, including:

- the scope of rights granted under the license agreement and other interpretation-related issues;
- our right to sublicense intellectual property rights to third parties under collaborative development relationships; and
- our diligence obligations with respect to the use of the licensed technology in relation to our development and commercialization of our product candidates, and what activities satisfy those diligence obligations.

While we would expect to exercise all rights and remedies available to us, including seeking to cure any breach by us, and otherwise seek to preserve our rights under the patents licensed to us, we may not be able to do so in a timely manner, at an acceptable cost or at all. Generally, the loss of any one of our current licenses, or any other license we may acquire in the future, could materially harm our business, prospects, financial condition and results of operations.

Confidentiality agreements with employees and others may not adequately prevent disclosure of our trade secrets and other proprietary information and may not adequately protect our intellectual property, which could limit our ability to compete.

Because we operate in the highly technical field of research and development, we rely in part on trade secret protection in order to protect our proprietary trade secrets and unpatented know-how. However, trade secrets are difficult to protect, and we cannot be certain that others will not develop the same or similar technologies on their own. Enforcing a claim that a party illegally obtained and is using our trade secrets or know-how is difficult, expensive and time consuming, and the outcome is unpredictable. In addition, courts outside the United States may be less willing to protect trade secrets or know-how. The failure to obtain or maintain trade secret protection could adversely affect our competitive position.

We may be subject to claims that our employees, consultants or independent contractors have wrongfully used or disclosed confidential information of third parties.

We have received confidential and proprietary information from third parties. In addition, we employ individuals who were previously employed at other healthcare companies. We may be subject to claims that we or our employees, consultants or independent contractors have inadvertently or otherwise improperly used or disclosed confidential information of these third parties or our employees' former employers. Further, we may be subject to ownership disputes in the future arising, for example, from conflicting obligations of consultants or others who are involved in developing our products and services. We may also be subject to claims that former employees, consultants, independent contractors or other third parties have an ownership interest in our patents or other intellectual property. Litigation may be necessary to defend against these and other claims challenging our right to and use of confidential and proprietary information. If we fail in defending any such claims, in addition to paying monetary damages, we may lose our rights therein. Such an outcome could have a material adverse effect on our business. Even if we are successful in defending against these claims, litigation could result in substantial cost and be a distraction to our management and employees.

We rely in part on trademarks to distinguish our products and services from those of other entities. Trademarks may be opposed or cancelled and we may be involved in lawsuits or other proceedings to protect or enforce our trademarks.

We rely on trademarks, in the United States and in certain foreign jurisdictions, to distinguish our products and services in the minds of our customers and our business partners from those of other entities. Third parties may challenge our pending trademark applications through opposition proceedings in the United States, or comparable proceedings in foreign jurisdictions, in which they seek to prevent registration of a mark. Our registered trademarks may be subject to cancellation proceedings in the United States, or comparable proceedings in foreign jurisdictions, in which a third party seeks to cancel an existing registration. To enforce our trademark rights, we may be involved in lawsuits or other proceedings which could be expensive, time-consuming and uncertain.

Our corporate name, NantHealth, and the names of our products and services have not been trademarked in each market where we operate and plan to operate. Our trademark applications for our corporate name or the name of our products and services may not be allowed for registration, and our registered trademarks may not be maintained or enforced. During trademark registration proceedings, we may receive rejections, which we may be unable to overcome in our responses. If we do not secure registrations for our trademarks, we may encounter more difficulty in enforcing them against third parties than we otherwise would.

Risks related to reimbursement and government regulation

If we fail to comply with applicable health information privacy and security laws and other state and federal privacy and security laws, we may be subject to significant liabilities, reputational harm and other negative consequences, including decreasing the willingness of current and potential customers to work with us.

We are subject to data privacy and security regulation by both the federal government and the states in which we conduct our business. HIPAA established uniform federal standards for certain “covered entities,” which include certain healthcare providers, healthcare clearinghouses, and health plans, governing the conduct of specified electronic healthcare transactions and protecting the security and privacy of protected health information, or PHI. The Health Information Technology for Economic and Clinical Health Act, or HITECH Act, which became effective on February 17, 2010, makes HIPAA’s security standards directly applicable to “business associates,” which are independent contractors or agents of covered entities that create, receive, maintain, or transmit PHI in connection with providing a service for or on behalf of a covered entity. The HITECH Act also increased the civil and criminal penalties that may be imposed against covered entities, business associates and certain other persons, and gave state attorneys general new authority to file civil actions for damages or injunctions in federal courts to enforce HIPAA’s requirements and seek attorney’s fees and costs associated with pursuing federal civil actions.

A portion of the data that we obtain and handle for or on behalf of our clients is considered PHI, subject to HIPAA. We are also required to maintain similar business associate agreements with our subcontractors that have access to PHI of our customers in rendering services to us or on our behalf. Under HIPAA and our contractual agreements with our HIPAA-covered entity health plan customers, we are considered a “business associate” to those customers, and are required to maintain the privacy and security of PHI in accordance with HIPAA and the terms of our business associate agreements with our clients, including by implementing HIPAA-required administrative, technical and physical safeguards. We have incurred, and will continue to incur, significant costs to establish and maintain these safeguards and, if additional safeguards are required to comply with HIPAA regulations or our clients’ requirements, our costs could increase further, which would negatively affect our operating results. Furthermore, we cannot guarantee that such safeguards have been and will continue to be adequate. If we have failed, or fail in the future, to maintain adequate safeguards, or we or our agents or subcontractors use or disclose PHI in a manner prohibited or not permitted by HIPAA, our subcontractor business associate agreements, or our business associate agreements with our customers, or if the privacy or security of PHI that we obtain and handle is otherwise compromised, we could be subject to significant liabilities and consequences, including, without limitation:

- breach of our contractual obligations to clients, which may cause our clients to terminate their relationship with us and may result in potentially significant financial obligations to our clients;
- investigation by the federal and state regulatory authorities empowered to enforce HIPAA and other data privacy and security laws, which include the U.S. Department of Health and Human Services, or HHS, the Federal Trade Commission and state attorneys general, and the possible imposition of civil and criminal penalties;
- private litigation by individuals adversely affected by any misuse of their personal health information for which we are responsible; and
- negative publicity, which may decrease the willingness of current and potential future customers to work with us and negatively affect our sales and operating results.

Further, we publish statements to end users of our services that describe how we handle and protect personal information. If federal or state regulatory authorities or private litigants consider any portion of these statements to be untrue, we may be subject to claims of deceptive practices, which could lead to significant liabilities and consequences, including, without limitation, damage to our reputation and costs of responding to investigations, defending against litigation, settling claims and complying with regulatory or court orders.

Federal or state governmental authorities may impose additional data security standards or additional privacy or other restrictions on the collection, use, maintenance, transmission and other disclosures of health information. Legislation has been proposed at various times at both the federal and the state level that would limit, forbid or regulate the use or transmission of medical information outside of the United States. Such legislation, if adopted, may render our use of off-shore partners for work related to such data impracticable or substantially more expensive. Alternative processing of such information within the United States may involve substantial delay in implementation and increased cost.

If we fail to comply with federal and state healthcare laws and regulations, including those governing submissions of false or fraudulent claims to government healthcare programs and financial relationships among healthcare providers, we may be subject to civil and criminal penalties or loss of eligibility to participate in government healthcare programs.

We are subject to certain federal and state laws and regulations designed to protect patients, governmental healthcare programs, and private health plans from fraudulent and abusive activities. These laws include anti-kickback restrictions and laws prohibiting the submission of false or fraudulent claims. These laws are complex and their application to our specific products, services and relationships may not be clear and may be applied to our business in ways that we do not anticipate. Federal and state regulatory and law enforcement authorities have recently increased enforcement activities with respect to Medicare and Medicaid fraud and abuse regulations and other reimbursement laws and rules. From time to time in the future, we may receive inquiries or subpoenas to produce documents in connection with such activities. We could be required to expend significant time and resources to comply with these requests, and the attention of our management team could be diverted to these efforts. Furthermore, third parties have in the past alleged, and may in the future allege that we have sought federal funding in a manner that may violate federal or state law. Though we dispute such allegations, if we are found to be in violation of any federal or state fraud and abuse laws, we could be subject to civil and criminal penalties, and we could be excluded from participating in federal and state healthcare programs such as Medicare and Medicaid. The occurrence of any of these events could significantly harm our business and financial condition.

Provisions in Title XI of the Social Security Act, commonly referred to as the federal Anti-Kickback Statute, prohibit the knowing and willful offer, payment, solicitation or receipt of remuneration, directly or indirectly, in cash or in kind, in return for or to reward the referral of patients or arranging for the referral of patients, or in return for the recommendation, arrangement, purchase, lease or order of items or services that are covered, in whole or in part, by a federal healthcare program such as Medicare or Medicaid. The definition of “remuneration” has been broadly interpreted to include anything of value such as gifts, discounts, rebates, waiver of payments or providing anything at less than its fair market value. Many states have adopted similar prohibitions against kickbacks and other practices that are intended to induce referrals which are applicable to all patients regardless of whether the patient is covered under a governmental health program or private health plan. We attempt to scrutinize our business relationships and activities to comply with the federal Anti-Kickback Statute and similar laws and we attempt to structure our sales and group purchasing arrangements in a manner that is consistent with the requirements of applicable safe harbors to these laws. We cannot assure you, however, that our arrangements will be protected by such safe harbors or that such increased enforcement activities will not directly or indirectly have an adverse effect on our business, financial condition or results of operations. Any determination by a state or federal agency that any of our activities or those of our vendors or customers violate any of these laws could subject us to civil or criminal penalties, monetary fines, disgorgement, individual imprisonment, contractual damages, reputational harm, diminished profits and future earnings and curtailment of our operations, could require us to change or terminate some portions of operations or business, could disqualify us from providing services to healthcare providers doing business with government programs and, thus, could have an adverse effect on our business.

Our business is also subject to numerous federal and state laws, including without limitation the civil False Claims Act, that forbid the knowing submission or “causing the submission” of false or fraudulent information or the failure to disclose information in connection with the submission and payment of claims for reimbursement to Medicare, Medicaid, federal healthcare programs or private health plans. Analogous state laws and regulations may apply to our arrangements and claims involving healthcare items or services reimbursed by non-governmental third-party payers. Additionally, HIPAA also imposes criminal and civil liability for, among other things, executing a scheme to defraud any healthcare benefit program or making false statements relating to healthcare matters.

These laws and regulations may change rapidly, and it is frequently unclear how they apply to our business. Errors created by our products or consulting services that relate to entry, formatting, preparation or transmission of claim or cost report information may be determined or alleged to be in violation of these laws and regulations. Any failure of our products or services to comply with these laws and regulations could result in substantial civil or criminal liability, monetary fines, disgorgement, individual imprisonment, contractual damages, reputational harm, diminished profits and future earnings and curtailment of our operations, could adversely affect demand for our one or more of our offerings, could invalidate all or portions of some of our customer contracts, could require us to change or terminate some portions of our business, could require us to refund portions of our services fees, could cause us to be disqualified from serving clients doing business with government payers and could have an adverse effect on our business.

Our activities are also subject to state and federal self-referral laws, including the federal Physician Self-referral Law, commonly known as the Stark Law, which prohibits physicians from referring Medicare or Medicaid patients to providers of “designated health services” with whom the physician or a member of the physician’s immediate family has an ownership interest or compensation arrangement, unless a statutory or regulatory exception applies, and similar state equivalents that may apply regardless of payer. In addition, our activities may also implicate state laboratory licensure laws, as well as the corporate practice of medicine prohibition in certain states that maintain such laws or regulations. Our failure to abide by these state and federal laws could result in substantial fines and penalties.

If commercial third-party payers or government payers fail to provide coverage or adequate reimbursement, or if there is a decrease in the amount of reimbursement for our sequencing and molecular analysis solutions, including GPS Cancer, or future products we develop, if any, our revenue and prospects for profitability would be harmed.

In both domestic and foreign markets, sales of our sequencing and molecular analysis solutions, including GPS Cancer, and other products and services we develop will depend, in large part, upon the availability of reimbursement from third-party payers. These third-party payers include government healthcare programs such as Medicare, managed care providers, private health insurers, and other organizations. In particular, we believe that obtaining a positive national coverage decision and favorable reimbursement rate from the Centers for Medicare and Medicaid Services, or CMS, for our sequencing and molecular analysis solutions, including GPS Cancer, will be a necessary element in achieving material commercial success. Physicians and patients may not order our sequencing and molecular analysis solutions unless commercial third-party payers and government payers pay for all, or a substantial portion, of the list price, and certain commercial third-party payers may not agree to reimburse our sequencing and molecular analysis solutions if CMS does not issue a positive coverage decision.

There is currently no national coverage decision that determines whether and how our sequencing and molecular analysis solutions, including GPS Cancer, are covered by Medicare. In the absence of a national coverage decision, local Medicare contractors, or MACs, that administer the Medicare program in various regions have some discretion in determining local coverage and therefore payment for tests. We do not currently receive any payment for our sequencing and molecular analysis solutions provided to patients covered by Medicare. If CMS or an applicable MAC does not issue a coverage decision with respect to our sequencing and molecular analysis solutions, or if CMS or an applicable MAC withdraws its coverage policies after reimbursement is obtained, reviews and adjusts the rate of reimbursement, or stops paying for our sequencing and molecular analysis solutions altogether, our revenue and results of operations would be adversely affected.

Commercial third-party payers and government payers are increasingly attempting to contain healthcare costs by demanding price discounts or rebates and limiting both coverage on which diagnostic products they will pay for and the amounts that they will pay for new molecular diagnostic products. Because of these cost-containment trends, commercial third-party payers and government payers that currently provide reimbursement for, or in the future cover, our sequencing and molecular analysis solutions, including GPS Cancer, may reduce, suspend, revoke, or discontinue payments or coverage at any time. Further, a payer's decision to provide coverage for a product or service does not imply that an adequate reimbursement rate will be approved. Additionally, one payer's determination to provide coverage does not assure that other payers will also provide coverage. Adequate third party reimbursement may not be available to enable us to maintain price levels sufficient to realize an appropriate return on our investment.

As a result, there is significant uncertainty surrounding whether the use of products that incorporate new technology, such as our sequencing and molecular analysis solutions, including GPS Cancer, will be eligible for coverage by commercial third-party payers and government payers or, if eligible for coverage, what the reimbursement rates will be for those products. The fact that a diagnostic product has been approved for reimbursement in the past, for any particular indication or in any particular jurisdiction, does not guarantee that such a diagnostic product will remain approved for reimbursement or that similar or additional diagnostic products will be approved in the future. Reimbursement of NGS-based cancer products by commercial third-party payers and government payers may depend on a number of factors, including a payer's determination that products enabled by our molecular profiling solution are:

- not experimental or investigational;
- medically necessary;
- appropriate for the specific patient;
- cost-effective;
- supported by peer-reviewed publications;
- included in clinical practice guidelines; and
- supported by clinical utility studies.

As a result, our efforts to receive reimbursement on behalf of patients will take a substantial amount of time and may require the development of clinical data to demonstrate the clinical utility of our products and improve patient outcomes, or commercial third-party payers and government payers may never cover or provide adequate payment for our sequencing and molecular analysis solutions, including GPS Cancer, or future molecular profiling tools we license or develop. Our strategy to achieve broad reimbursement coverage is focused on demonstrating the clinical utility and economic benefits of our sequencing and molecular analysis solutions, engaging with thought leaders, oncologists and other caregivers, patient advocacy groups and other key oncology stakeholders and thereby increasing demand. For example, in January 2016, a large health plan announced that it would provide insurance coverage for GPS Cancer, representing the nation's first such insurance coverage for a whole genome and proteome molecular diagnostic platform. Since that time, additional contracts with other large commercial payers have been signed, and efforts are now underway to pursue single case agreements which yield reimbursements from other non-contracted payers. Even in light of these developments. Even in light of this announcement, however, there is no assurance that we will continue to succeed in any of these areas or that, even if we do succeed, we will receive favorable reimbursement decisions. If adequate third-party reimbursement is unavailable we may not be able to maintain price levels sufficient to realize an appropriate return on investment in product development. Furthermore, if a commercial third-party payer or government payer denies coverage, it may be difficult for us to collect from the patient, and we may not be successful.

In addition, we are generally considered a “non-contracting provider” by commercial third-party payers because we generally have not entered into specific contracts to provide GPS Cancer to their covered patients, and as a result we take on primary responsibility for obtaining reimbursement on behalf of patients. If we were to become a contracting provider with additional payers in the future, the amount of overall reimbursement we receive may decrease if we receive less revenue per product that is reimbursed at a contracted rate than at a non-contracted rate, which could have a negative impact on our revenue. Further, we may be unable to collect payments from patients beyond that which is paid by their coverage and will experience lost revenue as a result.

If we fail to comply with the way states and the FDA regulates tests that are developed, manufactured, validated and performed by laboratories like NantOmics, such failure could result in delay or additional expense in offering our tests and tests that we may develop in the future.

Several states require that we and NantOmics hold laboratory licenses to test specimens from patients in those states. Other states may have similar requirements or may adopt similar requirements in the future. We may be subject to regulation in foreign jurisdictions as we seek to expand international distribution of our offerings, which may require review of our offerings in order to offer our services or may have other limitations such as prohibitions on the export of tissue necessary for us to use our GPS Cancer solution that may limit our ability to distribute outside of the United States.

In addition, NantOmics is subject to the Clinical Laboratory Improvement Amendments of 1988, or CLIA, a federal law that regulates clinical laboratories that perform testing on specimens derived from humans for the purpose of providing information for the diagnosis, prevention, or treatment of disease. CLIA regulations mandate specific standards in the areas of personnel qualifications, administration, and participation in proficiency testing, patient test management, quality control, quality assurance, and inspections. NantOmics has a current certificate of accreditation under CLIA to conduct our genomic sequencing and molecular analyses through our accreditation by the College of American Pathologists, or CAP. To renew this certificate, NantOmics is subject to survey and inspection every two years. Moreover, CLIA inspectors may make random inspections of NantOmics’ clinical reference laboratory.

Any sanction imposed under CLIA, its implementing regulations, or state or foreign laws or regulations governing licensure, or NantOmics’ failure to renew a CLIA certificate, a state or foreign license, or accreditation, could have a material adverse effect on our business. Most CLIA deficiencies are not classified as “condition-level” deficiencies, and there are no adverse effects upon the laboratory operations as long as the deficiencies are corrected. Remediation of these deficiencies is a routine matter, with corrections occurring within several hours or weeks. More serious CLIA deficiencies could rise to the level of “condition-level” deficiencies, and CMS has the authority to impose a wide range of sanctions, including revocation of the CLIA certification along with a bar on the ownership or operation of a CLIA-certified laboratory by any owners or operators of the deficient laboratory. There is an administrative hearing procedure that can be pursued by the laboratory in the event of imposition of such sanctions, during which the sanctions are stayed, but the process can take a number of years to complete. If NantOmics was to lose its CLIA certification or CAP accreditation, we would not be able to offer our GPS Cancer solution services, which would result in material harm to our business and results of operations.

While the FDA currently exercises its enforcement discretion for LDTs by not enforcing its regulations, the FDA has stated that it has a mandate to regulate in this field and that it intends to address LDT regulation using a risk-based, phased-in approach similar to the existing *in vitro* diagnostic framework. Moreover, the FDA could disagree with our current assessment that NantOmics’ sequencing services is a LDT, and could require us or NantOmics to seek clearance or approval for such sequencing services for clinical use. If the FDA requires us or NantOmics to seek clearance or approval to offer NantOmics’ sequencing services for GPS Cancer or any of our future offerings for clinical use, we may not be able to obtain such approvals on a timely basis, or at all. Failure to comply with applicable regulatory requirements can result in enforcement action by the FDA, which may include any of the following sanctions: warning letters; fines; injunctions; civil or criminal penalties; recall or seizure of current or future products; operating restrictions; partial suspension or total shutdown of production; denial of applications; or challenges to clearances or approvals. We cannot provide any assurance that FDA regulation, including premarket review, will not be required for our GPS Cancer solution or any other molecular profiling solution we offer in the future. If premarket review is required, our business could be negatively impacted if we are required to stop selling our molecular profiling solution pending its clearance or approval or if such approval is delayed by new requirements.

Healthcare policy changes, including recently enacted legislation reforming the U.S. healthcare system, may have a material adverse effect on our financial condition, results of operations and cash flows.

In March 2010, the ACA was enacted in the United States, which made a number of substantial changes in the way healthcare is financed by both governmental and private insurers. Among other things, the ACA:

- requires each medical device manufacturer to pay an excise tax equal to 2.3% of the price for which such manufacturer sells its medical devices. This tax may apply to GPS Cancer and some or all of our products which are in development. The excise tax has been temporarily suspended for calendar years 2016 and 2017, but will be reinstated in 2018 without additional Congressional action.
- mandates a reduction in payments for clinical laboratory services paid under the Medicare Clinical Laboratory Fee Schedule of 1.75% for the years 2011 through 2015. In addition, a productivity adjustment is made to the fee schedule payment amount.
- creates initiatives to promote quality indicators in payment methodologies and the coordination and promotion of research on comparative clinical effectiveness of different technologies and procedures.

We cannot predict whether future healthcare initiatives will be implemented at the federal or state level, or how any future legislation or regulation may affect us. The taxes imposed by the new federal legislation and the expansion of government's role in the U.S. healthcare industry, as well as changes to the reimbursement amounts paid by payers for our current and future offerings or our medical procedure volumes, may reduce our profits and have a materially adverse effect on our business, financial condition, results of operations, and cash flows. Moreover, Congress has proposed on several occasions to impose a 20% coinsurance on patients for clinical laboratory tests reimbursed under the Medicare Clinical Laboratory Fee Schedule, which would require us to bill patients for these amounts. Because of the relatively low reimbursement for many clinical laboratory tests, in the event that Congress were to ever enact such legislation, the cost of billing and collecting for these tests would often exceed the amount actually received from the patient and effectively increase our costs of billing and collecting.

Furthermore, the current presidential administration and Congress are also expected to attempt broad sweeping changes to the current health care laws. The House of Representatives recently voted to pass the American Health Care Act (the AHCA). As proposed, the AHCA would repeal many provisions of the Affordable Care Act. The Senate is currently expected to consider an alternative version of the AHCA and it is expected that Congress will continue to consider this or similar legislation to repeal and replace some or all elements of the Affordable Care Act. We face uncertainties that might result from modification or repeal of any of the provisions of the Affordable Care Act, including as a result of current and future executive orders and legislative actions. The impact of those changes on us and potential effect on biosimilar manufacturing industry as a whole is currently unknown. But, any changes to the Affordable Care Act are likely to have an impact on our results of operations, and may have a material adverse effect on our results of operations. We cannot predict what other healthcare programs and regulations will ultimately be implemented at the federal or state level or the effect of any future legislation or regulation in the United States may have on our business.

We are subject to U.S. and foreign anti-corruption and anti-money laundering laws with respect to our operations and non-compliance with such laws can subject us to criminal and/or civil liability and harm our business.

We are subject to the U.S. Foreign Corrupt Practices Act of 1977, as amended, or the FCPA, the U.S. domestic bribery statute contained in 18 U.S.C. § 201, the U.S. Travel Act, the USA PATRIOT Act, and possibly other state and national anti-bribery and anti-money laundering laws in countries in which we conduct activities. Anti-corruption laws are interpreted broadly and prohibit companies and their employees, agents, third-party intermediaries, joint venture partners and collaborators from authorizing, promising, offering, or providing, directly or indirectly, improper payments or benefits to recipients in the public or private sector. We currently engage in business and sales with government and state-owned hospitals outside of the United States. In addition, we engage third-party intermediaries to promote and sell our products and solutions abroad and/or to obtain necessary permits, licenses, and other regulatory approvals. We or our third-party intermediaries may have direct or indirect interactions with officials and employees of government agencies or state-owned or affiliated entities. We can be held liable for the corrupt or other illegal activities of these third-party intermediaries, our employees, representatives, contractors, partners, and agents, even if we do not explicitly authorize or have actual knowledge of such activities.

We have adopted an anti-corruption policy that, mandates compliance with the FCPA and other anti-corruption laws applicable to our business throughout the world. However, we cannot assure you that our employees and third-party intermediaries will comply with this policy or such anti-corruption laws. Noncompliance with anti-corruption and anti-money laundering laws could subject us to whistleblower complaints, investigations, sanctions, settlements, prosecution, other enforcement actions, disgorgement of profits, significant fines, damages, other civil and criminal penalties or injunctions, suspension and/or debarment from contracting with certain persons, the loss of export privileges, reputational harm, adverse media coverage, and other collateral consequences. If any subpoenas, investigations, or other enforcement actions are launched, or governmental or other sanctions are imposed, or if we do not prevail in any possible civil or criminal litigation, our business, financial condition and results of operations could be materially harmed. In addition, responding to any action will likely result in a materially significant diversion of management's attention and resources and significant defense and compliance costs and other professional fees. In certain cases, enforcement authorities may even cause us to appoint an independent compliance monitor which can result in added costs and administrative burdens.

We are subject to governmental export and import controls that could impair our ability to compete in international markets due to licensing requirements and subject us to liability if we are not in compliance with applicable laws.

Our products and solutions are subject to export control and import laws and regulations, including the U.S. Export Administration Regulations, U.S. Customs regulations, and various economic and trade sanctions regulations administered by the U.S. Treasury Department's Office of Foreign Assets Controls. Exports of our products and solutions outside of the United States must be made in compliance with these laws and regulations. If we fail to comply with these laws and regulations, we and certain of our employees could be subject to substantial civil or criminal penalties, including the possible loss of export or import privileges, fines, which may be imposed on us and responsible employees or managers and, in extreme cases, the incarceration of responsible employees or managers.

In addition, changes in our products or solutions or changes in applicable export or import laws and regulations may create delays in the introduction, provision, or sale of our products and solutions in international markets, prevent customers from using our products and solutions or, in some cases, prevent the export or import of our products and solutions to certain countries, governments or persons altogether. Any limitation on our ability to export, provide, or sell our products and solutions could adversely affect our business, financial condition and results of operations.

We may be subject to fines, penalties or legal liability, if it is determined that we are practicing medicine without a license through our Eviti or molecular analysis solutions.

State laws prohibit the practice of medicine without a license. Our Eviti reports delivered to physicians provide information regarding FDA-approved therapies and clinical trials that oncologists may use in making treatment decisions for their patients, and our GPS Cancer reports provide detailed genomic and proteomic data about a patient and can make personalized therapy recommendations based on that data. We make members of our organization available to clinicians to discuss the information provided in the report. Our customer service representatives provide support to our clients, including assistance in interpreting the results of the Eviti and GPS Cancer reports. A governmental authority or third party could allege that the identification of available therapies and clinical trials in our reports and the related customer service we provide constitute the practice of medicine. A state may seek to have us discontinue the inclusion of certain aspects of our reports or the related services we provide or subject us to fines, penalties, or licensure requirements. Any determination that we are practicing medicine without a license may result in significant liability to us and harm to our reputation and Eviti and GPS Cancer businesses.

Errors or illegal activity on the part of our clients may result in claims against us.

We rely on our clients, and we contractually obligate them, to provide us with accurate and appropriate data and directives for our actions. We rely upon our clients, as users of our solutions and systems infrastructure, for key activities to produce proper claims for reimbursement. Failure of clients to provide these data and directives or to perform these activities may result in claims against us that our reliance was misplaced.

Our services present the potential for embezzlement, identity theft or other similar illegal behavior by our employees or subcontractors with respect to third parties.

Our services also involve the use and disclosure of personal and business information that could be used to impersonate third parties or otherwise gain access to their data or funds. If any of our employees or subcontractors takes, converts or misuses such funds, documents or data, we could be liable for damages, and our business reputation could be damaged or destroyed.

Risks related to our convertible notes

Servicing our debt requires a significant amount of cash, and we may not have sufficient cash flow from our business to pay our substantial debt.

Our ability to make scheduled payments of the principal of, to pay interest on or to refinance our indebtedness, including the notes, depends on our future performance, which is subject to economic, financial, competitive and other factors beyond our control. Our business may not continue to generate cash flow from operations in the future sufficient to service our debt and make necessary capital expenditures. If we are unable to generate such cash flow, we may be required to adopt one or more alternatives, such as selling assets, restructuring debt or obtaining additional equity capital on terms that may be onerous or highly dilutive. Our ability to refinance our indebtedness will depend on the capital markets and our financial condition at such time. We may not be able to engage in any of these activities or engage in these activities on desirable terms, which could result in a default on our debt obligations.

We may pay any interest make-whole payment on our notes by delivering shares of our common stock, which could result in significant dilution to our stockholders.

Beginning on or after the date that is one year after the last date of original issuance of the notes, we will in certain circumstances make an interest make-whole payment to a converting holder, payable in cash or shares of our common stock. If we elect, or are deemed to have elected, to pay any interest make-whole payment by delivering shares of our common stock, the number of shares of common stock a converting holder of notes will receive will be the number of shares that have a value equal to the amount of the interest make-whole payment to be paid to such holder in shares of our common stock, divided by the product of (x) 95% and (y) the simple average of the daily VWAP of our common stock for the 10 trading days ending on and including the trading day immediately preceding the conversion date, which could result in significant dilution to our stockholders.

The accounting method for convertible debt securities that may be settled in cash, such as the notes, could have a material effect on our reported financial results.

In May 2008, the Financial Accounting Standards Board, which we refer to as FASB, issued FASB Staff Position No. APB 14-1, *Accounting for Convertible Debt Instruments That May Be Settled in Cash Upon Conversion (Including Partial Cash Settlement)*, which has subsequently been codified as *Accounting Standards Codification 470-20, Debt with Conversion and Other Options*, which we refer to as ASC 470-20. Under ASC 470-20, an entity must separately account for the liability and equity components of the convertible debt instruments (such as the notes) that may be settled entirely or partially in cash upon conversion in a manner that reflects the issuer's economic interest cost. The effect of ASC 470-20 on the accounting for the notes is that the equity component is required to be included in the additional paid-in capital section of stockholders' equity on our consolidated balance sheet, and the value of the equity component would be treated as original issue discount for purposes of accounting for the debt component of the notes. As a result, we will be required to record a greater amount of non-cash interest expense in current periods presented as a result of the amortization of the discounted carrying value of the notes to their face amount over the term of the notes. We will report lower net income in our financial results because ASC 470-20 will require interest to include both the current period's amortization of the debt discount and the instrument's coupon interest, which could adversely affect our reported or future financial results, the trading price of our common stock and the trading price of the notes.

In addition, under certain circumstances, convertible debt instruments (such as the notes) that may be settled entirely or partly in cash are currently accounted for utilizing the treasury stock method, the effect of which is that the shares issuable upon conversion of the notes are not included in the calculation of diluted earnings per share except to the extent that the conversion value of the notes exceeds their principal amount. Under the treasury stock method, for diluted earnings per share purposes, the transaction is accounted for as if the number of shares of common stock that would be necessary to settle such excess, if we elected to settle such excess in shares, are issued. We cannot be sure that the accounting standards in the future will continue to permit the use of the treasury stock method. If we are unable to use the treasury stock method in accounting for the shares issuable upon conversion of the notes, then our diluted earnings per share would be adversely affected.

Risks related to our common stock

Our Chairman and Chief Executive Officer, and entities affiliated with him, collectively own a significant majority of our common stock and will exercise significant influence over matters requiring stockholder approval, regardless of the wishes of other stockholders.

As of December 31, 2017, our Chairman and Chief Executive Officer, Dr. Patrick Soon-Shiong, and entities affiliated with him, collectively beneficially own approximately 64.7% of the voting power of our common stock. As a result, Dr. Patrick Soon-Shiong and his affiliates have significant influence over management and significant control over matters requiring stockholder approval, including the annual election of directors and significant corporate transactions, such as a merger or other sale of our company or assets, for the foreseeable future. This concentrated control will limit stockholders' ability to influence corporate matters and, as a result, we may take actions that our stockholders do not view as beneficial. As a result, the market price of our common stock could be adversely affected.

Dr. Patrick Soon-Shiong, our Chairman and Chief Executive Officer and our principal stockholder, has significant interests in other companies which may conflict with our interests.

Our Chairman and Chief Executive Officer, Dr. Patrick Soon-Shiong, is the founder of NantWorks. The various NantWorks companies are currently exploring opportunities in the immunotherapy, infectious disease and inflammatory disease fields. In particular, NantOmics provides us with its sequencing and molecular analysis solution for our GPS Cancer solution. NantWorks is the largest member of NantOmics, holding approximately 84% of the outstanding equity and approximately 99% of the outstanding voting equity as of December 31, 2017. As a result, they or other companies affiliated with Dr. Patrick Soon-Shiong may compete with us for business opportunities or, in the future, develop products that are competitive with ours. As a result Dr. Patrick Soon-Shiong's interests may not be aligned with the interests of our other stockholders, and he may from time to time be incentivized to take certain actions that benefit his other interests and that our other stockholders do not view as being in their interest as investors in our company. Moreover, even if they do not directly relate to us, actions taken by Dr. Patrick Soon-Shiong and the companies and charitable organizations with which he is involved could have a negative impact on our business.

Our certificate of incorporation contains a waiver of the corporate opportunities doctrine for NantWorks and its affiliates, which includes our Chairman and Chief Executive Officer, and therefore covered persons have no obligations to make opportunities available to us.

NantWorks, which is controlled by our Chairman and Chief Executive Officer, and its affiliates, beneficially own approximately 64.7% of the voting power of our common stock. Additionally, one of our other directors, Mark Burnett, is an affiliate of NantWorks by virtue of his appointment as a board member to NantBioScience, Inc., an entity controlled by NantWorks, in May 2016.

NantWorks and its affiliates engage in a broad spectrum of activities across the life science, biopharmaceutical, healthcare information technology and technology sectors. In the ordinary course of their business activities, NantWorks and its affiliates may from time to time acquire and hold interests in businesses that compete directly or indirectly with us. Our certificate of incorporation provides that none of NantWorks, any of its affiliates and all of their respective partners, principals, directors, officers, members, managers and/or employees, including any of the foregoing who serve as officers or directors of our company, to the fullest extent permissible by law, have any duty to bring business opportunities to our attention or to refrain from engaging, directly or indirectly, in the same business activities or similar business activities or lines of business in which we operate. NantWorks or its affiliates may also pursue acquisition opportunities that may be complementary to our business and, as a result, those acquisition opportunities may not be available to us. In addition, NantWorks may have an interest in pursuing acquisitions, divestitures and other transactions that, in its judgment, could enhance its investment, even though such transactions might involve risks to you.

We do not know whether an active, liquid and orderly trading market will develop for our common stock or what the market price of our common stock will be and as a result it may be difficult for you to sell your common stock.

Prior to our initial public offering in June 2016, there was no public market for our common stock. Although our common stock is listed on The NASDAQ Global Select Market, the market for our shares has demonstrated varying levels of trading activity. Further, because a significant amount of our common stock following our initial public offering is and is expected to continue to be held by our Chairman and Chief Executive Officer, Dr. Patrick Soon-Shiong, and entities affiliated with him, it may be more difficult for an active and liquid trading market for our common stock to develop. As a result of these and other factors, you may not be able to sell your common stock quickly or at or above the initial public offering price or at all. Further, an inactive market may also impair our ability to raise capital by selling additional common stock and may impair our ability to enter into strategic collaborations or acquire companies or products by using our common stock as consideration.

The trading price of our common stock has been and may continue to be volatile. This volatility may affect the price at which you could sell our common stock, the notes and any common stock you receive upon conversion of your notes.

The trading price of our common stock has been and may continue to be volatile and could be subject to wide fluctuations in response to various factors. The trading price of the notes and our common stock may fluctuate widely in response to various factors, some of which are beyond our control, including:

- announcements by us or our competitors of new products, significant contracts, commercial relationships or capital commitments and the timing of these introductions or announcements;
- adverse regulatory or reimbursement announcements;
- announcements by us or our competitors of significant acquisitions, strategic collaborations, joint ventures or capital commitments;
- the results of our efforts to develop additional offerings;
- our dependence on our customers, partners and collaborators;
- regulatory or legal developments in the United States or other countries;
- reimbursement decisions regarding our future molecular profiling solutions, including GPS Cancer;
- developments or disputes concerning patent applications, issued patents or other proprietary rights;

- the recruitment or departure of key management or other personnel;
- our ability to successfully commercialize our future products;
- the level of expenses related to any of our products;
- actual or anticipated changes in estimates as to financial results, development timelines or recommendations by securities analysts;
- actual or anticipated quarterly variations in our financial results or those of our competitors;
- any change to the composition of the board of directors or key personnel;
- expiration of contractual lock-up agreements with our executive officers, directors and security holders;
- sales of common stock by us or our stockholders in the future, as well as the overall trading volume of our common stock;
- changes in the structure of healthcare payment systems;
- commencement of, or our involvement in, litigation, including claims by our equityholders pertaining to our conversion from a Delaware limited liability company into a Delaware corporation or the pending class action litigation;
- general economic, industry and market conditions and other factors that may be unrelated to our operating performance or the operating performance of our competitors, including changes in market valuations of similar companies; and
- the other factors described in this “Risk Factors” section.

In addition, the stock market in general, and the NASDAQ and the healthcare industry in particular, have from time to time experienced volatility that often has been unrelated to the operating performance of the underlying companies. These broad market and industry fluctuations may adversely affect the market price of our common stock or the notes, regardless of our operating performance. In several recent situations where the market price of a stock has been volatile, holders of that stock have instituted securities class action litigation against the company that issued the stock. If any of our stockholders were to bring a lawsuit against us, the defense and disposition of the lawsuit could be costly and divert the time and attention of our management and would harm our business operating results or financial condition.

We may pay any interest make-whole payment by delivering shares of our common stock, which could result in significant dilution to our stockholders.

On or after the date that is one year after the last date of original issuance of the notes, we will in certain circumstances make an interest make-whole payment, as described under “Description of notes-Conversion rights-Settlement upon conversion,” to a converting holder, payable in cash or shares of our common stock. If we elect, or are deemed to have elected, to pay any interest make-whole payment by delivering shares of our common stock, the number of shares of common stock a converting holder of notes will receive will be the number of shares that have a value equal to the amount of the interest make-whole payment to be paid to such holder in shares of our common stock, divided by the product of (x) 95% and (y) the simple average of the daily VWAP of our common stock for the 10 trading days ending on and including the trading day immediately preceding the conversion date, which could result in significant dilution to our stockholders.

We have incurred and will continue to incur costs as a result of operating as a public company and our management has been and will be required to devote substantial time to public company compliance initiatives.

As a public company, listed in the United States, we have incurred and will continue to incur significant legal, accounting and other expenses due to our compliance with regulations and disclosure obligations applicable to us, including compliance with the Sarbanes-Oxley Act of 2002, or the Sarbanes-Oxley Act, as well as rules implemented by the SEC and the NASDAQ. The SEC and other regulators have continued to adopt new rules and regulations and make additional changes to existing regulations that require our compliance. In July 2010, the Dodd-Frank Wall Street Reform and Consumer Protection Act, or the Dodd-Frank Act, was enacted. There are significant corporate governance and executive compensation related provisions in the Dodd-Frank Act that have required the SEC to adopt additional rules and regulations in these areas. Stockholder activism, the current political environment, and the current high level of government intervention and regulatory reform may lead to substantial new regulations and disclosure obligations, which may lead to additional compliance costs and impact, in ways we cannot currently anticipate, the manner in which we operate our business. Our management and other personnel have and will continue to devote a substantial amount of time to these compliance programs and monitoring of public company reporting obligations and, as a result of the new corporate governance and executive compensation related rules, regulations, and guidelines prompted by the Dodd-Frank Act and further regulations and disclosure obligations expected in the future, we will likely need to devote additional time and costs to comply with such compliance programs and rules. These rules and regulations will cause us to incur significant legal and financial compliance costs and will make some activities more time-consuming and costly.

To continue to comply with the requirements of being a public company, we may need to undertake various activities, including implementing new internal controls and procedures and hiring new accounting or internal audit staff. The Sarbanes-Oxley Act requires that we maintain effective disclosure controls and procedures and internal control over financial reporting. We are continuing to develop and refine our disclosure controls and other procedures that are designed to ensure that information required to be disclosed by us in the reports that we file with the SEC is recorded, processed, summarized and reported within the time periods specified in SEC rules and forms, and that information required to be disclosed in reports under the Securities Exchange Act of 1934, or the Exchange Act, is accumulated and communicated to our principal executive and financial officers. Our current controls and any new controls that we develop may become inadequate and weaknesses in our internal control over financial reporting may be discovered in the future. For example, in connection with our preparation of the Consolidated and Combined Financial Statements for the year ended December 31, 2017, several control deficiencies relative to Information Technology general controls were not remediated prior to year-end. These deficiencies primarily related to change management controls over our general ledger and financial reporting system. We performed an assessment and determined that they did not rise to the level of a material weakness, but did represent a significant deficiency in our internal control over financial reporting. A control deficiency is considered a significant deficiency if it represents a deficiency, or a combination of deficiencies, in internal control over financial reporting that is less severe than a material weakness, yet important enough to merit attention by those responsible for oversight of a company's financial reporting.

We cannot assure you that the measures we have taken, or will take, to remediate significant deficiencies will be effective or that we will be successful in implementing them. Moreover, we cannot assure you that we have identified all significant deficiencies or material weaknesses or that we will not in the future have additional significant deficiencies or material weaknesses, in particular as we seek to transition to a more developed internal control environment and continue to grow as a company in terms of size, complexity of business and potentially in connection with future strategic transactions. Our independent registered public accounting firm has not evaluated any of the measures we have taken, or that we propose to take, to address these significant deficiencies or the material weakness discussed above.

Any failure to develop or maintain effective controls could adversely affect the results of periodic management evaluations regarding the effectiveness of our internal control over financial reporting that we are required to include in our periodic reports that we file with the SEC under Section 404 of the Sarbanes-Oxley Act, harm our operating results, cause us to fail to meet our reporting obligations, or result in a restatement of our prior period financial statements. In the event that we are not able to demonstrate compliance with the Sarbanes-Oxley Act, that our internal control over financial reporting is perceived as inadequate or that we are unable to produce timely or accurate financial statements, investors may lose confidence in our operating results and the price of our common stock could decline. In addition, if we are unable to continue to meet these requirements, we may not be able to remain listed on NASDAQ.

No material weaknesses in internal control over financial reporting were identified in connection with our 2016 or 2017 audits. However, our independent registered public accounting firm did not perform an evaluation of our internal control over financial reporting during any period in accordance with the provisions of the Sarbanes-Oxley Act. Had our independent registered public accounting firm performed an evaluation of our internal control over financial reporting in accordance with the provisions of the Sarbanes-Oxley Act, additional control deficiencies amounting to significant deficiencies or material weaknesses may have been identified. Our independent registered public accounting firm may not be required to formally attest to the effectiveness of our internal control over financial reporting until the later of our second annual report or the first annual report required to be filed with the SEC following the date we are no longer an "emerging growth company" as defined in the JOBS Act, depending on whether we choose to rely on certain exemptions set forth in the JOBS Act. We cannot assure you that there will not be material weaknesses or significant deficiencies in our internal controls in the future. If we are unable to assert that our internal control over financial reporting is effective, or if our independent registered public accounting firm is unable to express an opinion on the effectiveness of our internal control over financial reporting, we could lose investor confidence in the accuracy and completeness of our financial reports, which could have a material adverse effect on the price of our common stock.

New legislation that would change U.S. or foreign taxation of international business activities or other tax-reform policies, including the imposition of tax based on gross income, could seriously harm our business.

Reforming the taxation of international businesses has been a priority for politicians, and a wide variety of potential changes have been proposed. Some proposals, several of which have been enacted, impose incremental taxes on gross revenue, regardless of profitability. Any changes in the taxation of such activities may increase our worldwide effective tax rate and the amount of taxes we pay and seriously harm our business.

For example, the Tax Cuts and Jobs Act, or the Tax Act, was enacted on December 22, 2017 and significantly reforms the U.S. Internal Revenue Code of 1986, as amended, or the Code. The Tax Act lowers U.S. federal corporate income tax rates, changes the utilization of future net operating loss carryforwards, allows for the expensing of certain capital expenditures, and puts into effect sweeping changes to U.S. taxation of international business activities. As a result, our net U.S. deferred tax assets and corresponding valuation allowances will be revalued at the new U.S. corporate rate. We continue to examine the impact this tax reform legislation may have on our business. The impact of this tax reform on us and on holders of our common stock is uncertain and could seriously harm our business.

Our ability to use our net operating loss carryforwards to offset future taxable income may be subject to certain limitations.

In general, under Section 382 of the Internal Revenue Code of 1986, as amended, or the Code, a corporation that undergoes an “ownership change” is subject to annual limitations on its ability to use its pre-change net operating loss carryforwards (“NOLs”) or other tax attributes, to offset future taxable income or reduce taxes. We believe that we have recently undergone one or more ownership changes and accordingly, our ability to use our NOLs may be limited.

Additionally, the Tax Act, which was enacted on December 22, 2017, significantly reforms the Code, including changes to the rules governing net operating loss carryforwards. For net operating loss carryforwards arising in tax years beginning after December 31, 2017, the Tax Act limits a taxpayer's ability to utilize such carryforwards to 80% of taxable income. In addition, net operating loss carryforwards arising in tax years ending after December 31, 2017 can be carried forward indefinitely, but carryback is generally prohibited. Net operating loss carryforwards generated by us before January 1, 2018 will not be subject to the taxable income limitation and will continue to have a twenty-year carryforward period. However, the changes in the carryforward and carryback periods as well as the new limitation on use of net operating losses may significantly impact our ability to use net operating loss carryforwards generated after December 31, 2017, as well as the timing of any such use, and could seriously harm our business.

We do not anticipate paying any cash dividends on our common stock in the foreseeable future.

We do not currently intend to pay any cash dividends on our common stock in the foreseeable future. We currently intend to retain all of our future earnings, if any, to finance the growth and development of our business. In addition, the terms of any future debt agreements may preclude us from paying dividends. As a result, capital appreciation, if any, of our common stock may be investors' sole source of gain for the foreseeable future.

We are an “emerging growth company,” and the reduced disclosure requirements applicable to emerging growth companies could make our common stock less attractive to investors.

We are an “emerging growth company,” as defined in the JOBS Act, and may remain an “emerging growth company” for up to five years following the completion of our initial public offering or December 31, 2021. We would cease to be an emerging growth company upon the earliest of: (i) the last day of the fiscal year following the fifth anniversary of the completion of our initial public offering; (ii) the last day of the fiscal year during which we have annual gross revenue of at least \$1.0 billion; (iii) the date on which we are deemed to be a “large accelerated filer” under the Exchange Act (we will qualify as a large accelerated filer as of the first day of the first fiscal year after we have (a) more than \$700.0 million in outstanding common equity held by our non-affiliates and (b) been public for at least 12 months; the value of our outstanding common equity will be measured each year on the last business day of our second fiscal quarter); or (iv) the date on which we have, during the previous three-year period, issued more than \$1.0 billion in non-convertible debt securities. For as long as we remain an “emerging growth company,” we are permitted and intend to rely on exemptions from certain disclosure requirements that are applicable to other public companies that are not “emerging growth companies.” These exemptions include:

- being permitted to provide only two years of audited financial statements, in addition to any required unaudited interim financial statements, with correspondingly reduced “Management’s Discussion and Analysis of Financial Condition and Results of Operations” disclosure;
- not being required to comply with the auditor attestation requirements in the assessment of our internal control over financial reporting;
- not being required to comply with any requirement that may be adopted by the Public Company Accounting Oversight Board regarding mandatory audit firm rotation or a supplement to the auditor’s report providing additional information about the audit and the financial statements;
- reduced disclosure obligations regarding executive compensation; and
- exemptions from the requirements of holding a nonbinding advisory vote on executive compensation and stockholder approval of any golden parachute payments not previously approved.

We have taken advantage of reduced reporting requirements in our public filings. In particular, we have provided only two years of audited financial statements and have not included all of the executive compensation related information that would be required if we were not an emerging growth company. In addition, the JOBS Act provides that an emerging growth company can take advantage of an extended transition period for complying with new or revised accounting standards, delaying the adoption of these accounting standards until they would apply to private companies. We have irrevocably elected not to avail ourselves of this exemption and, as a result, we will adopt new or revised accounting standards on the relevant dates on which adoption of such standards is required for other public companies. We cannot predict whether investors will find our common stock less attractive as a result of our reliance on these exemptions. If some investors find our common stock less attractive as a result, there may be a less active trading market for our common stock and the market price of our common stock may be reduced or may be more volatile.

Because we are relying on the exemptions from corporate governance requirements as a result of being a “controlled company” within the meaning of the NASDAQ listing standards, you do not have the same protections afforded to stockholders of companies that are subject to such requirements.

Our Chairman and Chief Executive Officer, Dr. Patrick Soon-Shiong, and entities affiliated with him, control a majority of our common stock. As a result, we are a “controlled company” within the meaning of NASDAQ listing standards. Under these rules, a company of which more than 50% of the voting power is held by an individual, a group or another company is a “controlled company” and may elect not to comply with certain NASDAQ corporate governance requirements, including (1) the requirement that a majority of the board of directors consist of independent directors and (2) the requirement that we have a nominating and corporate governance committee that is composed entirely of independent directors with a written charter addressing the committee’s purpose and responsibilities. We have elected to rely on certain of these exemptions, and do not have a nominating and corporate governance committee. Accordingly, you will not have the same protections afforded to stockholders of companies that are subject to all of the NASDAQ corporate governance requirements.

If securities or industry analysts do not publish research or publish inaccurate or unfavorable research about our business, our share price and trading volume could decline.

The trading market for our common stock will depend on the research and reports that securities or industry analysts publish about us or our business. We do not have any control over these analysts. There can be no assurance that analysts will cover us or provide favorable coverage. If one or more of the analysts who cover us downgrade our stock or change their opinion of our stock, our share price would likely decline. If one or more of these analysts cease coverage of our company or fail to regularly publish reports on us, we could lose visibility in the financial markets, which could cause our share price or trading volume to decline.

We are not subject to the provisions of Section 203 of the Delaware General Corporation Law, which could negatively affect your investment.

We elected in our amended and restated certificate of incorporation to not be subject to the provisions of Section 203 of the Delaware General Corporation Law, or Section 203. In general, Section 203 prohibits a publicly held Delaware corporation from engaging in a “business combination” with an “interested stockholder” for a period of three years after the date of the transaction in which the person became an interested stockholder, unless the business combination is approved in a prescribed manner. A “business combination” includes a merger, asset sale or other transaction resulting in a financial benefit to the interested stockholder. An “interested stockholder” is a person who, together with affiliates and associates, owns (or, in certain cases, within three years prior, did own) 15% or more of the corporation’s voting stock. Our decision not to be subject to Section 203 will allow, for example, Dr. Patrick Soon-Shiong, our Chairman and Chief Executive Officer (who, with entities affiliated with him, beneficially own approximately 64.7% of the voting power of our common stock, as of December 31, 2017), to transfer shares in excess of 15% of our voting stock to a third-party free of the restrictions imposed by Section 203. This may make us more vulnerable to takeovers that are completed without the approval of our board of directors and/or without giving us the ability to prohibit or delay such takeovers as effectively.

Some provisions of our charter documents and Delaware law may have anti-takeover effects that could discourage an acquisition of us by others, even if an acquisition would be beneficial to our stockholders, and may prevent attempts by our stockholders to replace or remove our current management.

Provisions in our amended and restated certificate of incorporation and amended and restated bylaws, as well as provisions of Delaware law, could make it more difficult for a third party to acquire us or increase the cost of acquiring us, even if doing so would benefit our stockholders. These provisions include:

- a requirement that special meetings of stockholders be called only by the board of directors, the president or the chief executive officer;
- advance notice requirements for stockholder proposals and nominations for election to our board of directors; and
- the authority of the board of directors to issue preferred stock on terms determined by the board of directors without stockholder approval and which preferred stock may include rights superior to the rights of the holders of common stock.

These anti-takeover provisions and other provisions in our amended and restated certificate of incorporation and amended and restated bylaws could make it more difficult for stockholders or potential acquirers to obtain control of our board of directors or initiate actions that are opposed by the then-current board of directors and could also delay or impede a merger, tender offer or proxy contest involving our company. These provisions could also discourage proxy contests and make it more difficult for you and other stockholders to elect directors of your choosing or cause us to take other corporate actions you desire. Any delay or prevention of a change of control transaction or changes in our board of directors could cause the market price of our common stock to decline.

Claims for indemnification by our directors and officers may reduce our available funds to satisfy successful third-party claims against us and may reduce the amount of money available to us.

Our amended and restated certificate of incorporation and amended and restated bylaws provide that we will indemnify our directors and officers, in each case to the fullest extent permitted by Delaware law. In addition, as permitted by Section 145 of the Delaware General Corporation Law, our amended and restated bylaws and our indemnification agreements that we have entered into with our directors and officers provide that:

- We will indemnify our directors and officers for serving us in those capacities or for serving other business enterprises at our request, to the fullest extent permitted by Delaware law. Delaware law provides that a corporation may indemnify such person if such person acted in good faith and in a manner such person reasonably believed to be in or not opposed to the best interests of the registrant and, with respect to any criminal proceeding, had no reasonable cause to believe such person's conduct was unlawful.
- We may, in our discretion, indemnify employees and agents in those circumstances where indemnification is permitted by applicable law.
- We are required to advance expenses, as incurred, to our directors and officers in connection with defending a proceeding, except that such directors or officers shall undertake to repay such advances if it is ultimately determined that such person is not entitled to indemnification.
- We will not be obligated pursuant to our amended and restated bylaws to indemnify a person with respect to proceedings initiated by that person against us or our other indemnitees, except with respect to proceedings authorized by our board of directors or brought to enforce a right to indemnification.
- The rights conferred in our amended and restated bylaws are not exclusive, and we are authorized to enter into indemnification agreements with our directors, officers, employees and agents and to obtain insurance to indemnify such persons.
- We may not retroactively amend our bylaw provisions to reduce our indemnification obligations to directors, officers, employees and agents.

To the extent that a claim for indemnification is brought by any of our directors or officers, it would reduce the amount of funds available for use in our business.

Our amended and restated certificate of incorporation designates the Court of Chancery of the State of Delaware as the sole and exclusive forum for certain types of actions and proceedings that may be initiated by our stockholders, which could limit our stockholders' ability to obtain a favorable judicial forum for disputes with us or our directors, officers or other employees.

Our amended and restated certificate of incorporation provides that, unless we consent in writing to the selection of an alternative forum, the Court of Chancery of the State of Delaware shall be the sole and exclusive forum for (i) any derivative action or proceeding brought on our behalf, (ii) any action asserting a claim of breach of a fiduciary duty owed by any of our directors, officers or other employees to us or our stockholders, (iii) any action asserting a claim arising pursuant to any provision of the Delaware General Corporation Law, our amended and restated certificate of incorporation or our amended and restated bylaws, or (iv) any action asserting a claim against us governed by the internal affairs doctrine. Any person or entity purchasing or otherwise acquiring any interest in shares of our capital stock shall be deemed to have notice of and consented to the provisions of our amended and restated certificate of incorporation described above. This choice of forum provision may limit a stockholder's ability to bring a claim in a judicial forum that it finds favorable for disputes with us or our directors, officers or other employees, which may discourage such lawsuits against us and our directors, officers and other employees. Alternatively, if a court were to find these provisions of our amended and restated certificate of incorporation inapplicable to, or unenforceable in respect of, one or more of the specified types of actions or proceedings, we may incur additional costs associated with resolving such matters in other jurisdictions, which could adversely affect our business, financial condition or results of operations.

Item 1B. Unresolved Staff Comments

None.

Item 2. Properties

Our corporate headquarters are located in Culver City, California, where we occupy facilities totaling approximately 8,000 square feet on a month-to-month basis pursuant to a Shared Services Agreement with NantWorks. We use these facilities for administration, sales and marketing, research and development, engineering, client support, and professional services. In addition, we have 4 U.S. locations across four states and one international location. Our key facilities include the following:

- United States
 - Boston, Massachusetts
 - Panama City, Florida
 - Philadelphia, Pennsylvania
 - Phoenix, Arizona
- International
 - Belfast, Northern Ireland

We intend to procure additional space as we add employees and expand geographically. We believe that our facilities are adequate to meet our needs in the near term, and that, if needed, suitable additional space will be available to accommodate any such expansion of our operations.

The following table outlines our facilities location, square footage, and use:

City	State	Country	Sqft	Type	Business Nature/Use
Boston	MA	USA	68,070	Lease	Administrative, sales, client support, R&D, engineering, professional services
Panama City	FL	USA	51,288	Lease	Administrative, sales, client support, R&D, engineering, professional services
Belfast	NI	UK	15,500	Lease	R&D, engineering, administrative
Phoenix	AZ	USA	4,865	Lease	Administrative, sales, client support, professional services
Philadelphia	PA	USA	12,640	Lease	Administrative, sales, client support, R&D, engineering, professional services
			152,363		

Item 3. Legal Proceedings

We are from time to time subject to claims and litigation that arise in the ordinary course of our business. We intend to defend vigorously any such litigation that may arise under all defenses that would be available to us. Except as discussed below, in the opinion of management, the ultimate outcome of proceedings of which management is aware, even if adverse to us, would not have a material adverse effect on our Consolidated and Combined Financial Condition or Results of Operations. Regardless of the outcome, litigation can have an adverse impact on us because of defense and settlement costs, diversion of management resources and other factors.

Securities Litigation

In March 2017, a number of putative class action securities complaints were filed in U.S. District Court for the Central District of California, naming as defendants the Company and certain of our executive officers and directors. These complaints have been consolidated with the lead case captioned *Deora v. NantHealth, Inc.*, 2:17-cv-01825. In June 2017, the lead plaintiffs filed an amended consolidated complaint, which generally alleges that defendants violated federal securities laws by making material misrepresentations in NantHealth's initial public offering registration statement and in subsequent public statements. In particular, the complaint refers to various third-party articles in alleging that defendants misrepresented NantHealth's business with the University of Utah, donations to the university by non-profit entities associated with our founder Dr. Soon-Shiong, and orders for GPS Cancer. The lead plaintiffs seek unspecified damages and other relief on behalf of putative classes of persons who purchased or acquired NantHealth securities in the IPO or on the open market from June 1, 2016 through May 1, 2017. Defendants have filed a motion to dismiss. The Company believes that the claims lack merit and intend to vigorously defend the litigation.

In May 2017, a putative class action complaint was filed in California Superior Court, Los Angeles County, asserting claims for violations of the Securities Act based on allegations similar to those in *Deora*. That case is captioned *Bucks County Employees Retirement Fund v. NantHealth, Inc.*, BC 662330. The parties have agreed to a stay of the case pending resolution of the motion to dismiss in the federal *Deora* case. The Company believes that the claims lack merit and intends to vigorously defend the litigation.

In August 2017, a putative shareholder derivative action was filed in California Superior Court, Los Angeles County, captioned *Engleman v. Soon-Shiong, et al.*, BC 671261. The complaint contains allegations similar to those in *Deora*, but asserts causes of action on behalf of NantHealth against various of the Company's current or former directors and officers for alleged breaches of fiduciary duty, abuse of control, gross mismanagement, and unjust enrichment. The Company is named solely as a nominal defendant. On January 23, 2018, the superior court granted the Company's motion to dismiss the case based on a provision in the Company's corporate charter requiring derivative actions to be brought in Delaware. The plaintiff has not yet indicated whether she intends to appeal that decision and/or refile her claims in Delaware. The Company believes that the claims lack merit and intends to vigorously defend the litigation.

The monetary and other impact of these actions may remain unknown for substantial periods of time. The cost to defend, settle or otherwise resolve these matters may be significant and divert management's attention. We cannot assure you that we will prevail in these lawsuits. If we are ultimately unsuccessful in these matters, we could be required to pay substantial amounts which might materially adversely affect our business, operating results and financial condition.

Item 4. Mine Safety Disclosures

Not applicable.

PART II

Item 5. Market for Registrant's Common Equity, Related Stockholder Matters and Issuer Purchases of Equity Securities

Market Information for Common Stock

Our common stock began trading on the NASDAQ Global Select Market under the symbol "NH" on June 2, 2016. Prior to that date, there was no public trading market for our common stock. As a result, we have not set forth quarterly information with respect to the high and low prices for our common stock for the two most recent fiscal years.

The following table sets forth for the periods indicated the high and low sales prices per share of our common stock during each of the quarterly periods indicated, as reported on the NASDAQ Global Select Market:

	Fiscal 2017		Fiscal 2016	
	High	Low	High	Low
First Quarter	\$ 10.56	\$ 4.10	N/A	N/A
Second Quarter (1)	5.45	2.98	18.59	12.50
Third Quarter	4.68	2.66	15.35	9.96
Fourth Quarter	4.97	2.92	13.69	9.71

(1) Stock price for second quarter fiscal year 2016 begins June 2, 2016.

Holders of Record

As of March 12, 2018, we had approximately 154 holders of record of our common stock. We believe the actual number of stockholders is greater than the number of record holders and includes stockholders who are beneficial owners but whose shares are held in street name by brokers and other nominees. This number of holders of record also does not include stockholders whose shares may be held in trust or by other entities.

Dividend Policy

No cash dividends were declared for our common stock during the fiscal years ended in 2017, 2016 and 2015. We currently intend to retain all available funds and any future earnings for use in the operation of our business and do not anticipate paying any dividends on our common stock in the foreseeable future. Any future determination to declare dividends will be made at the discretion of our board of directors and will depend on, among other factors, our financial condition, operating results, capital requirements, general business conditions and other factors that our board of directors may deem relevant.

Recent Sales of Unregistered Securities

None.

Repurchases of Equity Securities by the Issuer

We did not make any stock repurchases during the three months ended December 31, 2017.

Use of Proceeds

Our initial public offering of 6,900,000 shares of common stock was effected through a registration statement on Form S-1 (File No. 333-211196), which was declared effective on June 1, 2016. Our initial public offering closed on June 7, 2016 and resulted in net proceeds of approximately \$83.6 million, after deducting underwriting discounts and commissions of approximately \$4.9 million and other offering expenses of approximately \$8.1 million. No payments for such expenses were made directly or indirectly to (i) any of our officers or directors; (ii) any persons owning 10% or more of any class of our equity securities; or (iii) any of our affiliates.

Jefferies LLC, Cowen and Company, LLC, First Analysis Securities Corporation, Canaccord Genuity Inc. and FBR Capital Markets & Co. acted as the underwriters. There has been no material change in the planned use of proceeds from our initial public offering as described in our final prospectus filed with the SEC on June 3, 2016 pursuant to Rule 424(b) of the Securities Act.

Stock Performance Graph

The following graph compares the cumulative total return to stockholders on our common stock relative to the cumulative total returns of the NASDAQ Composite Index and the NASDAQ Biotechnology Index for the period from June 2, 2016 (the date our common stock commenced trading on the NASDAQ Global Select Market) through December 31, 2017. An investment of \$100 (with reinvestment of all dividends) is assumed to have been made in our common stock and in each index on June 2, 2016, the date our common stock began trading on the NASDAQ Global Select Market, and its relative performance is tracked through December 31, 2017. The returns shown are based on historical results and are not indicative of, or intended to forecast, future performance of our common stock or the index. This performance graph shall not be deemed "soliciting material" or be deemed "filed" for purposes of Section 18 of the Securities Exchange Act of 1934, as amended, or the Exchange Act, or otherwise subject to the liabilities under that Section, and shall not be deemed to be incorporated by reference into any filing of NantHealth, Inc. under the Securities Act of 1933, as amended, or the Securities Act, whether made before or after the date hereof and irrespective of any general incorporation language in any such filing.

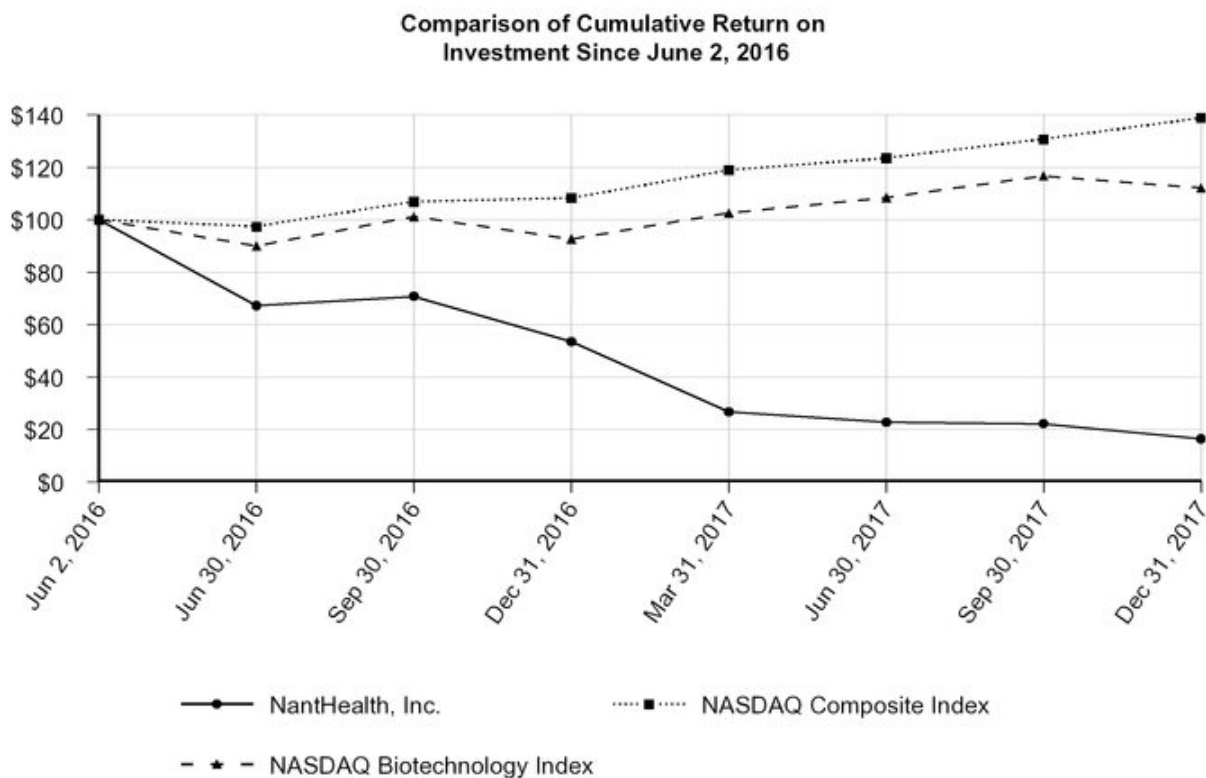


Chart information	Jun 2, 2016	Jun 30, 2016	Sep 30, 2016	Dec 31, 2016	Mar 31, 2017	Jun 30, 2017	Sep 30, 2017	Dec 31, 2017
NantHealth, Inc.	\$ 100.00	\$ 67.24	\$ 70.74	\$ 53.47	\$ 26.68	\$ 22.75	\$ 22.16	\$ 16.41
NASDAQ Composite Index	\$ 100.00	\$ 97.41	\$ 106.85	\$ 108.28	\$ 118.92	\$ 123.52	\$ 130.67	\$ 138.86
NASDAQ Biotechnology Index	\$ 100.00	\$ 89.99	\$ 101.14	\$ 92.64	\$ 102.55	\$ 108.44	\$ 116.70	\$ 112.14

Item 6. Selected Financial Data

The following table sets forth selected consolidated financial data as of and for the periods indicated and should be read in conjunction with item 7, "Management's Discussion and Analysis of Financial Condition and Results of Operations," the Consolidated and Combined Financial Statements and related notes, and other financial information included in this Annual Report on Form 10-K, or Annual Report. The statements do not include the historical results prior to the date of the acquisition of NaviNet, Inc., Healthcare Solutions ("HCS") business and Net.Orange, Inc. ("NDO") on January 1, 2016, July 1, 2015 and June 18, 2014, respectively.

The Consolidated and Combined Statements of Operations Data for the years ended December 31, 2017, 2016, and 2015 and the Consolidated Balance Sheet Data as of December 31, 2017 and 2016 are derived from our audited Consolidated and Combined Financial Statements appearing in Item 8, "Financial Statements and Supplementary Data," of this Annual Report on Form 10-K. The consolidated and combined statements of operations data for the year ended December 31, 2014 and the consolidated and combined balance sheet data as of December 31, 2015 and 2014 are derived from audited financial statements not included in this Annual Report on Form 10-K. Our historical results are not necessarily indicative of the results to be expected in the future.

The results of operations of the entities disposed of are included in the Consolidated and Combined Financial Statements up to the date of disposal and, where appropriate, these operations have been reflected as discontinued operations. Certain reclassifications have been made to prior period amounts to conform to the current year presentation. Assets and liabilities of the discontinued operations are presented separately in the asset and liability sections of the prior period balance sheet.

Consolidated and Combined Statement of Operations Data: (Dollars in thousands, except per share data)	Year Ended December 31,			
	2017	2016	2015	2014
Revenue:				
Software-as-a-service	\$ 60,707	\$ 56,210	\$ 13,926	\$ 8,930
Software and hardware	6,093	6,750	14,292	8,249
Total software-related revenue	66,800	62,960	28,218	17,179
Maintenance	10,421	9,089	9,199	5,291
Sequencing and molecular analysis	2,554	604	75	—
Other services	6,901	7,751	8,685	10,410
Total net revenue	86,676	80,404	46,177	32,880
Cost of Revenue:				
Software-as-a-service	21,795	19,883	3,227	3,261
Software and hardware	660	816	(153)	1,025
Total software-related cost of revenue	22,455	20,699	3,074	4,286
Maintenance	748	798	411	438
Sequencing and molecular analysis	6,029	1,987	39	—
Other services	7,118	12,131	11,263	7,047
Amortization of developed technologies	5,172	8,492	5,901	5,902
Total cost of revenue	41,522	44,107	20,688	17,673
Gross profit	45,154	36,297	25,489	15,207
Operating Expenses:				
Selling, general and administrative	74,976	105,258	55,717	43,380
Research and development	33,862	47,310	14,248	14,437
Amortization of acquisition-related assets	4,216	4,217	22	7,033
Impairment of intangible asset	—	—	—	24,150
Total operating expenses	113,054	156,785	69,987	89,000
Loss from operations	(67,900)	(120,488)	(44,498)	(73,793)
Interest expense, net	(16,168)	(6,429)	(627)	(980)

Other income, net	800	3,593	2,410	(536)
Loss from related party equity method investment including impairment loss	(50,334)	(40,994)	(2,584)	1,525
Loss from continuing operations before income taxes	(133,602)	(164,318)	(45,299)	(73,784)
Provision for (benefit from) income taxes	(2,203)	(23,797)	391	4
Net loss from continuing operations	(131,399)	(140,521)	(45,690)	(73,788)
Loss from discontinued operations, net of tax	(43,812)	(43,581)	(26,321)	(10,829)
Net loss	(175,211)	(184,102)	(72,011)	\$ (84,617)
Less: Net loss attributed to noncontrolling interests	—	—	—	(192)
Net loss attributed to NantHealth	\$ (175,211)	\$ (184,102)	\$ (72,011)	\$ (84,425)

Basic and diluted net income (loss) per share (1) :

Continued operations - common stock	\$ (1.12)	\$ (1.30)	\$ (0.69)	\$ 0.99
Discontinued operations - common stock	\$ (0.37)	\$ (0.39)	\$ (0.30)	\$ 0.14
Total net loss per common stock	\$ (1.49)	\$ (1.69)	\$ (0.99)	\$ 1.13
Basic and diluted net income per redeemable common stock	N/A	\$ 0.99	\$ 1.50	N/A

Weighted average shares outstanding (1) :

Basic and diluted - common stock	116,737,860	111,600,650	88,970,842	74,505,127
Basic and diluted - redeemable common stock	N/A	5,005,855	10,714,285	N/A

Consolidated and Combined Balance Sheets Data:

(Dollars in thousands)	December 31,			
	2017	2016	2015	2014
Cash and cash equivalents and marketable securities	\$ 61,660	\$ 157,573	\$ 7,232	\$ 225,570
Working capital (deficit)	46,034	128,329	(10,210)	146,221
Total assets	449,195	684,391	411,953	310,875
Long term notes payable	195,458	191,040	—	—
Total liabilities	255,893	272,797	60,906	96,074
Redeemable series F units	—	—	166,042	150,000
Accumulated deficit	(693,233)	(475,273)	(291,171)	(219,160)
Total stockholders' equity	193,302	411,594	185,005	64,801
Total equity and redeemable stock	193,302	411,594	351,047	214,801

- (1) The net income (loss) per share and weighted-average shares outstanding have been computed to give effect to the LLC Conversion (See Note 16) that occurred on June 1, 2016, prior to the Company's initial public offering ("IPO"). In conjunction with the LLC Conversion, (a) all of the Company's outstanding units automatically converted into shares of common stock, based on the relative rights of the Company's pre-IPO equity holders as set forth in the Company's limited liability company agreement and (b) the Company adopted and filed a certificate of incorporation with the Secretary of State of the state of Delaware and adopted bylaws. The Company adopted and filed an amendment to its certificate of incorporation with the Secretary of State of the state of Delaware to effect a 1-for-5.5 reverse stock split of its common stock on June 1, 2016. See Note 18 for the calculation of net income (loss) per share for common stock and redeemable common stock for the years ended December 31, 2017, 2016 and 2015.

The net income (loss) per share for the common stock for the years ended December 31, 2016 and 2015 reflects \$4,958 and \$16,042, respectively, in accretion value allocated to the redeemable common stock. The redeemable common stock contained a put right, which expired unexercised on June 20, 2016. As a result of and as of that date, the shares were no longer redeemable and were included in common stock.

Item 7. Management's Discussion and Analysis of Financial Condition and Results of Operations

The following is a discussion and analysis of our financial condition and the results of operations as of and for the periods presented below. The following discussion and analysis should be read in conjunction with the "Consolidated and Combined Financial Statements" and notes thereto included elsewhere in this Annual Report on Form 10-K, or Annual Report. This discussion contains forward-looking statements that are based on the beliefs, assumptions, and information currently available to our management, and are subject to known and unknown risks, uncertainties, and other factors that may cause our actual results to differ materially from those expressed or implied by such forward-looking statements. These risks, uncertainties, and other factors include, among others, those described in greater detail elsewhere in this Annual Report, particularly in Item 1A, "Risk Factors".

Overview

NantHealth is a next-generation healthcare company that is transforming the way critical diseases, such as cancer, are known and treated. Specifically, we employ precision medicine and technology to give physicians, payers, and patients more actionable information than ever before.

To accomplish this, we employ a unique systems-based approach to personalized healthcare applying novel diagnostics tailored to the specific molecular profiles of patient tissues and integrate this molecular data in a clinical setting with large-scale, real-time biometric signal and phenotypic data to track patient outcomes and deliver precision medicine. For nearly a decade, we have developed an adaptive learning system that integrates our unique molecular profiling solution, software and hardware. Our systems infrastructure collects, indexes, analyzes and interprets billions of molecular, clinical, operational and financial data points derived from novel and traditional sources to continuously improve decision-making and optimize our clinical pathways and decision algorithms over time. As a pioneer in the era of big data and augmented intelligence, we believe we are uniquely positioned to benefit from multiple significant market opportunities as healthcare providers and payers transition from fee-for-service to value-based reimbursement models and accelerate their pursuit of evidence-based clinical practice.

Our mission is to show the world a better path to the cure and to empower:

- providers to seamlessly act on the best evidence-based information available to better fulfill their roles as caregivers rather than financial managers;
- payers with the necessary tools to better fulfill their roles as stewards of an increasingly complex and rapidly evolving healthcare system;
- biopharmaceutical companies to accelerate development of drugs for critical illnesses based upon the unique biology and specific health conditions of patients; and
- patients with the knowledge to enable active participation in the management of their own health, or self-care.

We derive revenue from sales of software-as-a-service, licensed software and maintenance, hardware, services, and molecular analysis services (including GPS Cancer) to healthcare providers, payers and self-insured employers.

2017 Asset Purchase Agreement with Allscripts

On August 3, 2017, we entered into an asset purchase agreement, which we refer to as the "APA," with Allscripts Healthcare Solutions, Inc., or "Allscripts", pursuant to which we agreed to sell to Allscripts substantially all of the assets of our provider/patient engagement solutions business, including our FusionFX solution and components of its NantOS software connectivity solutions (the "Business"). On August 25, 2017, we and Allscripts completed the sale pursuant to the APA.

Allscripts conveyed to us 15,000,000 shares of our common stock at par value of \$0.0001 per share that were previously owned by Allscripts as consideration for the transaction. We retired the shares of stock. Allscripts also paid \$1.7 million of cash consideration to us as an estimated working capital payment, and we recorded a receivable of \$1.0 million related to final working capital adjustments. We are also responsible for paying Allscripts for fulfilling certain customer service obligations of the business post-closing.

Concurrent with the closing and as contemplated by the APA, we and Allscripts modified the amended and restated mutual license and reseller agreement dated June 26, 2015, which was further amended on December 30, 2017, such that, among other things, the Company committed to deliver a minimum of \$95.0 million of total bookings over a ten-year period ("Bookings Commitment") from referral transactions and sales of certain Allscripts products under this agreement (See Note 3 of the Consolidated and Combined Financial Statements). In the event of a Bookings Commitment shortfall at the end of the ten-year period, we may be obligated to pay 70% of the shortfall, subject to certain credits. We will earn 30% commission from Allscripts on each software referral transaction that results in a booking with Allscripts. We account for the Bookings Commitment at its estimated fair value over the life of the agreement and, as of December 31, 2017, the estimated fair value was not material.

The sale of the Business qualified as a discontinued operations because it comprised operations and cash flows that could be distinguished, operationally and for financial reporting purposes, from the rest of the Company. The disposal of the Business sold to Allscripts represented a strategic shift in the Company's operations as the sale enables the Company to focus on genomic sequencing, clinical decision support, connected care and payer engagement.

The consummation of the transactions contemplated by the APA is reflected in the Consolidated and Combined Financial Statements.

2017 Corporate Restructuring Plan

In August 2017, we committed to and began implementation of a comprehensive restructuring plan that includes a wide range of organizational efficiency initiatives and other cost reduction opportunities. The plan will allow us to focus on our core competencies of genomic sequencing, clinical decision support, connected care and payer engagement. We incurred charges from this restructuring related to severance and other cash expenditures and recognized the majority of the expenses related to this restructuring in the year ended December 31, 2017.

2016 Developments and Acquisition

On June 7, 2016, we completed our IPO, whereby we sold 6,500,000 shares of our common stock at a public offering price of \$14.00 per share. Additionally, on June 9, 2016, the underwriters partially exercised their overallotment option to purchase an additional 400,000 shares of our common stock at \$14.00 per share.

We received a total of \$83.6 million in net proceeds from our IPO, after deducting underwriting discounts and commissions and offering costs of \$13.0 million. The offering was registered under the Securities Act of 1933, as amended, on a registration statement on Form S-1 (Registration No. 333-211196), as amended.

In December 2016, we issued convertible notes to a related party and others for net proceeds of \$9.9 million and \$92.8 million, respectively, after deducting underwriting discounts and commissions and other offering costs of \$4.3 million. Please see Note 12 of the Notes to Consolidated and Combined Financial Statements for further discussion of these convertible notes.

Non-GAAP Net Loss from Continuing Operations and Non-GAAP Net Loss Per Share from Continuing Operations

Adjusted net loss from continuing operations and adjusted net loss per share from continuing operations are financial measures that are not prepared in conformity with United States generally accepted accounting principles (U.S. GAAP). Our management believes that the presentation of Non-GAAP financial measures provides useful supplementary information regarding operational performance, because it enhances an investor's overall understanding of the financial results for our core business. Additionally, it provides a basis for the comparison of the financial results for our core business between current, past and future periods. Other companies may define these measures in different ways. Non-GAAP financial measures should be considered only as a supplement to, and not as a substitute for or as a superior measure to, financial measures prepared in accordance with U.S. GAAP.

Non-GAAP net loss from continuing operations excludes the effects of (1) corporate restructuring expenses from continuing operations, (2) acquisition related compensation expense, (3) acquisition-related sales incentives, which have been recorded as contra revenue, (4) intangible amortization from continuing operations, (5) loss from equity method investments, (6) non-cash interest expense related to convertible notes, (7) change in fair value of derivatives liability, (8) stock-based compensation expense from continuing operations, (9) BP settlement other income, (10) securities litigation costs, and (11) benefit from (provision for) income taxes adjustment includes the impact of the conversion from a limited liability corporation to a corporation, the impact of convertible notes offering and the impact of intangibles amortization, and the impact of the "Tax Act" of 2017.

Non-GAAP shares outstanding include Series F redeemable units as if converted to non-redeemable common stock on January 1, 2016. These units were converted to common stock in conjunction with the LLC conversion on June 1, 2016. The put right held by the Kuwait Investment Office ("KIO") expired on June 20, 2016, and the shares of common stock owned by KIO are no longer redeemable. See Note 16 to the accompanying Consolidated and Combined Financial Statements for further discussion of the put right.

The following table reconciles Net loss from continuing operations to Net loss from continuing operations - Non-GAAP and Shares outstanding to Shares outstanding - Non-GAAP for the years ended December 31, 2017, 2016 and 2015:

(Dollars in thousands, except per share amounts)	Year Ended December 31,		
	2017	2016	2015
Net loss from continuing operations	\$ (131,399)	\$ (140,521)	\$ (45,690)
Adjustments to GAAP net loss:			
Corporate restructuring from continuing operations (3)	2,422	2,544	1,470
Acquisition related compensation expense	—	4,814	—
Acquisition related sales incentive	2,732	2,966	—
Intangible amortization from continuing operations	9,388	12,709	5,923
Loss from related party equity method investment including impairment loss	50,334	40,994	2,584
Non-cash interest expense related to convertible notes	4,417	108	—
Change in fair value of derivatives liability	(264)	(1,228)	—
Stock-based compensation expense from continuing operations	8,102	44,048	1,429
BP settlement	—	(842)	—
Securities litigation costs	777	—	—
The impact of intangible amortization, impact of the "Tax Act" of 2017, and the conversion from a limited liability company to a corporation on provision for (benefit from) income taxes	(1,796)	(23,797)	391
Total adjustments to GAAP net loss from continuing operations	76,112	82,316	11,797
Net loss - Non-GAAP from continuing operations	\$ (55,287)	\$ (58,205)	\$ (33,893)
Weighted average shares outstanding (1)	116,737,860	111,600,650	88,970,842
Weighted average Series F/redeemable stock (1) (2)	—	5,005,855	10,714,285
Shares outstanding - Non-GAAP (1)	116,737,860	116,606,505	99,685,127
Net loss per share from continuing operations - Non-GAAP (1)	\$ (0.47)	\$ (0.50)	\$ (0.34)

The following table reconciles Net loss per share to Net loss per share Non-GAAP for the years ended December 31, 2017, 2016, and 2015 :

	Year Ended December 31,		
	2017	2016	2015
Net loss per common share from continuing operations - GAAP	\$ (1.12)	\$ (1.30)	\$ (0.69)
Adjustments to GAAP net loss per common share from continuing operations:			
Corporate restructuring from continuing operations ⁽³⁾	0.02	0.02	0.02
Acquisition related compensation expense	—	0.04	—
Acquisition related sales incentive	0.02	0.03	—
Intangible amortization from continuing operations	0.08	0.12	0.06
Loss from related party equity method investment including impairment loss	0.43	0.37	0.03
Non-cash interest expense related to convertible notes	0.04	—	—
Change in fair value of derivatives liability	—	(0.01)	—
Stock-based compensation expense from continuing operations	0.07	0.39	0.02
BP settlement	—	(0.01)	—
Securities litigation costs	0.01	—	—
The impact of intangible amortization, impact of the "Tax Act" of 2017, and the conversion from a limited liability company to a corporation on provision for (benefit from) income taxes	(0.02)	(0.21)	—
Accretion to redemption value of Series F/redeemable common stock	—	0.04	0.18
Dilution from Series F/redeemable common stock	—	0.02	0.04
Total adjustments to GAAP net loss per common share from continuing operations	0.65	0.80	0.35
Net loss per common share from continuing operations - Non-GAAP ⁽¹⁾	\$ (0.47)	\$ (0.50)	\$ (0.34)

- (1) The net loss per common share from continuing operations - non-GAAP, weighted-average shares outstanding, weighted average Series F units/redeemable stock and shares outstanding - non-GAAP, have been computed to give effect to the LLC conversion that occurred June 1, 2016 prior to our initial public offering. In conjunction with the LLC Conversion, (a) all of our outstanding units automatically converted into shares of common stock, based on the relative rights of our pre-IPO equityholders as set forth in the limited liability company agreement and (b) we adopted and filed a certificate of incorporation with the Secretary of State of Delaware and adopted bylaws. We filed an amended certificate of incorporation to effect a 1-for-5.5 reverse stock split of our common stock on June 1, 2016. Please see Note 16 to our audited financial statements included in Item 8 of this Annual Report on Form 10-K for additional information related to the LLC conversion and related transactions.
- (2) The weighted-average shares outstanding have been further adjusted to account for the redeemable Series F units (converted to common stock in conjunction with the LLC conversion), whose put right expired on June 20, 2016. Prior to June 20, 2016, these units/shares of common stock were classified as redeemable members'/stockholders' equity in the balance sheet, and as such, were not included in the weighted-average shares outstanding prior to June 20, 2016. The put right expired June 20, 2016, and the shares were no longer redeemable and are included in shareholders' equity as of December 31, 2016. The weighted-average shares are adjusted to include the redeemable common stock in the weighted-average shares outstanding for the entire period. Please see Note 16 to our audited financial statements included in Item 8 of this Annual Report on Form 10-K for additional information related to the LLC conversion and related transactions.
- (3) Corporate restructuring includes accrued bonus reversal of \$0.5 million for the year ended December 31, 2017.

Components of Our Results of Operations

Revenue

We generate our revenue from the sale of software-as-a-service, hardware and services, and sequencing and molecular analysis. Our systems infrastructure and platforms support the delivery of both personalized comprehensive sequencing and molecular analysis and the implementation of value-based care models across the healthcare continuum. We generate revenue from the following sources:

Software and hardware - Software and hardware revenue is generated from the sale of software licenses on either a perpetual or term license basis, and the sale of our hardware. The software is installed on the client's site or the client's designated vendor's site and is not hosted by us or by a vendor contracted by us. We also generate revenue from the resale of third-party software and hardware to our clients. Our software license and hardware solutions include DeviceConX software and HBox.

Software-as-a-service - Software-as-a-service, or SaaS, revenue is generated from our clients' access to and usage of our hosted software solutions on a subscription basis for a specified contract term, which is typically annually. In our SaaS arrangements, the client cannot take possession of the software during the term of the contract and generally only has the right to access and use the software and receive any software upgrades published during the subscription period. Solutions sold under our SaaS model include our Eviti platform solutions and NaviNet.

Maintenance - Maintenance revenue includes ongoing post-contract client support, or ("PCS"), or maintenance during the paid PCS term. Additionally, PCS includes ongoing development of software updates and upgrades provided to the client on a when and if available basis. We sell our DeviceConX solution with maintenance contracts.

Sequencing and molecular analysis - Sequencing and molecular analysis revenue is generated by the process of performing sequencing and analysis of whole genome DNA, RNA and proteomic results, including GPS Cancer. We recognize revenue upon the delivery of the analysis and reporting of the results to the client or on a cash basis when it cannot conclude that the fees are fixed and determinable and collectibility is reasonably assured.

Other services - Other services revenue includes revenue from professional services we provide that are generally complementary to our software solutions and may or may not be required for the solution to function as desired by the client. When associated with software, these services are generally provided in the form of training and implementation services during the software license period and do not include PCS. Other services revenue also includes revenue related to nursing and therapy services provided to patients in a home care setting and any other services not included in the preceding revenue sources.

We have established VSOE for PCS on certain of our software solutions. We have not yet established VSOE of fair value for any element other than PCS for a portion of our arrangements. In situations where VSOE of fair value exists for PCS but not a delivered element, the residual method is used to allocate revenue to the undelivered element equal to our VSOE value with the remainder allocated to the delivered elements. In situations where our services are essential to the functionality of our software and VSOE of fair value for PCS does not exist, we defer revenue and costs until we have delivered all elements of the arrangement and amortize revenue and costs over the initial PCS period. For our contracts with multiple elements, we defer revenue until only one undelivered element remains and then recognize the revenue following the pattern of delivery of the final undelivered element. The timing and pattern of this revenue recognition can cause variations in revenue from period-to-period.

Cost of Revenue

Cost of revenue consists primarily of personnel-related costs for associates providing services to our clients and supporting our revenue-generating platform infrastructure, including salaries, benefits and bonuses. Additional expenses include consultant costs, direct reimbursable travel expenses and other direct engagement costs associated with the design, development, sale and installation of our solutions, including system support and maintenance services. Our cost of revenue associated with each of our revenue sources is as follows:

- **Software and hardware** - Software and hardware cost of revenue includes third-party software and hardware costs directly associated with our solutions.

- **Software-as-a-service** - SaaS cost of revenue includes personnel-related, amortization of deferred implementation costs, depreciation of internal use software and other direct costs associated with the delivery and hosting of Eviti, our cancer-decision support solution, and NaviNet on a subscription basis.
- **Maintenance** - Maintenance cost of revenue includes personnel-related and other direct costs associated with the ongoing support or maintenance we provide for our clients.
- **Sequencing and molecular analysis** - Sequencing and molecular analysis cost of revenue includes internal costs associated with these services and amounts due to NantOmics under our Reseller Agreement for the sequencing and analysis of whole genome, DNA, RNA and proteomic results.
- **Other services** - Other services cost of revenue includes personnel-related costs, amortization of deferred implementation costs, depreciation of internal use software and other direct costs associated with software training and implementation services provided to our clients as well as direct expenses relating to our nursing and therapy services provided to patients in a home care setting.

Cost of revenue also includes amortization of our developed technologies used to generate revenue. We plan to continue to expand our capacity to support our growth, which will result in higher cost of revenue in absolute dollars. We expect cost of revenue to decrease as a percentage of revenue over time as we expand NantHealth solutions and realize economies of scale.

Operating Expenses

Our operating expenses consist of selling, general and administrative, research and development, and amortization of software license and acquisition-related assets.

Selling, general and administrative

Selling, general and administrative expense consists primarily of shared service fees from NantWorks, personnel-related expenses for our sales and marketing, finance, legal, human resources, and administrative associates, stock-based compensation, and advertising and marketing promotions of NantHealth solutions. It also includes trade show and event costs, sponsorship costs, point of purchase display expenses and related amortization as well as legal costs, consulting and professional fees, insurance and other corporate and administrative costs.

We expect to continue to grow our investment in selling and other related expenses supporting future growth in GPS as well as expanding our brand. We are reviewing our other selling, general and administrative investments and expect to drive cost savings through greater efficiencies and synergies across our company. Additionally, we expect to continue to incur additional costs for legal, accounting, insurance, investor relations and other costs associated with operating as a public company. These increases include additional costs we expect to incur associated with compliance with the Sarbanes-Oxley Act and other regulations governing public companies as well as increased costs for directors' and officers' liability insurance and an enhanced investor relations function. However, we expect our selling, general and administrative expense to decrease as a percentage of revenue over the long term as our revenue increases and we realize economies of scale.

Research and development

Research and development expenses consist primarily of personnel-related costs for associates working on development of solutions, including salaries, benefits and stock-based compensation. Also included are non-personnel costs such as consulting and professional fees to third-party development resources.

Substantially all of our research and development expenses are related to developing new software solutions and improving our existing software solutions.

With the exception of stock-based compensation, we expect our research and development expenses to continue to increase in absolute dollars and as a percentage of revenue as we continue to make significant investments in developing new solutions and enhancing the functionality of our existing solutions with a focus on cancer care. However, we expect our research and development expenses to decrease as a percentage of revenue over the long term as we realize economies of scale from our developed technology.

Amortization of Acquisition Related Assets

Amortization of acquisition related assets consists of non-cash amortization expense related to our non-revenue generating technology as well as amortization expense that we recognize on intangible assets that we acquired through our investments.

Interest Expense, net

Interest expense, net primarily consists of interest expense associated with our outstanding borrowings, including coupon interest expense, amortization of debt discounts and amortization of deferred financing offering cost, offset by interest income earned on our cash and cash equivalents and marketable securities.

Other Income (Expense), net

Other income (expense), net consists primarily of unrealized and realized gains (losses), dividends received from our marketable securities, change in fair value of derivative liability and other non-recurring items.

Loss from Equity Method Investment Including Impairment Loss

Loss from equity method investments consists of our pro rata share of losses of a company that we own an ownership interest in and account for under the equity method of accounting including impairment loss. We regularly evaluate our investments, which are not carried at fair value, for other than temporary impairment in accordance with U.S. GAAP.

Provision for (Benefit from) Income Taxes

Provision for income taxes consists of U.S. federal and state and foreign income taxes. We are required to allocate the provision for income taxes between continuing operations and other categories for earnings, such as discontinued operations. To date, we have no significant U.S. federal, state and foreign cash income taxes because of our LLC status prior to June 1, 2016 and current and accumulated net operating losses.

We record a valuation allowance when it is more likely than not that some portion or all of a deferred tax asset will not be realized. In making such a determination, we consider all the available positive and negative evidence, including future reversals of existing taxable temporary differences, projected future taxable income, and ongoing prudent and feasible tax planning strategies in assessing the amount of the valuation allowance. When we establish or reduce the valuation allowance against the deferred tax assets, our provision for income taxes will increase or decrease, respectively, in the period such determination is made.

Results of Operations

The following table sets forth our Consolidated and Combined Statements of Operations data for each of the periods indicated:

(Dollars in thousands except per share amounts)

	Year Ended December 31,		
	2017	2016	2015
Revenue:			
Software-as-a-service	\$ 60,707	\$ 56,210	\$ 13,926
Software and hardware	6,093	6,750	14,292
Total software-related revenue	66,800	62,960	28,218
Maintenance	10,421	9,089	9,199
Sequencing and molecular analysis	2,554	604	75
Other services	6,901	7,751	8,685
Total net revenue	86,676	80,404	46,177
Cost of Revenue:			
Software-as-a-service	21,795	19,883	3,227
Software and hardware	660	816	(153)
Total software-related cost of revenue	22,455	20,699	3,074
Maintenance	748	798	411
Sequencing and molecular analysis	6,029	1,987	39
Other services	7,118	12,131	11,263
Amortization of developed technologies	5,172	8,492	5,901
Total cost of revenue	41,522	44,107	20,688
Gross profit	45,154	36,297	25,489
Operating Expenses:			
Selling, general and administrative	74,976	105,258	55,717
Research and development	33,862	47,310	14,248
Amortization of acquisition-related assets	4,216	4,217	22
Total operating expenses	113,054	156,785	69,987
Loss from operations	(67,900)	(120,488)	(44,498)
Interest expense, net	(16,168)	(6,429)	(627)
Other income, net	800	3,593	2,410
Loss from related party equity method investment including impairment loss	(50,334)	(40,994)	(2,584)
Loss from continuing operations before income taxes	(133,602)	(164,318)	(45,299)
Provision for (benefit from) income taxes	(2,203)	(23,797)	391
Net loss from continuing operations	(131,399)	(140,521)	(45,690)
Loss from discontinued operations, net of tax	(43,812)	(43,581)	(26,321)
Net loss	\$ (175,211)	\$ (184,102)	\$ (72,011)
Basic and diluted net income (loss) per share (1) :			
Continued operations - common stock	\$ (1.12)	\$ (1.30)	\$ (0.69)
Discontinued operations - common stock	\$ (0.37)	\$ (0.39)	\$ (0.30)
Total net loss per common stock	\$ (1.49)	\$ (1.69)	\$ (0.99)
Basic and diluted net income per redeemable common stock	N/A	\$ 0.99	\$ 1.50
Weighted average shares outstanding (1) :			
Basic and diluted - common stock	116,737,860	111,600,650	88,970,842
Basic and diluted - redeemable common stock	N/A	5,005,855	10,714,285

- (1) The net income (loss) per share and weighted-average shares outstanding have been computed to give effect to the LLC Conversion (See Note 16) that occurred on June 1, 2016, prior to the Company's initial public offering ("IPO"). In conjunction with the LLC Conversion, (a) all of the Company's outstanding units automatically converted into shares of common stock, based on the relative rights of the Company's pre-IPO equityholders as set forth in the Company's limited liability company agreement and (b) the Company adopted and filed a certificate of incorporation with the Secretary of State of Delaware and adopted bylaws. The Company adopted and filed an amendment to its certificate of incorporation with the Secretary of State of the state of Delaware to effect a 1-for-5.5 reverse stock split of its common stock on June 1, 2016. See Note 18 for the calculation of net income (loss) per share for common stock and redeemable common stock for the years ended December 31, 2017, 2016 and 2015.

The net income (loss) per share for the common stock for the years ended December 31, 2016 and 2015 reflects \$4,958 and \$16,042 in accretion value allocated to the redeemable common stock, respectively. The redeemable common stock contained a put right, which expired unexercised on June 20, 2016. As a result of and as of that date, the shares were no longer redeemable and were included in common stock.

The following table sets forth our Consolidated and Combined Statements of Operations data as a percentage of revenue for each of the periods indicated (Unaudited):

	Year Ended December 31,		
	2017	2016	2015
Revenue:			
Software-as-a-service	70.1%	69.9%	30.1%
Software and hardware	7.0%	8.4%	31.0%
Total software-related revenue	77.1%	78.3%	61.1%
Maintenance	12.0%	11.3%	19.9%
Sequencing and molecular analysis	2.9%	0.8%	0.2%
Other services	8.0%	9.6%	18.8%
Total net revenue	100.0%	100.0%	100.0%
Cost of Revenue:			
Software-as-a-service	25.1%	24.7%	7.0%
Software and hardware	0.8%	1.0%	(0.3%)
Total software-related cost of revenue	25.9%	25.7%	6.7%
Maintenance	0.9%	1.0%	0.9%
Sequencing and molecular analysis	7.0%	2.5%	0.1%
Other services	8.2%	15.1%	24.4%
Amortization of developed technologies	5.9%	10.6%	12.7%
Total cost of revenue	47.9%	54.9%	44.8%
Gross profit	52.1%	45.1%	55.2%
Operating Expenses:			
Selling, general and administrative	86.4%	131.0%	120.7%
Research and development	39.1%	58.8%	30.9%
Amortization of acquisition-related assets	4.9%	5.2%	0.0%
Impairment of intangible asset	0.0%	0.0%	0.0%
Total operating expenses	130.4%	195.0%	151.6%
Loss from operations	(78.3%)	(149.9%)	(96.4%)
Interest expense, net	(18.7%)	(8.0%)	(1.4%)
Other income, net	0.9%	4.5%	5.2%
Loss from related party equity method investment including impairment loss	(58.0%)	(51.0%)	(5.5%)
Loss from continuing operations before income taxes	(154.1%)	(204.4%)	(98.1%)
Provision for (benefit from) income taxes	(2.5%)	(29.6%)	0.8%
Net loss from continuing operations	(151.6%)	(174.8%)	(98.9%)
Loss from discontinued operations, net of tax	(50.5%)	(54.2%)	(57.0%)
Net loss	(202.1%)	(229.0%)	(155.9%)

Comparison of the years ended December 31, 2015 , 2016 and 2017

Revenue

(Dollars in thousands)	Year Ended December 31,			Period-To-Period Change			
	2017	2016	2015	2017 vs. 2016		2016 vs. 2015	
	Amount	Amount	Amount	Amount	Percentage	Amount	Percentage
Software-as-a-service	\$ 60,707	\$ 56,210	\$ 13,926	4,497	8.0 %	42,284	303.6 %
Software and hardware	6,093	6,750	14,292	(657)	-9.7 %	(7,542)	-52.8 %
Total software-related revenues	66,800	62,960	28,218	3,840	6.1 %	34,742	123.1 %
Maintenance	10,421	9,089	9,199	1,332	14.7 %	(110)	-1.2 %
Sequencing and molecular analysis	2,554	604	75	1,950	322.8 %	529	705.3 %
Other services	6,901	7,751	8,685	(850)	-11.0 %	(934)	-10.8 %
Total net revenue	\$ 86,676	\$ 80,404	\$ 46,177	\$ 6,272	7.8 %	\$ 34,227	74.1 %

Comparison of the years ended December 31, 2016 and 2017

Total revenue increased \$6.3 million , or 7.8% , from \$80.4 million for the year ended December 31, 2016 to \$86.7 million for the year ended December 31, 2017 . Our total revenue growth was driven primarily by growth in our SaaS, maintenance, and sequencing and molecular analysis revenue categories.

Total software-related revenue was \$66.8 million for the year ended December 31, 2017 compared to \$63.0 million for the year ended December 31, 2016 , an increase of \$3.8 million , or 6.1% . The increase in total software-related revenue was primarily driven by SaaS revenue from our NaviNet and Eviti solutions. This increase was partially offset by a decrease in our software and hardware line of business because of the timing of completed implementations as compared to the same period in the prior year.

Software and hardware revenue decreased \$0.7 million , or 9.7% , for the year ended December 31, 2017 compared to the prior year. The primary driver of this decrease was related to \$0.7 million in lower revenue from completed implementations of DeviceConX compared to the same period in the prior year.

SaaS revenue was \$60.7 million for the year ended December 31, 2017 , an increase of \$4.5 million , or 8.0% , from \$56.2 million compared to the prior year. This growth was primarily driven by higher revenue from our NaviNet and Eviti solutions.

Maintenance revenue increased \$1.3 million , or 14.7% , from \$9.1 million in the year ended December 31, 2016 to \$10.4 million for the year ended December 31, 2017 . This increase was primarily driven by an increase in DeviceConX post contract support maintenance from a larger number of licenses under maintenance.

Sequencing and molecular analysis revenue increased from \$0.6 million for the year ended December 31, 2016 to \$2.6 million for the year ended December 31, 2017. This increase was primarily due to a larger number of GPS samples sequenced and recognized as revenue as compared with last year as a result of either receiving reimbursement from non-contracted payers or from deliveries to patients covered by a contract payer of the GPS test. Currently, we recognize revenue from clients with executed contracts, from signed single case agreements, and from clients without a contractual agreement where we recognize revenue on a cash basis given the uncertainty over reimbursement. As the Company gains additional insurance coverage and reimbursement experience, we expect to be able to reduce the portion of GPS revenue which is recognized on a cash basis.

We have significantly expanded our sales efforts by adding seasoned sales and account management professionals in 2017. In 2017, we grew our GPS provider-facing sales team from 5 to 13 professionals, including an international sales professional in the second quarter of 2017. With the growth of the sales team, we expect to continue to gain traction with physicians in new areas of the US and have seen continued year over year growth in the number of physicians ordering our test.

The commercial team's efforts are focused on increasing reimbursement of the GPS Cancer profile by developing partnerships, which include pilot arrangements with commercial insurance and self-insured employers, expanding physician relationships, and enhancing operational performance and efficiencies. The partnership strategy that we developed for commercial health plans supports an alignment with designated provider/oncology groups within the health plan's network. We work directly with the physician groups to support education of test ordering and interpretation and enable aggregate review of results with the plans. In the initial pilot arrangement that we have with commercial health plan, reimbursement is recognized for each test order throughout the pilot arrangement and the GPS Cancer profile value is assessed by the plan with the goal of full medical policy adoption at pilot end.

We have grown the number of payers and self-insured employers covering our GPS Cancer test and have added several national self-insured employers. We will continue to invest resources in this area and expect growth as a result of our efforts. Our pipeline includes several national and regional health plans and we expect to announce additional pilot contracts before year end. The self-insured employer pipeline includes opportunities with many companies listed on Fortune's 100 list.

Finally, we are pursuing international opportunities via partnerships with locally based resellers around the world. During the third quarter of 2017, we entered into a reseller agreement for GPS Cancer with a large Singapore-based reseller. Under this agreement, the reseller will distribute GPS Cancer to physicians in Singapore, Malaysia, Thailand, Vietnam, and the Philippines. This new contract expands GPS Cancer beyond our existing international coverage in Israel, Italy, Mexico, and the Middle East.

We have also continued focused efforts to enhance reimbursement from plans when profiles are ordered and there is no payer contract in place. We are actively engaging plans with detail which supports a physician's reason for ordering. Our utilization of pre-authorizations and supporting documentation assists in the overall billing and appeal process; optimizing payment with payers, who do not have a formal agreement with us. The GPS Cancer profile provides all information that can be found in other market molecular tests that physicians deem necessary for treatment recommendation and expands insight for the oncologist with the comprehensive information available on each patient tested.

Other services revenue decreased \$0.9 million, or 11.0%, from \$7.8 million in 2016 to \$6.9 million for the year ended December 31, 2017. This was primarily driven by a \$0.6 million decrease in Non-PCS Device Con X revenue due to the timing of project implementations, a \$0.2 million decrease in Non-PCS NaviNet Open revenue as well as a \$0.1 million decrease in home health services.

We believe that significant opportunities exist for expanded cross-sell opportunities of our suite of solutions across our existing customer base, including Eviti and NaviNet customer bases. We also believe that our customer base and our product solutions provide unique opportunities to expand the volume of GPS sequencing analysis reporting to our customer base. Maintaining our current customer base will be important to our future maintenance and SaaS recurring revenue streams.

Comparison of the years ended December 31, 2015 and 2016

Total revenue increased \$34.2 million, or 74.1%, from the year ended December 31, 2015 to \$80.4 million for the year ended December 31, 2016. Our total revenue growth was driven primarily by our acquisition of NaviNet in January 2016. Our acquisition of NaviNet resulted in the contribution of \$40.9 million mainly in SaaS revenue in the year ended December 31, 2016.

Total software-related revenue was \$63.0 million for the year ended December 31, 2016 compared to \$28.2 million for the year ended December 31, 2015, an increase of \$34.7 million or 123.1%. Our total software-related revenue growth was driven primarily by the acquisition of NaviNet in January 2016.

These increases were partially offset by a \$7.5 million decrease in software and hardware revenue, primarily attributed to a decreased amount of completed DeviceConX implementations. DeviceConX revenue is recognized upon the completion of each implementation. A decline of this revenue was attributable to a reduction in the number of completed large implementations during the year ended December 31, 2016, compared to 2015. In 2015, there were more projects in excess of \$1.0 million in contract value completed compared with 2016. We believe opportunities exist to grow software and hardware revenue through completion of both existing implementations as well as executing new sales bookings from our pipeline of opportunities.

SaaS revenue was \$56.2 million for the year ended December 31, 2016, an increase of \$42.3 million, or 303.6%, from \$13.9 million compared to the prior year. This increase was primarily driven by revenue of \$41.0 million from the acquisition of NaviNet in January 2016 in connection with SaaS revenue. In addition, revenue from our Eviti solutions increased \$1.5 million year over year.

Maintenance revenue decreased \$0.1 million , or 1.2% , from \$9.2 million in the year ended December 31, 2015 to \$9.1 million for the year ended December 31, 2016. This decrease was primarily driven by the timing of DeviceConX PCS support.

Sequencing and molecular analysis revenue during the period included revenue recognized for GPS profiles for which fees are fixed and determinable under a payer agreement as well as what was recognized on a cash basis due to uncertainty over reimbursement. For the year ended December 31, 2016, we recorded \$0.6 million in sequencing and molecular analysis revenue compared with \$75 thousand in 2015. This growth was primarily attributed to the commercial launch of GPS cancer in June 2016.

Other services revenue decreased \$0.9 million , or 10.8% , from \$8.7 million in 2015 to \$7.8 million for the year ended December 31, 2016. This was primarily driven by a \$0.7 million decrease in non PCS DeviceConX related services as well as a \$0.2 million decrease in NantHealth Wellness related projects that are no longer part of the company's strategic focus.

Cost of Revenue

(Dollars in thousands)	Year Ended December 31,			Period-To-Period Change			
	2017	2016	2015	2017 vs. 2016		2016 vs. 2015	
	Amount	Amount	Amount	Amount	Percentage	Amount	Percentage
Software-as-a-service	\$ 21,795	\$ 19,883	\$ 3,227	\$ 1,912	9.6 %	16,656	516.1 %
Software and hardware	660	816	(153)	(156)	-19.1 %	969	-633.3 %
Total software-related cost of revenue	22,455	20,699	3,074	1,756	8.5 %	17,625	573.4 %
Maintenance	748	798	411	(50)	-6.3 %	387	94.2 %
Sequencing and molecular analysis	6,029	1,987	39	4,042	203.4 %	1,948	4,994.9 %
Other services	7,118	12,131	11,263	(5,013)	-41.3 %	868	7.7 %
Amortization of developed technologies	5,172	8,492	5,901	(3,320)	-39.1 %	2,591	43.9 %
Total cost of revenue	\$ 41,522	\$ 44,107	\$ 20,688	\$ (2,585)	-5.9 %	\$ 23,419	113.2 %

Comparison of the years ended December 31, 2016 and 2017

Cost of revenue decreased \$2.6 million , or 5.9% , from \$44.1 million in the year ended December 31, 2016 to \$41.5 million for the year ended December 31, 2017 . The primary driver of this decline was a reduction in stock compensation expense of approximately \$5.4 million dollars along with a decline in amortization of developed technologies of \$3.3 million as a result of certain intangible assets being fully amortized. Cost of revenue in 2016 included the cost of the vesting of certain phantom units at the time of our IPO which occurred in 2016. This was partially offset by higher cost of sequencing and offset by higher cost of sequencing and molecular analysis.

Total software-related cost of revenue increased \$1.8 million , or 8.5% , from \$20.7 million in 2016 to \$22.5 million for the year ended December 31, 2017 . The primary driver of this increase was a \$1.9 million in SaaS cost of revenue primarily attributed to increased amortization of deferred implementation costs attributable to our NaviNet solutions.

Sequencing and molecular analysis increased \$4.0 million , or 203.4% , from \$2.0 million in 2016 compared to \$6.0 million in 2017 . We record the cost of revenue expense upon delivery of the GPS report to our clients. As a result, there will be a timing difference between the revenue recorded and the cost of revenue recorded. In addition, the cost of revenue is recorded as defined by the applicable contract with our clients and as outlined in the amended and restated Reseller Agreement for genomic and proteomic sequencing services and related bioinformatics and analysis services with NantOmics. On December 18, 2017, the Company and NantOmics executed Amendment No. 1 to the Second Amended Reseller Agreement. The Second Amended Reseller Agreement is amended to allow fee adjustments with respect to services completed by NantOmics between the amendment effective date of October 1, 2017 to June 30, 2018.

We believe that there are significant opportunities going forward to grow the volume of sequencing and molecular analysis activity which would increase the associated costs of delivering such revenue. We record the cost of revenue expense upon delivery of the GPS report to our clients. There may be a timing difference between the revenue recorded and the cost of revenue recorded in the event that revenue recognition is delayed. Sequencing and molecular analysis revenue in the current period was limited to what could be recognized on a cash basis due to uncertainty over reimbursement for the GPS profiles delivered in the period. As we gain additional insurance coverage and reimbursement experience, we expect to be able to reduce the portion of GPS revenue which is recognized on a cash basis.

Other services cost of revenue decreased \$5.0 million , or 41.3% , from \$12.1 million in 2016 to \$7.1 million for the year ended December 31, 2017 . Several factors contributed to this decline such as a \$2.3 million decrease in cost of revenue associated with sequencing services provided to a research institution, as well as a \$2.2 million decrease in stock compensation expenses due to the timing of stock compensation expenses recorded in connection with the vesting of phantom units upon the consummation of our IPO in June 2016.

Comparison of the years ended December 31, 2015 and 2016

Cost of revenue increased \$23.4 million, or 113.2%, from \$20.7 million in the year ended December 31, 2015 to \$44.1 million for the year ended December 31, 2016. Cost of revenue increased across key categories primarily as a result of the acquisition of NaviNet. Additionally, we incurred \$5.9 million of stock compensation expenses in the year period ended December 31, 2016 compared to zero in 2015 primarily due to the timing of stock compensation expenses recorded in connection with the vesting of phantom units upon the consummation of our IPO in June 2016.

Total software-related cost of revenue increased \$17.6 million, or 573.4%, from \$3.1 million in 2015 to \$20.7 million for the year ended December 31, 2016. The primary driver was the acquisition of NaviNet. Additionally, the Company incurred \$3.0 million of stock compensation expenses in the year ended December 31, 2016 versus zero in the year ended December 31, 2015 primarily due to the timing of stock compensation expenses recorded in connection with the vesting of phantom units upon the consummation of our IPO in June 2016.

Sequencing and molecular analysis increased \$1.9 million, from \$39 thousand in 2015 compared to \$2.0 million in 2016. We record the cost of revenue expense upon delivery of the GPS report to our clients. As a result, there will be a timing difference between the revenue recorded and the cost of revenue recorded. In addition, the cost of revenue is recorded as defined by the applicable contract with our clients and as outlined in the amended and restated Reseller Agreement for genomic and proteomic sequencing services and related bioinformatics and analysis services with NantOmics.

Other services cost of revenue increased \$0.9 million, or 7.7%, from \$11.3 million in 2015 to \$12.1 million for the year ended December 31, 2016. The Company incurred \$2.6 million of stock compensation expenses compared to zero in 2015 primarily due to the timing of stock compensation expenses recorded in connection with the vesting of phantom units upon the consummation of our IPO in June 2016. This increase was partially offset by a \$1.4 million decrease in amounts owed to NantOmics related to sequencing and molecular analysis performed for a research university as well as a \$0.3 million reduction in general overhead due to cost reduction measures.

Amortization expenses related to developed technologies increased \$2.6 million, or 43.9%, from \$5.9 million for the year ended December 31, 2015 to \$8.5 million for the year ended December 31, 2016. This variance is attributable to acquired developed technology as a result of the acquisition of NaviNet.

Selling, General and Administrative

(Dollars in thousands)	Year Ended December 31,			Period-To-Period Change			
	2017	2016	2015	2017 vs. 2016		2016 vs. 2015	
	Amount	Amount	Amount	Amount	Percentage	Amount	Percentage
Selling, general and administrative	\$ 74,976	\$ 105,258	\$ 55,717	\$ (30,282)	(28.8)%	\$ 49,541	88.9%

Comparison of the years ended December 31, 2016 and 2017

For the year ended December 31, 2017 , selling, general and administrative expenses decreased \$30.3 million , or 28.8% , from \$105.3 million in 2016 to \$75.0 million in 2017 . This decrease was primarily due to \$26.4 million decrease in stock compensation expenses in connection with the vesting of phantom units upon consummation of our IPO in 2016. We use the accelerated attribution method to recognize expense for all phantom units since the awards' vesting was subject to the completion of a liquidity event. In addition, there were significant forfeitures due to restructuring. Also, corporate shared services expenses decreased by \$3.8 million due to a reduction in expenses allocated to us by NantWorks. Additionally, personnel related expenses declined by \$0.8 million as a result of the corporate restructuring plan.

Comparison of the years ended December 31, 2015 and 2016

For the year ended December 31, 2016, selling, general and administrative expenses increased \$49.5 million, or 88.9%, from \$55.7 million in 2015 to \$105.3 million in 2016. This increase was primarily due to \$30.3 million increase in stock compensation expenses in connection with the vesting of phantom units upon consummation of our IPO and an increase of \$7.2 million in personnel related expenses, a \$5.9 million increase in professional services as well as selling and marketing expenses in connection with the growth of the business, \$3.7 million due to increased investments in information technology and depreciation and amortization expenses as we invest in assets to support future growth. The balance is due to an increase in general overhead expenses in connection with the NaviNet acquisition.

Research and Development

(Dollars in thousands)	Year Ended December 31,			Period-To-Period Change			
	2017	2016	2015	2017 vs. 2016		2016 vs. 2015	
	Amount	Amount	Amount	Amount	Percentage	Amount	Percentage
Research and development	\$ 33,862	\$ 47,310	\$ 14,248	\$ (13,448)	(28.4)%	\$ 33,062	232.0%

Comparison of the years ended December 31, 2016 and 2017

Research and development expenses decreased \$13.4 million , or 28.4% , from \$47.3 million in 2016 to \$33.9 million in 2017 . This decrease was driven by a decrease of \$10.6 million in stock compensation expense in connection with the vesting of equity awards upon the consummation of our IPO and Series C/restricted stock vesting that occurred during 2016. Also, we saw a \$1.4 million decline in external research and development resources due to timing of certain research and development projects as well as a reduction of \$1.2 million in professional services as well as a \$0.3 million decrease in general travel expenses, achieved as a result of cost saving measures.

Comparison of the years ended December 31, 2015 and 2016

Research and development expenses increased \$33.1 million or 232.0%, from \$14.2 million in 2015 to \$47.3 million in 2016. This increase was driven primarily by a \$24.8 million increase in personnel related expenses primarily due to the acquisition of NaviNet. In addition, there was an increase of \$13.6 million in stock compensation expense in connection with the vesting of equity awards upon the consummation of our IPO and Series C/restricted stock vesting. In addition, we saw a \$2.5 million increase in professional services expenses in connection with the growth of the business as well as the NaviNet acquisition. Also, we saw a \$2.5 million increase in IT related expenses primarily due to the acquisition of NaviNet. Finally, these increases were offset by a \$10 million increase in deferred implementation costs due to the NaviNet acquisition.

Interest Expense, Net

(Dollars in thousands)	Year Ended December 31,			Period-To-Period Change			
	2017	2016	2015	2017 vs. 2016		2016 vs. 2015	
	Amount	Amount	Amount	Amount	Percentage	Amount	Percentage
Interest expense, net	\$ (16,168)	\$ (6,429)	\$ (627)	\$ (9,739)	151.5%	\$ (5,802)	925.4%

In December 2016, we issued an aggregate principal amount of \$107 million of our 5.5% convertible senior notes due 2021 (the "Convertible Notes") in a private placement offering to qualified institutional buyers pursuant to Rule 144A under the Securities Act of 1933, as amended and to non-U.S. persons pursuant to Regulation S under the Securities Act, of which \$10 million were issued to related party. The Convertible Notes will mature on December 15, 2021 unless earlier converted, redeemed or repurchased in accordance with the terms of the Convertible Notes. Please see the section entitled "Liquidity and Capital Resources" below and Note 12 to our audited financial statements included in Item 8 of this Annual Report on Form 10-K for further discussion of the Convertible Notes.

In January 2016, we executed a demand promissory note with NantCapital (the "NantCapital Note"), and a promissory note with NantOmics (the "NantOmics Note"). Through December 31, 2017 , the total advances made by NantCapital and NantOmics to us pursuant to each applicable note amounted to approximately \$112.7 million and \$40.0 million, respectively. We can request additional advances subject to NantCapital and NantOmics approval. Each note bears interest at a per annum rate of 5.0% compounded annually and computed on the basis of the actual number of days in the year.

In May 2016, the NantCapital Note was amended and restated to provide that all outstanding principal and accrued and unpaid interest was due and payable on June 30, 2021, and not on demand. On December 15, 2016, in connection with the offering of the Convertible Notes, we entered into a Second Amended and Restated Promissory Note which amends and restates the Amended and Restated Promissory Note, dated May 9, 2016, between us and NantCapital, to extend the maturity date of the Promissory Note to June 30, 2022 and to subordinate the Promissory Note in right of payment to the Convertible Notes. In addition, in May 2016, the NantOmics Note was amended and restated to provide that all outstanding principal and accrued and unpaid interest would be converted into shares of our common stock at the IPO price at the time of pricing of the IPO. Later in May 2016, the NantOmics Note was further amended and restated to remove the automatic conversion feature and to provide that all outstanding principal and accrued and unpaid interest is due and payable on June 30, 2021, and not on demand. In June 2016, the NantOmics Note was further amended and restated to provide that all outstanding principal and accrued and unpaid interest will be converted into shares of our common stock at the IPO price after the pricing of the IPO and after the LLC Conversion. The NantOmics Note and all related accrued interest was converted on June 1, 2016 into 2,899,297 shares of our common stock in connection with our IPO. As a result, as of December 31, 2017, there were no unpaid amounts related to the advances on the NantOmics Note. Please see the section entitled "Liquidity and Capital Resources" below and Note 19 to our audited financial statements included in Item 8 of this Annual Report on Form 10-K for further discussion of these notes.

Comparison of the years ended December 31, 2016 and 2017

Interest expense, net, increased by \$9.7 million, from \$6.4 million for the year ended December 31, 2016 to \$16.2 million for the year ended December 31, 2017. This increase was primarily attributable to the \$10.0 million interest expense related to the Convertible Notes that were issued in December 2016, including coupon interest expense, amortization of debt discounts and amortization of deferred financing offering costs, partially offset by a \$0.7 million decrease in interest on related party notes with NantOmics and NantCapital.

Comparison of the years ended December 31, 2015 and 2016

Interest expense, net, increased by \$5.8 million, from \$0.6 million for the year ended December 31, 2015 to \$6.4 million for the year ended December 31, 2016. This increase was primarily attributable to a \$5.5 million increase in accrued interest expense under the NantOmics and the NantCapital notes. In addition, there was \$0.3 million in interest expense related to the Convertible Notes that were issued in December 2016, including coupon interest expense, amortization of debt discounts and amortization of deferred financing offering costs.

Other Income (Expense), net

(Dollars in thousands)	Year Ended December 31,			Period-To-Period Change			
	2017	2016	2015	2017 vs. 2016		2016 vs. 2015	
	Amount	Amount	Amount	Amount	Percentage	Amount	Percentage
Other income (expense), net	\$ 800	\$ 3,593	\$ 2,410	\$ (2,793)	-77.7 %	\$ 1,183	49.1%

Comparison of the years ended December 31, 2016 and 2017

Other income decreased by \$2.8 million, from \$3.6 million for the year ended December 31, 2016 to \$0.8 million other income for the year ended December 31, 2017. For the year ended December 31, 2017, we recognized a variance of \$1.6 million in foreign exchange transactions going from a gain of \$1.3 million in 2016 to a loss of \$0.3 million in 2017. In addition, there was a \$0.9 million variance in unrealized fair value changes to the Convertible Notes bifurcated derivative.

During the year ended December 31, 2016 we recorded a reduction in fair value of derivatives liability of \$1.2 million, related to the convertible notes interest make-whole issued in December 2016. During the year ended December 31, 2017, we recorded a reduction in fair value of \$0.3 million.

Comparison of the years ended December 31, 2015 and 2016

Other income (expense), net, increased by \$1.2 million, from \$2.4 million other income for the year ended December 31, 2015 to \$3.6 million other income for the year ended December 31, 2016. This was primarily due to a \$1.6 million variance in foreign exchange transactions going from a loss of \$0.3 million in 2015 to a gain of \$1.3 million in 2016.

Loss from Related Party Equity Method Investment including impairment loss

(Dollars in thousands)	Year Ended December 31,			Period-To-Period Change			
	2017	2016	2015	2017 vs. 2016		2016 vs. 2015	
	Amount	Amount	Amount	Amount	Percentage	Amount	Percentage
Loss from related party equity method Investment including impairment loss	\$ (50,334)	\$ (40,994)	\$ (2,584)	\$ (9,340)	22.8%	\$ (38,410)	1,486.5%

Comparison of the years ended December 31, 2016 and 2017

For the year ended December 31, 2017, loss from equity method investment increased \$ 9.3 million compared to the prior year, from \$41.0 million during the year ended December 31, 2016 to \$50.3 million during the year ended December 31, 2017. Our loss from equity investments in the year ended December 31, 2017 and 2016 included \$36.0 million and \$29.8 million non-cash impairment charges, respectively as a result of our determination that the fair value of our investment in NantOmics had declined below our carrying value as of June 30, 2017 and December 31, 2016, respectively, and that this decline in value was other than temporary. The decline in the fair value of our investment in NantOmics was primarily caused by a change in the risk profile of our financial projections for NantOmics resulting from the delay in our GPS revenue growth.

The increase in loss from equity method investments was due to the impairment mentioned above, our pro rata share of losses from our investment in NantOmics, and the amortization of the basis difference in the investment. We report our share of NantOmics' loss and the amortization of basis difference using a one quarter lag.

Comparison of the years ended December 31, 2015 and 2016

For the year ended December 31, 2016, loss from equity method investment increased \$38.4 million compared to the prior year, from \$2.6 million during the year ended December 31, 2015 to \$41.0 million during the year ended December 31, 2016. Our loss from equity investments in the year ended December 31, 2016 included a \$29.8 million non-cash impairment charge as a result of our determination that the fair value of our investment in NantOmics had declined below our carrying value as of December 31, 2016, and that this decline in value was other than temporary. The decline in the fair value of our investment in NantOmics was primarily caused by a change in the risk profile of our financial projections for NantOmics resulting from the delay in our GPS revenue growth.

The increase in loss from equity method investments was due to the impairment mentioned above, our pro rata share of losses from our investment in NantOmics, and the amortization of the basis difference in the investment. We report our share of NantOmics' loss and the amortization of basis difference using a one quarter lag.

Provision for (Benefits from) Income taxes

(Dollars in thousands)	Year Ended December 31,			Period-To-Period Change			
	2017	2016	2015	2017 vs. 2016		2016 vs. 2015	
	Amount	Amount	Amount	Amount	Percentage	Amount	Percentage
Provision for (benefit from) income taxes	\$ (2,203)	\$ (23,797)	\$ 391	\$ 21,594	(90.7)%	\$ (24,188)	(6,186.2)%

Comparison of the years ended December 31, 2016 and 2017

For the year ended December 31, 2017, the benefit from income taxes in continuing operations was \$2.2 million, compared with a \$23.8 million benefit for income taxes during the year ended December 31, 2016.

In 2017, we recorded a benefit from income taxes in the continuing operations in the amount of \$3.0 million due to the tax law changes under the Tax Cuts and Jobs Act of 2017.

On December 22, 2017, the Tax Cuts and Jobs Act of 2017, or the Tax Act, was signed into law making significant changes to the Code. Changes include, but are not limited to, a corporate tax rate decrease to 21% effective for tax years beginning after December 31, 2017. This change in tax rate resulted in a reduction in our net U.S. deferred tax assets before valuation allowance by \$46.5 million, which was mostly offset by a reduction in our valuation allowance. The other provisions of the Tax Act, including the one-time transition tax on the mandatory deemed repatriation of cumulative foreign earnings, did not have a material impact on our financial statements as of December 31, 2017.

In 2016, the Company recorded a benefit from income taxes in the amount of \$8.7 million arising from a deferred tax asset valuation allowance release due to the LLC conversion to a C corporation and forming a federal tax consolidated group. The deferred tax liability previously recorded in purchase accounting of NaviNet became a source of income for the valuation allowance release. The Company also recorded in 2016 an income tax benefit in the amount of \$8.6 million, arising from the recording of a deferred tax expense in additional paid in capital due to the convertible notes conversion option recorded to equity. The remaining income tax benefit mainly results from amortization of purchase accounting intangibles.

Comparison of the years ended December 31, 2015 and 2016

For the year ended December 31, 2016, the benefit from income taxes was \$23.8 million, compared with a \$0.4 million provision for income taxes during the year ended December 31, 2015.

Liquidity and Capital Resources

Sources of Liquidity

As of December 31, 2017, we had cash and cash equivalents and marketable securities of \$61.7 million, compared to \$157.6 million as of December 31, 2016, of which \$0.2 million and \$0.2 million, respectively, related to foreign subsidiaries. We believe our existing cash, cash equivalents and ability to borrow from affiliated entities will be sufficient to fund operations through at least 12 months following the issuance date of the financial statements based upon our Chairman and CEO's intent and ability to support our operations with additional funds as required. We may also seek to sell additional equity, through one or more follow-on public offerings or in separate financings, or sell additional debt securities or obtain a credit facility. However, we may not be able to secure such financing in a timely manner or on favorable terms. Without additional funds, we may choose to delay or reduce its operating or investment expenditures. Further, because of the risk and uncertainties associated with the commercialization of our existing products as well as products in development, we may need additional funds to meet its needs sooner than planned. To date, our primary sources of capital were private placement of membership interests prior to its IPO, debt financing agreements, including the promissory note with Nant Capital, LLC ("NantCapital"), convertible notes, and its IPO.

Convertible Notes

In December 2016, we entered into a purchase agreement (the "Purchase Agreement") with J.P. Morgan Securities LLC and Jefferies LLC, as representatives of the several initial purchasers named therein (collectively, the "Initial Purchasers"), to issue and sell \$90.0 million in aggregate principal amount of our 5.50% Convertible Senior Notes due 2021 (the "Convertible Notes") in a private placement to qualified institutional buyers pursuant to Rule 144A under the Securities Act of 1933, as amended (the "Securities Act") and to non-U.S. persons pursuant to Regulation S under the Securities Act. In December 2016, we entered into a purchase agreement (the "Cambridge Purchase Agreement") with Cambridge Equities, L.P., an entity affiliated with Dr. Patrick Soon-Shiong, our Chairman and Chief Executive Officer ("Cambridge"), to issue and sell \$10.0 million in aggregate principal amount of the Convertible Notes in a private placement pursuant to an exemption from the registration requirements of the Securities Act afforded by Section 4(a)(2) of the Securities Act. In December 2016, pursuant to the exercise of the over-allotment by the Initial Purchasers, we issued an additional \$7.0 million principal amount of the Convertible Notes. The total net proceeds from this offering were approximately \$102.7 million, comprised of \$9.9 million from Cambridge and \$92.8 million from the Initial Purchasers, after deducting of Initial Purchasers' discount and debt issuance costs of \$4.3 million in connection with the Convertible Notes offering.

On December 21, 2016, we entered into an Indenture, relating to the issuance of the Convertible Notes (the “Indenture”), by and between us and U.S. Bank National Association, as trustee (the “Trustee”). The interest rates are fixed at 5.50% per year, payable semi-annually on June 15 and December 15 of each year, beginning on June 15, 2017. The Convertible Notes will mature on December 15, 2021, unless earlier repurchased by us or converted pursuant to their terms. The initial conversion rate of the Convertible Notes is 82.3893 shares of common stock per \$1 thousand principal amount of Convertible Notes (which is equivalent to an initial conversion price of approximately \$12.14 per share). Prior to the close of business on the business day immediately preceding September 15, 2021, the Convertible Notes will be convertible only under the following circumstances: (1) during any calendar quarter commencing after March 31, 2017 (and only during such calendar quarter), if, for at least 20 trading days (whether or not consecutive) during the 30 consecutive trading day period ending on the last trading day of the immediately preceding calendar quarter, the last reported sale price of our common stock on such trading day is greater than or equal to 120% of the conversion price on such trading day; (2) during the five business day period after any five consecutive trading day period in which, for each day of that period, the trading price per \$1 thousand principal amount of the Convertible Notes for such trading day was less than 98% of the product of the last reported sale price of the Company’s common stock and the conversion rate on such trading day; or (3) upon the occurrence of specified corporate transactions. Upon conversion, the Convertible Notes will be settled in cash, shares of the Company’s common stock or any combination thereof at our option.

Upon the occurrence of a fundamental change (as defined in the Indenture), holders may require us to purchase all or a portion of the Convertible Notes in principal amounts of \$1 thousand or an integral multiple thereof, for cash at a price equal to 100% of the principal amount of the Convertible Notes to be purchased plus any accrued and unpaid interest to, but excluding, the fundamental change purchase date. The conversion rate will be subject to adjustment upon the occurrence of certain specified events.

NantCapital Note

In January 2016, we issued the NantCapital Note to NantCapital, a personal investment vehicle for Dr. Patrick Soon-Shiong, our Chairman and CEO, and the NantOmics Note to NantOmics. As of March 31, 2016, the total advances made by NantCapital and NantOmics to us pursuant to each applicable note was approximately \$112.7 million and \$40.0 million, respectively. In May 2016, the NantCapital Note was amended and restated to provide that all outstanding principal and accrued and unpaid interest is due and payable on June 30, 2021, and not on demand. In May 2016, the NantCapital Note was amended and restated to provide that all outstanding principal and accrued and unpaid interest is due and payable on June 30, 2021, and not on demand. On December 15, 2016, in connection with the offering of the Convertible Notes, we entered into a Second Amended and Restated Promissory Note which amends and restates the Amended and Restated Promissory Note, dated May 9, 2016, between us and NantCapital, to, among other things, extend the maturity date of the Promissory Note and to subordinate the Promissory Note in right of payment to the Convertible Notes. We can request additional advances subject to NantCapital approval, and the NantCapital Note bears interest at a per annum rate of 5.0% compounded annually and computed on the basis of the actual number of days in the year. NantCapital has the option, but not the obligation, to require us to repay any such amount in cash, Series A-2 units of NantOmics (based on a per unit price of \$1.484) held by us, shares of our common stock based on a per share price of \$18.6126 (if such equity exists at the time of repayment), or any combination of the foregoing at the sole discretion of NantCapital.

If we raise additional funds by issuing equity securities or securities convertible into equity, our stockholders could experience dilution. Additional debt financing, if available, may involve covenants restricting our operations or our ability to incur additional debt. Any additional debt financing or additional equity that we raise may contain terms that are not favorable to us or our stockholders and require significant debt service payments, which diverts resources from other activities. Additional financing may not be available at all, or in amounts or on terms acceptable to us. If we are unable to obtain additional financing, we may be required to delay the development, commercialization and marketing of our products and scale back our business and operations.

Cash Flows

The following table sets forth our primary sources and uses of cash for the periods indicated:

	Year Ended December 31,		
	2017	2016	2015
Cash provided by (used in):			
Operating activities	\$ (81,148)	\$ (70,634)	\$ (74,000)
Investing activities	(12,275)	(88,765)	(95,262)
Financing activities	(5,335)	313,594	171,688
Effect of exchange rate changes on cash and cash equivalents	65	169	(136)
Net increase (decrease) in cash and cash equivalents	\$ (98,693)	\$ 154,364	\$ 2,290

To date, our operations have been primarily financed through the proceeds from related party promissory notes and through equity issuances, including net cash proceeds from our IPO and net cash proceeds from our Convertible Notes private placement. In June 2016, we sold 6,900,000 shares of common stock at a price of \$14.00 per share, which includes 400,000 shares sold to the underwriter upon exercise of their overallotment option to purchase additional shares of our Company. We raised net proceeds of \$83.6 million from our IPO, after underwriting fees, discounts and commissions of \$4.9 million and other offering costs of \$8.1 million. In December 2016 we issued Convertible Notes to related party and others for net proceeds of \$102.7 million, \$9.9 million from Cambridge and \$92.8 million from others, respectively, after deducting underwriting discounts and commissions and offering costs of \$4.3 million.

Operating Activities

Our cash flows from operating activities have been driven by rate of revenue, billings, and collections, the timing and extent of spending to support product development efforts, and enhancements to existing services, and the timing of general and administrative expenses, and the continuing market acceptance of our solution. In addition, our net loss in the year ended December 31, 2017 has been significantly greater than our use of cash for operating activities due to the inclusion of substantial non-cash charges.

Cash used in operating activities of \$81.1 million in the year ended December 31, 2017 was a result of our continued significant investments in research and development, sales and marketing, and increased expenses incurred as we became a public company, including costs associated with public company reporting and corporate governance requirements, and other expenses incurred to grow our business. In the year ended December 31, 2017, \$102.7 million, or 59% of our net loss of \$175.2 million consisted of non-cash items, including a \$4.5 million in stock-based compensation, \$28.1 million of depreciation and amortization, a \$50.3 million equity in net loss of a related party investment, \$9.6 million of loss on sale of business and dissolution of business component, \$5.1 million deferred income taxes, net expense, a \$0.2 million provision for accounts receivable bad debts, a \$0.7 million inventory provision, \$4.4 million amortization of debt discounts and deferred financing offering costs, and partially offset by a \$0.3 million decrease in fair value of derivatives liability.

Cash used in operating activities in the year ended December 31, 2017 included a decrease in prepaid expenses and other current assets of \$0.6 million, a \$2.2 million increase in deferred implementation costs due to an increase in business activity associated with the growth of our business, \$1.9 million in reduction in accounts payable, \$6.3 million reduction in accrued and other liabilities, a \$1.0 million decrease in deferred revenue, and a \$0.3 million increase in other assets and liabilities. The cash used in operating activities was offset by a \$0.2 million decrease in inventories, an increase in \$2.8 million in related party payables, net, and decrease \$0.6 million of related party receivable, net.

Cash used in operating activities of \$70.6 million in the year ended December 31, 2016 was a result of our continued significant investments in research and development, sales and marketing, and increased expenses incurred as we became a public company, including costs associated with public company reporting and corporate governance requirements, and other expenses incurred to grow our business. In the year ended December 31, 2016, \$102.6 million, or 56% of our net loss of \$184.1 million consisted of non-cash items, including a \$54.0 million in stock-based compensation, \$30.9 million of depreciation and amortization, a \$41.0 million equity in net loss of a related party investment, a \$0.5 million provision for accounts receivable bad debts, a \$0.5 million inventory provision, and other non-cash expenses of \$0.1 million. The non-cash expenses were partially offset by non-cash income related to a deferred income tax benefit of \$23.4 million.

Cash used in operating activities in the year ended December 31, 2016 included a \$6.0 million increase in deferred implementation costs due to an increase in business activity associated with the growth of our business, \$5.6 million in payments to vendors, and a \$0.3 million increase in related party receivables, net. The cash used in operating activities was offset by a \$8.1 million decrease in accounts receivable, net attributable to the receipt of payments from our clients, a decrease in prepaid expenses and other current assets of \$3.5 million, a \$3.9 million increase in deferred revenue due to increased billings during the year ended December 31, 2016, a \$3.8 million increase in accrued expenses, and an increase in \$4.2 million in related party payables, net.

Cash used in operating activities of \$74.0 million during the year ended December 31, 2015 was a result of spending on selling, administrative structure, and research and development efforts. In the year ended December 31, 2015, \$20.4 million, or 28%, of our net loss of \$72.0 million consisted of non-cash items, including \$15.8 million of depreciation and amortization, \$1.4 million in stock-based compensation, and \$0.3 million of changes in fair value of marketable securities. Cash used in operating activities during the year ended December 31, 2015 included a \$21.2 million decrease in deferred revenue, a \$4.7 million decrease in related party payables, net, a \$4.2 million increase in prepaid expenses and other assets, and a \$4.2 million increase in deferred implementation costs, which were partially offset by an increase of \$7.2 million in accounts payable and accrued expenses, a \$3.6 million decrease in accounts receivable, net and, a decrease of \$1.0 million in inventory, and a decrease of \$0.2 million in related party receivables, net.

Investing Activities

Our primary investing activities have consisted of acquisitions to expand our features and functionality of NantHealth solutions and capital expenditures to develop our software as well as to purchase computer equipment and furniture and fixtures in support of expanding our infrastructure.

We used \$12.3 million of cash in investing activities in the year ended December 31, 2017, primarily comprised of \$13.6 million of purchases of equipment and investments in our capitalized software and \$0.4 million of purchases of marketable securities offset by \$1.7 million of cash consideration as an estimated working capital payment related to the Allscripts sale.

We used \$88.8 million of cash in investing activities in the year ended December 31, 2016, primarily comprised of \$78.7 million related to our acquisition of NaviNet, \$15.8 million of purchases of equipment and investments in our capitalized software, partially offset by consideration received related to acquisitions of \$4.4 million, proceeds from sale of marketable securities of \$1.3 million and proceeds from sale of equipment of \$0.1 million.

We used \$95.3 million of cash in investing activities in the year ended December 31, 2015, primarily comprised of investments in NantOmics of \$150.8 million, acquisition of HCS of \$48.1 million, investments in our capitalized software and purchase of computer equipment and furniture and fixtures of approximately \$8.2 million, purchase of intangible asset of \$5.0 million, and \$1.8 million purchase of IOBS, partially offset by the proceeds of the sale of the marketable securities for \$136.3 million.

Financing Activities

Cash used in financing activities in the year ended December 31, 2017 of \$5.3 million was due to payment to tax authorities on the employee's behalf to satisfy withholding requirements on income earned from vested shares.

Cash provided by financing activities in the year ended December 31, 2016 of \$313.6 million was primarily due to \$152.7 million in proceeds from the issuance of related party promissory notes, \$83.6 million of proceeds from our initial public offering, net of underwriting discounts and commissions and offering expenses, as well as \$9.9 million and \$92.8 million, respectively of proceeds from the sale of convertible notes to a related party and others, net of underwriting discounts and commissions and offering expenses. In addition, cash provided by financing activities was also due to \$3.8 million in deemed capital contribution from our Chairman and CEO. These proceeds were partially offset by \$23.3 million of reductions in notes payable related to the NaviNet acquisition, and \$5.8 million payment to tax authorities on the employee's behalf to satisfy withholding requirements on income earned from vested shares.

Cash provided by financing activities of \$171.7 million in the year ended December 31, 2015 was primarily due to \$200.0 million in proceeds from an issuance of equity interests to Allscripts in addition to deemed capital contribution from our Chairman and CEO of \$6.2 million. These proceeds were partially offset by \$34.5 million payments of related party promissory notes.

Contractual Obligations, Commitments and Contingencies

Our principal commitments consist of obligations under our outstanding debt obligations, non-cancellable leases for our office space and certain equipment and vendor contracts to provide research services, and purchase obligations and minimum commitments under license agreements and reseller agreements. The following table summarizes these contractual obligations as of December 31, 2017 in thousands:

Contractual Obligations	Payments Due by Period				
	Total	Less than 1 year	1-3 years	3-5 years	More than 5 years
Purchasing obligations	\$ 381,235	\$ 2,235	\$ 4,000	\$ 50,000	\$ 325,000
Long term debt obligations:					
Related party promissory note	154,685	—	—	154,685	—
Related party convertible notes	10,000	—	—	10,000	—
Other convertible notes	97,000	—	—	97,000	—
Operating leases and capital leases obligations	2,613	1,721	700	192	—
Total Obligations	\$ 645,533	\$ 3,956	\$ 4,700	\$ 311,877	\$ 325,000

In September 2016, we entered into a Second Amended and Restated Reseller Agreement, ("Reseller Agreement"), for genomic and proteomic sequencing services and related bioinformatics and analysis services with NantOmics, with an effective date of June 19, 2015. The Reseller Agreement has a contract period from June 2015 through December 31, 2020, subject to three potential three-year renewal options if we meet certain GPS Cancer thresholds. We agreed to pay NantOmics non-cancellable annual minimum fees of \$2.0 million for each of the calendar years from 2016 through 2020, and subject to us exercising at least one of our renewal options, we are required to pay annual minimum fees to NantOmics of \$25.0 million for each of the calendar years from 2021 through 2023 and \$50.0 million per year for each of the calendar years from 2024 through 2029. We have the ability to terminate this agreement without cause. The Reseller Agreement permits us to use vendors other than NantOmics to provide any or all of the services that are currently being provided by NantOmics and clarifies that we are responsible for order fulfillment and branding.

New Accounting Pronouncements

See Note 2, "Summary of Significant Accounting Policies" of accompanying Notes to Consolidated and Combined Financial Statements for a discussion of new accounting standards.

Off-Balance Sheet Arrangements

During the periods presented, we did not have any off-balance sheet arrangements.

Related Party Transactions

See Note 19 of accompanying notes to Consolidated and Combined Financial Statements for a discussion of related party transactions.

Critical Accounting Policies and Significant Judgments and Estimates

This Management's Discussion and Analysis of our Financial Condition and Results of Operations is based on our Consolidated and Combined Financial Statements, which we have prepared in accordance with accounting principles generally accepted in the United States. The preparation of our financial statements requires us to make estimates and assumptions that affect the reported amounts of assets and liabilities and the disclosure of contingent assets and liabilities at the date of our financial statements, as well as the reported revenues and expenses during the reported periods. We evaluate these estimates and judgments on an ongoing basis. We base our estimates on historical experience and on various other factors that we believe are reasonable under the circumstances, the results of which form the basis for making judgments about the carrying value of assets and liabilities that are not readily apparent from other sources. Actual results may differ from these estimates under different assumptions or conditions.

Revenue Recognition

Revenue is recognized when persuasive evidence of an arrangement exists, services or products have been provided to the client, fees are fixed or determinable, and collectibility is reasonably assured. While most of the our arrangements include short-term payment terms, we on occasion provide payment terms to clients in excess of one year from the date of contract signing. We do not recognize revenue for arrangements containing these extended payment terms until such payments become due. Certain of our customer arrangements allow for termination for convenience with advanced notice. Such termination rights do not allow for refunds other than prepaid PCS or other services. These provisions do not affect the recognition of revenue. We also have certain arrangements which allow for termination and refunds of fees in the event that software acceptance by the customer has not occurred. In these instances, we will defer all revenue until software acceptance has occurred.

The sequencing and molecular analysis revenue is primarily generated from payments received from commercial third-party payers, hospitals and other provider networks and patients. We report revenue from arrangements with these customers on a gross basis in accordance with ASC 605-45, *Principal Agent Considerations*. We recognize revenue from these arrangements when all revenue recognition criteria have been met or on a cash basis when it cannot conclude that the fees are fixed or determinable and collectibility is reasonably assured. We use judgment in our assessment of whether the fees are fixed or determinable and whether collectibility is reasonably assured in determining when to recognize revenue in the future as it continues to gain payment experience with our customers. Accordingly, we expect to recognize revenue on a cash basis when we cannot conclude that the fees from a particular customer are fixed or determinable and collectibility is reasonably assured until it has a sufficient history to reliably estimate payment patterns from such customer.

We engage in various multiple-element arrangements, which may generate revenue across any of the sources noted above. For multiple-element software arrangements that involve the sale of our proprietary software, PCS, and other software-related services, VSOE of fair value is required to allocate and recognize revenue for each element. VSOE of fair value is determined based on the price charged in which each deliverable is sold separately. We have established VSOE for PCS on certain of our software solutions using the Stated Renewal Method. In this instance, we have determined that our stated renewals are substantive and appropriate for use in the Stated Renewal Method. We have not yet established VSOE of fair value for any element other than PCS for our arrangements. In situations where VSOE of fair value exists for PCS but not a delivered element (typically the software license and services elements), the residual method is used to allocate revenue to the undelivered element equal to its VSOE value with the remainder allocated to the delivered elements. In situations in which VSOE of fair value does not exist for all of the undelivered software-related elements, revenue is deferred until only one undelivered element remains (typically the PCS element) and then recognized following the pattern of delivery of the final undelivered element. Our multiple element arrangements typically provide for renewal of PCS terms upon expiration of the original term. The amounts of these PCS renewals are recognized as revenue ratably over the specified PCS renewal period.

For non-software arrangements that include multiple elements, primarily consisting of our SaaS agreements, revenue recognition involves the identification of separate units of accounting after consideration of combining and/or segmenting contracts and allocation of the arrangement consideration to the units of accounting on the basis of their relative selling price. The selling price used for each deliverable is based on VSOE of fair value, if available, third party evidence, or TPE, of fair value if VSOE is not available, or our best estimate of selling price if neither VSOE nor TPE is available. In determining the units of accounting for these arrangements, we evaluate whether each deliverable has standalone value as defined in the Financial Accounting Standards Board's guidance. Our SaaS arrangements are treated as a single unit of accounting as the professional services do not have standalone value. As a result, we recognize initial system implementation and deployment fees ratably over a period of time from when the system implementation or deployment services are completed and accepted by the customer over the longer of the life of the agreement or the estimated customer life. SaaS revenue consists of revenue earned from clients (typically on a monthly basis) for use of our subscription or license-based solutions and services. We recognize revenue from such contracts ratably over the contract period.

If an arrangement to deliver software requires significant production, modification or customization of the licensed software, we account for the arrangement as a construction-type contract. Currently we recognize revenue for these arrangements using the completed-contract method as it does not currently have sufficient information to reliably estimate the percentage of completion for these projects. We consider these arrangements to be substantially complete upon the clients' acceptance of the software and related professional services and consistently apply this policy to all contract accounting arrangements.

Transaction processing fees are recognized on a monthly basis based on the number of transactions processed and the fee per transaction.

Revenue derived from reseller arrangements is recognized when the resellers, in turn, sell the software solution to their clients and installation of the software solution has occurred, provided all other revenue recognition criteria are met. This is commonly referred to as the sell-through method and we defer recognition until there is a sell-through by the reseller to an actual end user clients and acceptance by the end user has occurred.

Stock-Based Compensation

We account for stock-based compensation arrangements granted to employees in accordance with ASC 718, *Compensation—Stock Compensation*, by measuring the grant date fair value of the award and recognizing the resulting expense over the period during which the employee is required to perform service in exchange for the award.

We account for stock based compensation arrangements issued to non-employees using the fair value approach prescribed by ASC 505-50, *Equity-Based Payments to Non-Employees*. The value of non-employee stock-based compensation is re-measured at the end of each reporting period until the award vests and is recognized as stock-based compensation expense over the period during which the non-employee provides the services.

Stock-based compensation expense for both employee and non-employee awards is recognized on a straight-line basis over the appropriate service period for awards that are only subject to service conditions and is recognized using the accelerated attribution method for awards that are subject to performance conditions. Stock-based compensation expense is only recognized for awards subject to performance conditions if it is probable that the performance condition will be achieved.

All excess tax benefits and tax deficiencies are recognized as income tax benefit or expense in the income statement as discrete items in the reporting period in which they occur, and such tax benefits and tax deficiencies are not included in the estimate of an entity's annual effective tax rate, applied on a prospective basis. The recognition of excess tax benefits is not deferred until the benefit is realized through a reduction to taxes payable. When we apply the treasury stock method, in calculating diluted earnings per share, excess tax benefits, if applicable, are excluded and deficiencies from the calculation of assumed proceeds since such amounts are recognized in the income statement. Excess tax benefits if applicable, are classified as operating activities in the same manner as other cash flows related to income taxes on the statement of cash flows. We have elected to account for forfeitures when they occur. Cash paid by us when directly withholding shares for tax withholding purposes is classified as a financing activity in the Statement of Cash Flows.

Profits Interest Plan

On December 3, 2013, we adopted the Profits Interests Plan and reserved an aggregate of 63.8 million Series C units for issuance to our associates, consultants and contractors in consideration for bona fide services provided.

The Series C units were considered profits interests of us and did not entitle their holders (the "Series C members") to receive distributions if we were liquidated immediately after the grant. Instead, the Series C members were entitled to receive an allocation of a portion of our profits and losses arising after the date of the grant and, subject to vesting conditions, distributions made of a portion of our profits arising after the grant date of the Series C units. Grants of the Series C units were either fully vested, partially vested, or entirely unvested at the time of the grant as determined by our Board of Directors.

Series C members were not entitled to receive any distributions until our aggregate distributions exceeded a hurdle amount applicable to those Series C units. The hurdle amount for each grant was determined by the Board of Directors at the date of issuance of such units. After all other members received their applicable hurdle amount, the Series C members were entitled to receive their percentage interest of such excess distributions.

Prior to the LLC Conversion on June 1, 2016, we had 3.5 million Series C units outstanding. Upon the LLC Conversion on June 1, 2016, we issued 28,973 shares of common stock to holders of vested Series C units and 10,462 shares of restricted stock to holders of unvested Series C units. The shares of restricted stock issued to holders of unvested profits interest are subject to forfeiture until becoming fully vested in accordance with the terms of the original Series C unit grant agreements.

Stock compensation expense for the Series C units/restricted stock issued to the nonemployees is calculated based on the fair value of the award on each balance sheet date and the attribution of that cost is being recognized ratably over the vesting period.

Phantom Unit Plan

On March 31, 2015, we approved the Phantom Unit Plan. The maximum number of phantom units that may be issued under the Phantom Unit Plan is equal to 11.6 million minus the number of issued and outstanding Series C units. As of December 31, 2017, we had 1.3 million phantom units outstanding under the Phantom Unit Plan. Each grant of phantom units made to a participant under the Phantom Unit Plan vests over a defined service period, subject to completion of a liquidity event, and is subject to forfeiture upon termination of the participant's continuous service to us for any reason. Our IPO satisfied the liquidity event condition, and the phantom units now entitle their holders to cash or non-cash payments in an amount equal to the number of vested units held by that participant multiplied by the fair market value of our common stock, as determined by our board of directors.

We intend to settle all vested phantom unit payments held by United States-based participants in shares of our common stock and classified these awards as equity awards in our Consolidated Balance Sheets. Awards held by participants who are based outside of the United States will be settled in cash and are classified within accrued expenses on our Consolidated Balance Sheet as of December 31, 2017 and 2016. In order to satisfy payroll withholding tax obligations triggered by the issuance of shares of common stock to holders of vested phantom units, we issue recipients a net lower number of shares of common stock to satisfy tax withholding obligations, and remitted a cash payment for the related withholding taxes.

During the years ended December 31, 2017 and 2016, the Company issued 0.9 million and 1.1 million shares, respectively, of common stock to participants of the Phantom Unit Plan based in the United States, after withholding approximately 0.5 million and 0.5 million shares, respectively, to satisfy tax withholding obligations. The Company made a cash payment of \$3.1 million and \$5.8 million to cover employee withholding taxes upon the settlement of these vested phantom units during the years ended December 31, 2017 and 2016. During the years ended December 31, 2017 and 2016 the Company also paid \$0.3 million and \$0.2 million, respectively, to cash-settle 59 thousand and 17 thousand vested phantom units, respectively, held by participants of the Phantom Unit Plan based outside of the United States, and to pay cash in lieu of fractional shares for vested units held by participants based in the United States.

Change in fair value of derivative liability

We have classified the interest make-whole provision of our convertible notes due 2021 issued in December 2016 as a derivative liability that is recorded at fair value. This derivative liability is subject to re-measurement at each balance sheet date and we recognize any change in fair value in our Consolidated and Combined Statements of Operations and Comprehensive Loss as a change in fair value of the derivative liability. The change in the fair value of this derivative liability of \$0.3 million and \$1.2 million for the year ended December 31, 2017 and 2016 is due primarily to the change in the value of our common stock.

Income taxes

FASB ASC Topic 740 Income Taxes ("Topic 740") provides the accounting treatment for uncertainty in income taxes recognized in an enterprise's financial statements. Topic 740 prescribes a recognition threshold and measurement attribute for the financial statement recognition and measurement of a tax position taken or expected to be taken in a tax return. Topic 740 also provides guidance on derecognizing, classification, interest and penalties, accounting in interim periods, disclosure and transition.

Significant management judgment is required in determining our provision for income taxes, our deferred tax assets and liabilities, tax contingencies, unrecognized tax benefits, and any required valuation allowance, including taking into consideration the probability of the tax contingencies being incurred. Management assesses this probability based upon information provided to us by our tax advisers, our legal advisers and similar tax cases. If at a later time our assessment of the probability of these tax contingencies changes, our accrual for such tax uncertainties may increase or decrease.

Tax Cuts and Jobs Act, or the Tax Act, was enacted on December 22, 2017 and significantly reforms the U.S. Internal Revenue Code of 1986, as amended, or the Code. The Tax Act lowers U.S. federal corporate income tax rates, changes the utilization of future net operating loss carryforwards, allows for the expensing of certain capital expenditures, and puts into effect sweeping changes to U.S. taxation of international business activities. As a result, our net U.S. deferred tax assets and corresponding valuation allowances will be revalued at the new U.S. corporate rate. We continue to examine the impact this tax reform legislation may have on our business. The impact of this tax reform on us and on holders of our common stock is uncertain and could seriously harm our business.

Utilization of Net Operating Loss Carryforwards

We had federal, state and foreign income tax NOL carryforwards of approximately \$353.5 million, \$271.9 million and \$0.0 million, respectively, available to offset taxable income in tax year 2018 and thereafter. The federal NOL's will start to expire in year 2021.

Under Sections 382 and 383 of the Code, if a corporation undergoes an "ownership change" (generally defined as a greater than 50% change (by value) in its equity ownership over a three-year period), the corporation's ability to use its pre-change net operating loss carry forwards and other pre-change tax attributes to offset its post-change income may be limited. We believe that we have recently undergone one or more ownership changes. The above NOL amounts do not include the NOLs expected to expire before they can be utilized under Section 382.

The occurrence of such ownership changes could limit our ability to utilize our NOLs and possibly other tax attributes. Limitations imposed on our ability to use NOLs and other tax attributes to offset future taxable income could cause us to pay U.S. federal income taxes earlier than we otherwise would if such limitations were not in effect. Any further ownership change also could cause such NOLs and other tax attributes to expire unused, thereby reducing or eliminating the benefit of such NOLs and other tax attributes to us and adversely affecting our future cash flows.

In addition, we may determine that varying state laws with respect to NOL utilization may result in lower limits, or an inability to utilize NOLs in some states altogether, which could result in us incurring additional state income taxes. In the event that state law results in lower limits, or an inability to utilize loss carryforwards, or we become subject to federal alternative minimum tax, this could adversely affect our future cash flows.

Business Combinations

We account for business combinations using the acquisition method of accounting. Under the acquisition method, assets acquired and liabilities assumed are recorded at their respective fair values as of the acquisition date. Any excess of the purchase price over the estimated fair values of the net assets acquired is recorded as goodwill. We routinely monitor the factors impacting the acquired assets and liabilities. Transaction related costs are expensed as incurred. The operating results of the acquired business are reflected in our Consolidated and Combined Financial Statements as of the acquisition date.

Software Developed for Internal Use

We account for the costs of computer software obtained or developed for internal use in accordance with FASB ASC 350, " *Intangibles — Goodwill and Other* " ("ASC 350"). Computer software development costs are expensed as incurred, except for internal use software that qualify for capitalization as described below, and include employee related expenses, including salaries, benefits and stock-based compensation expenses; costs of computer hardware and software; and costs incurred in developing features and functionality. These capitalized costs are included in property and equipment on the Consolidated Balance Sheets. We expense costs incurred in the preliminary project and post implementation stages of software development and capitalize costs incurred in the application development stage and costs associated with significant enhancements to existing internal use software applications. Software costs are amortized using the straight-line method over an estimated useful life of three years commencing when the software project is ready for its intended use.

Goodwill and Intangible Assets

Goodwill acquired in a business combination and determined to have an indefinite useful life is not amortized but is tested for impairment annually as of October 1 or between annual tests when an impairment indicator exists. In the event there is a change in reporting units or segments, we will test for impairment at the reporting unit. A component of an operating segment is a reporting unit if the component constitutes a business for which discrete financial information is available and segment management regularly reviews the operating results of that component.

As part of the annual impairment test, we may conduct an assessment of qualitative factors to determine whether it is more likely than not that the fair value of a reporting unit is less than its carrying amount. In a qualitative assessment, we would consider the macroeconomic conditions, including any deterioration of general conditions, industry and market conditions, including any deterioration in the environment where the reporting unit operates, increased competition, changes in the products/services and regulator and political developments; cost of doing business; overall financial performance, including any declining cash flows and performance in relation to planned revenues and earnings in past periods; other relevant reporting unit specific facts, such as changes in management or key personnel or pending litigation, and events affecting the reporting unit, including changes in the carrying value of net assets.

If an optional qualitative goodwill impairment assessment is not performed, we are required to determine the fair value of each reporting unit. If a reporting unit's fair value is lower than its carrying value, we must determine the amount of implied goodwill that would be established if the reporting unit was hypothetically acquired on the impairment test date. If the carrying amount of a reporting unit's goodwill exceeds the amount of implied goodwill, we would record an impairment loss equal to the excess.

The determination of fair value of a reporting unit is based on a combination of a market approach that considers benchmark company market multiples and an income approach that uses discounted cash flows for each reporting unit utilizing Level 3 inputs. Under the income approach, we determine the fair value based on the present value of the most recent income projections for each reporting unit and calculates a terminal value utilizing a terminal growth rate. The significant assumptions under this approach include, among others: income projections, which are dependent on sales to new and existing clients, new solution introductions, client behavior, competitor pricing, operating expenses, the discount rate and the terminal growth rate. The cash flows used to determine fair value are dependent on a number of significant management assumptions based on historical experience, expectations of future performance, and the expected economic environment. Estimates are subject to change given the inherent uncertainty in predicting future results. Additionally, the discount rate and the terminal growth rate are based on judgment of the rates that would be utilized by a hypothetical market participant.

Accounting guidance requires that definite-lived intangible assets be amortized over their respective estimated useful lives and reviewed for impairment whenever events or changes in circumstances indicate that their carrying amounts may not be recoverable. We estimate the useful lives of the intangible assets and ratably amortize the value over the estimated useful lives of those assets. If the estimates of the useful lives change, we will amortize the remaining book value over the remaining useful lives or, if an asset is deemed to be impaired, a write-down of the value of the asset to its fair value may be required at such time.

Investment in Related Party

Investment in and advances to a related party in which we have a substantial ownership interest of approximately 20% to 50%, or for which we exercise significant influence but not control over policy decisions, are accounted for by the equity method. An investment in a limited liability company that is similar to a partnership is also accounted for under the equity method if more than minor influence over the operation of the investee exists (generally through more than 3-5% ownership). As part of that accounting, we recognize gains and losses that arise from the issuance of stock by a related party that results in changes in the proportionate share of the dollar amount of the related party's equity.

The investment in related party is assessed for possible impairment when events indicate that the fair value of the investment may be below the carrying value. When such a condition is deemed to be other than temporary, the carrying value of the investment is written down to its fair value, and the amount of the write-down is included in net loss. In making the determination as to whether a decline is other than temporary, we consider such factors as the duration and extent of the decline, the investee's financial performance, and our ability and intention to retain the investment for a period that will be sufficient to allow for any anticipated recovery in the investment's market value. The new cost basis of the investment is not changed for subsequent recoveries in fair value.

In the case of our related party investee, NantOmics, a privately held limited liability company, the fair value of our equity method investment is estimated using the income approach. The income approach utilizes a discounted cash flow model incorporating management's expectations of the investee's future revenue, operating expenses, and earnings before interest, taxes, depreciation and amortization, capital expenditures and an anticipated tax rate ("EBITDA"). The related cash flow forecasts are discounted using an estimated weighted average cost of capital ("WACC") at the date of valuation.

We base our assumptions on projected financial information that we believe is reasonable, but those assumptions require judgment and are forward looking in nature. However, actual results may differ materially from those projections. The most impactful assumptions would include estimated revenues, estimated EBITDA margins and the WACC. For example, if NantOmics' revenues were subsequently materially lower than expected, if significant adverse changes were to occur in its operating environment, if a significant increase in the discount rate were to be needed, and/or if changes in other assumptions were to happen, our estimate of the fair value of our equity investment in NantOmics could change materially.

Qualitative matters that may impact our estimates of the fair value of our equity investment in NantOmics include assumptions regarding the timing and ramp of provider, payer and pharma adoption of genomic and proteomic tests, accompanying market pricing pressures on our GPS Test and resultant impact on amounts owed by us under a reseller arrangement to NantOmics, potential success of alternate diagnostic testing solutions from competitors, regulatory impacts, technological shifts and advances in diagnostic testing for cancer, and laboratory operational matters that may impact NantOmics' ability to deliver its services in sufficient scale.

At June 30, 2017 and at December 31, 2016, as a result of our analysis of the estimated fair value of our investment, we recorded an other than temporary impairment on our equity method investment in NantOmics of \$36.0 million and \$29.8 million, respectively. We based our assumptions on projected financial information that we believe is reasonable; however, actual results may differ materially from those projections. It is reasonably possible that the estimate of the impairment will change in the near term if future NantOmics revenues are materially lower than expected; if future EBITDA margins are materially lower than expected; and/or, if we were to determine that the WACC used in a future discounted cash flow model would need to be significantly increased. These three estimates represent the most significant drivers of the estimated fair value of the discounted cash flow model. To demonstrate, as of June 30, 2017, while holding all other estimates in our estimated discounted cash flow model constant, a 100 basis point decline in our discrete and terminal period revenue growth rate and EBITDA margins, and a 100 basis point increase in the WACC used in the model would have resulted in respective increases in the other than temporary impairment of \$18.0 million, \$7.0 million, and \$20.0 million, respectively, on our equity method investment in NantOmics.

Differences between the carrying value of an equity investment and its underlying equity in the net assets of the related party are assigned to the extent practicable to specific assets and liabilities based on our analysis of the various factors giving rise to the difference. When appropriate, our share of the related party's reported earnings is adjusted quarterly to reflect the difference between these allocated values and the related party's historical book values.

JOBS Act

On April 5, 2012, the Jumpstart Our Business Startups Act of 2012, or the JOBS Act, was enacted. Section 107 of the JOBS Act provides that an “emerging growth company” can take advantage of the extended transition period provided in Section 7(a)(2)(B) of the Securities Act for complying with new or revised accounting standards. In other words, an “emerging growth company” can delay the adoption of certain accounting standards until those standards would otherwise apply to private companies. We have irrevocably elected not to avail ourselves of this extended transition period and, as a result, we adopt new or revised accounting standards on the relevant dates on which adoption of such standards is required for other public companies. Subject to certain conditions set forth in the JOBS Act, as an “emerging growth company,” we intend to rely on certain exemptions and reduced reporting requirements provided by the JOBS Act, including those relating to (i) providing an auditor’s attestation report on our system of internal control over financial reporting pursuant to Section 404(b) of the Sarbanes-Oxley Act and (ii) complying with any requirement that may be adopted by the Public Company Accounting Oversight Board regarding mandatory audit firm rotation or a supplement to the auditor’s report providing additional information about the audit and the financial statements, known as the auditor discussion and analysis. We will remain an “emerging growth company” until the earliest of (i) the last day of our first fiscal year in which we have total annual gross revenues of \$1 billion or more, (ii) the date on which we are deemed to be a “large accelerated filer” under the rules of the SEC with at least \$700 million of outstanding equity securities held by non-affiliates, (iii) the date on which we have issued more than \$1 billion in non-convertible debt during the previous three years, or (iv) the last day of our fiscal year following the fifth anniversary of the date of the completion of our initial public offering.

Item 7A. Quantitative and Qualitative Disclosures About Market Risk

Interest Rate Risk

As of December 31, 2017, we had \$61.7 million in cash and cash equivalents and marketable securities which were held for working capital purposes. Our cash and cash equivalents and marketable securities are comprised primarily of mutual funds listed on active exchanges, U.S. treasury securities, money market funds, and cash held in FDIC - insured institutions. Our investments are made for capital preservation purposes. We do not enter into investments for trading or speculative purposes. All our investments are denominated in U.S. dollars. If overall interest rates had decreased by 10% during the periods presented, our interest income would not have been materially affected.

Credit Risk

Our cash equivalents and our portfolio of marketable securities are subject to market risk due to changes in interest rates. Fixed rate securities may have their market value adversely affected due to a rise in interest rates, while floating rate securities may produce less income than expected if interest rates fall. Due in part to these factors, our future investment income may fall short of expectations due to changes in interest rates or we may suffer losses in principal if we are forced to sell securities that decline in market value due to changes in interest rates.

Foreign Currency Risk

We maintain offices in the United Kingdom and have selected clients in the Canada, Europe, the Middle East, Southeast Asia and United Kingdom. However, due to the low volume of activity outside the United States, the foreign currency risk is minimal. The effect of a 10% adverse change in exchange rates on foreign currency denominated cash and payables as of December 31, 2017 would not have been material. However, fluctuations in currency exchange rates could harm our business in the future.

Item 8. Consolidated and Combined Financial Statements and Supplementary Data

NantHealth, Inc.
Consolidated and Combined Financial Statements
Years Ended December 31, 2017, 2016 and 2015
(Dollars in thousands, except per share amounts)

	Page
Report of Independent Registered Public Accounting Firm	<u>109</u>
Consolidated Balance Sheets	<u>110</u>
Consolidated and Combined Statements of Operations	<u>111</u>
Consolidated and Combined Statements of Comprehensive Loss	<u>112</u>
Consolidated and Combined Statements of Changes in Stockholders' / Members' Equity	<u>113</u>
Consolidated and Combined Statements of Cash Flows	<u>114</u>
Notes to Consolidated and Combined Financial Statements	<u>116</u>

NantOmics, LLC
Consolidated and Combined Financial Statements
Years Ended December 31, 2017, 2016 and 2015
(In thousands, except per unit amounts)

Independent Auditors' Report	<u>158</u>
Consolidated Balance Sheets	<u>159</u>
Consolidated and Combined Statements of Operations and Comprehensive Loss	<u>160</u>
Consolidated and Combined Statements of Changes in Members' Equity	<u>161</u>
Consolidated and Combined Statements of Cash Flows	<u>162</u>
Notes to Consolidated and Combined Financial Statements	<u>164</u>

Report of Independent Registered Public Accounting Firm

To the Stockholders and the Board of Directors of NantHealth, Inc.

Opinion of the Financial Statements

We have audited the accompanying consolidated balance sheets of NantHealth, Inc. (the Company) as of December 31, 2017 and 2016, the related consolidated and combined statements of operations, comprehensive loss, stockholders'/members' equity and cash flows for each of the three years in the period ended December 31, 2017, and the related notes (collectively referred to as the "consolidated financial statements"). In our opinion, the consolidated financial statements present fairly, in all material respects, the financial position of the Company at December 31, 2017 and 2016, and the results of its operations and its cash flows for each of the three years in the period ended December 31, 2017, in conformity with U.S. generally accepted accounting principles.

Basis for Opinion

These financial statements are the responsibility of the Company's management. Our responsibility is to express an opinion on the Company's financial statements based on our audits. We are a public accounting firm registered with the Public Company Accounting Oversight Board (United States) (PCAOB) and are required to be independent with respect to the Company in accordance with the U.S. federal securities laws and the applicable rules and regulations of the Securities and Exchange Commission and the PCAOB.

We conducted our audits in accordance with the standards of the PCAOB. Those standards require that we plan and perform the audit to obtain reasonable assurance about whether the financial statements are free of material misstatement, whether due to error or fraud. The Company is not required to have, nor were we engaged to perform, an audit of its internal control over financial reporting. As part of our audits we are required to obtain an understanding of internal control over financial reporting but not for the purpose of expressing an opinion on the effectiveness of the Company's internal control over financial reporting. Accordingly, we express no such opinion.

Our audits included performing procedures to assess the risks of material misstatement of the financial statements, whether due to error or fraud, and performing procedures that respond to those risks. Such procedures included examining, on a test basis, evidence regarding the amounts and disclosures in the financial statements. Our audits also included evaluating the accounting principles used and significant estimates made by management, as well as evaluating the overall presentation of the financial statements. We believe that our audits provide a reasonable basis for our opinion.

/s/ Ernst & Young LLP

We have served as the Company's auditor since 2013.

Los Angeles, California

March 16, 2018

NantHealth, Inc.
Consolidated Balance Sheets
(Dollars in thousands, except share and per share amounts)

	December 31,	
	2017	2016
Assets		
Current assets		
Cash and cash equivalents	\$ 61,660	\$ 157,573
Accounts receivable, net	11,491	11,673
Inventories	839	1,685
Deferred implementation costs	1,960	606
Related party receivables, net	585	693
Prepaid expenses and other current assets	5,358	3,356
Current assets of discontinued operations	—	9,992
Total current assets	81,893	185,578
Property, plant, and equipment, net	18,517	20,129
Deferred implementation costs, net of current	3,951	3,201
Deferred income tax assets, net	—	84
Goodwill	114,625	114,625
Intangible assets, net	69,424	78,812
Investment in related party	156,863	207,197
Related party receivable, net of current	1,727	1,971
Other assets	2,195	2,111
Noncurrent assets of discontinued operations	—	70,683
Total assets	<u>\$ 449,195</u>	<u>\$ 684,391</u>
Liabilities and Stockholders' Equity		
Current liabilities		
Accounts payable	\$ 3,164	\$ 6,039
Accrued and other current liabilities	18,134	20,032
Deferred revenue	10,057	9,600
Related party payables, net	4,504	8,082
Current liabilities of discontinued operations	—	13,496
Total current liabilities	35,859	57,249
Deferred revenue, net of current	7,126	11,127
Related party liabilities	11,500	5,612
Related party promissory note	112,666	112,666
Related party convertible note, net	7,947	7,564
Convertible notes, net	74,845	70,810
Deferred income taxes, net	5,838	—
Other liabilities	112	820
Noncurrent liabilities of discontinued operations	—	6,949
Total liabilities	255,893	272,797
Stockholders' equity		
Common stock, \$0.0001 par value per share, 750,000,000 shares authorized; 108,383,602 and 121,250,437 shares issued and outstanding at December 31, 2017 (including 3,490 shares of restricted stock) and 2016 (including 6,976 shares of restricted stock), respectively	10	12
Additional paid-in capital	886,669	886,334
Accumulated deficit	(693,233)	(475,273)
Accumulated other comprehensive (loss) income	(144)	521
Total stockholders' equity	193,302	411,594
Total liabilities and stockholders' equity	<u>\$ 449,195</u>	<u>\$ 684,391</u>

The accompanying notes are an integral part of these Consolidated and Combined Financial Statements.

NantHealth, Inc.
Consolidated and Combined Statements of Operations
(Dollars in thousands, except share and per share amounts)

	Year Ended December 31,		
	2017	2016	2015
Revenue:			
Software-as-a-service	\$ 60,707	\$ 56,210	\$ 13,926
Software and hardware	6,093	6,750	14,292
Total software-related revenue	66,800	62,960	28,218
Maintenance	10,421	9,089	9,199
Sequencing and molecular analysis	2,554	604	75
Other services	6,901	7,751	8,685
Total net revenue	86,676	80,404	46,177
Cost of Revenue:			
Software-as-a-service	21,795	19,883	3,227
Software and hardware	660	816	(153)
Total software-related cost of revenue	22,455	20,699	3,074
Maintenance	748	798	411
Sequencing and molecular analysis	6,029	1,987	39
Other services	7,118	12,131	11,263
Amortization of developed technologies	5,172	8,492	5,901
Total cost of revenue	41,522	44,107	20,688
Gross profit	45,154	36,297	25,489
Operating Expenses:			
Selling, general and administrative	74,976	105,258	55,717
Research and development	33,862	47,310	14,248
Amortization of acquisition-related assets	4,216	4,217	22
Total operating expenses	113,054	156,785	69,987
Loss from operations	(67,900)	(120,488)	(44,498)
Interest expense, net	(16,168)	(6,429)	(627)
Other income, net	800	3,593	2,410
Loss from related party equity method investment including impairment loss	(50,334)	(40,994)	(2,584)
Loss from continuing operations before income taxes	(133,602)	(164,318)	(45,299)
Provision for (benefit from) income taxes	(2,203)	(23,797)	391
Net loss from continuing operations	(131,399)	(140,521)	(45,690)
Loss from discontinued operations, net of tax	(43,812)	(43,581)	(26,321)
Net loss	\$ (175,211)	\$ (184,102)	\$ (72,011)
Basic and diluted net income (loss) per share (1) :			
Continued operations - common stock	\$ (1.12)	\$ (1.30)	\$ (0.69)
Discontinued operations - common stock	\$ (0.37)	\$ (0.39)	\$ (0.30)
Total net loss per common stock	\$ (1.49)	\$ (1.69)	\$ (0.99)
Basic and diluted net income per redeemable common stock	N/A	\$ 0.99	\$ 1.50
Weighted average shares outstanding (1) :			
Basic and diluted - common stock	116,737,860	111,600,650	88,970,842
Basic and diluted - redeemable common stock	N/A	5,005,855	10,714,285

The accompanying notes are an integral part of these Consolidated and Combined Financial Statements.

⁽¹⁾ The net income (loss) per share and weighted-average shares outstanding have been computed to give effect to the LLC Conversion (See Note 16) that occurred on June 1, 2016, prior to the Company's initial public offering ("IPO"). In conjunction with the LLC Conversion, (a) all of the Company's outstanding units automatically converted into shares of common stock, based on the relative rights of the Company's pre-IPO equityholders as set forth in the Company's limited liability company agreement, and (b) the Company adopted and filed a certificate of incorporation with the Secretary of State of Delaware and adopted bylaws. The Company adopted and filed an amendment to its certificate of incorporation with the Secretary of State of the state of Delaware to effect a 1-for-5.5 reverse stock split of its common stock on June 1, 2016. See Note 18 for the calculation of net income (loss) per share for common stock and redeemable common stock for the years ended December 31, 2017, 2016 and 2015.

The net loss per share for the common stock for the year ended December 31, 2016 and 2015 reflects \$4,958 and \$16,042 in accretion value allocated to the redeemable common stock. The redeemable common stock contained a put right, which expired on June 20, 2016. As a result, and as of that date, the shares were no longer redeemable and were included in common stock.

The accompanying notes are an integral part of these Consolidated and Combined Financial Statements.

NantHealth, Inc.
Consolidated and Combined Statements of Comprehensive Loss
(Dollars in thousands)

	Year Ended December 31,		
	2017	2016	2015
Net loss	\$ (175,211)	\$ (184,102)	\$ (72,011)
Other comprehensive loss, net of reclassification adjustments and taxes:			
Amounts reclassified from accumulated other comprehensive income ⁽¹⁾	(977)	—	—
Other comprehensive income (loss) from foreign currency translation	312	608	(136)
Comprehensive loss	<u>\$ (175,876)</u>	<u>\$ (183,494)</u>	<u>\$ (72,147)</u>

⁽¹⁾ See Note 3 for a discussion of this reclassification of foreign currency translation adjustment.

The accompanying notes are an integral part of these Consolidated and Combined Financial Statements.

NantHealth, Inc.
Consolidated and Combined Stockholders' / Members' Equity
(Dollars in thousands)

	Members' Equity		Common Stock		Additional Paid-In Capital	Accumulated Deficit	Accumulated Other Comprehensive Income (Loss)	Total Equity
	Units	Amount	Shares	Amount				
Balance at December 31, 2014	481,024,678	\$ 283,912	—	\$ —	\$ —	\$ (219,160)	\$ 49	\$ 64,801
Issuance of membership interests	59,367,813	200,774	—	—	—	—	—	200,774
Stock-based compensation expense (pre LLC conversion)	835,680	1,429	—	—	—	—	—	1,429
Deemed capital contributions from chairman and CEO (pre LLC conversion)	—	6,190	—	—	—	—	—	6,190
Series F put right accretion (pre LLC conversion)	—	(16,042)	—	—	—	—	—	(16,042)
Other comprehensive loss	—	—	—	—	—	—	(136)	(136)
Net loss	—	—	—	—	—	(72,011)	—	(72,011)
Balance at December 31, 2015	541,228,171	476,263	—	—	—	(291,171)	(87)	185,005
Issuance of membership interests	15,513,726	52,500	—	—	—	—	—	52,500
Stock-based compensation expense (pre LLC conversion)	—	170	—	—	—	—	—	170
Deemed capital contributions from chairman and CEO (pre LLC conversion)	—	830	—	—	—	—	—	830
Series F put right accretion (pre LLC conversion)	—	(4,375)	—	—	—	—	—	(4,375)
Conversion of members' interests	(556,741,897)	(525,388)	99,661,906	10	525,378	—	—	—
Issuance of common stock upon conversion of related party promissory note	—	—	2,899,297	—	40,590	—	—	40,590
Issuance of common stock in initial public offering, net of \$13,034 in offering costs	—	—	6,900,000	1	83,565	—	—	83,566
Series F put right accretion (post LLC conversion)	—	—	—	—	(583)	—	—	(583)
Redeemable common stock put right expiration	—	—	10,714,285	1	170,999	—	—	171,000
Stock-based compensation expense (post LLC conversion)	—	—	—	—	54,925	—	—	54,925
Shares issued in connection with employee stock plans, net of shares withheld for employee taxes	—	—	1,074,949	—	(5,838)	—	—	(5,838)
Deemed capital contributions from Chairman and CEO (post LLC conversion)	—	—	—	—	2,980	—	—	2,980
Equity component of the convertible notes issuance, net	—	—	—	—	14,318	—	—	14,318
Other comprehensive income	—	—	—	—	—	—	608	608
Net loss	—	—	—	—	—	(184,102)	—	(184,102)
Balance at December 31, 2016	—	—	121,250,437	12	886,334	(475,273)	521	411,594
Stock-based compensation expense	—	—	—	—	5,670	—	—	5,670
Shares issued in connection with employee stock plans, net of shares withheld for employee taxes	—	—	2,133,165	—	(5,335)	—	—	(5,335)
Retirement of stock	—	—	(15,000,000)	(2)	—	(42,749)	—	(42,751)
Other comprehensive loss	—	—	—	—	—	—	(665)	(665)
Net loss	—	—	—	—	—	(175,211)	—	(175,211)
Balance at December 31, 2017	—	\$ —	108,383,602	\$ 10	\$ 886,669	\$ (693,233)	\$ (144)	\$ 193,302

The accompanying notes are an integral part of these Consolidated and Combined Financial Statements.

NantHealth, Inc.
Consolidated and Combined Statements of Cash Flows
(Dollars in thousands)

	Year Ended December 31,		
	2017 (1)	2016 (1)	2015 (1)
Cash flows from operating activities:			
Net loss	\$ (175,211)	\$ (184,102)	\$ (72,011)
Adjustments to reconcile net loss to net cash used in operating activities:			
Loss on sale of business and dissolution of a business component	9,648	—	—
Provision for bad debt expense	220	549	207
Inventory provision	692	499	7
Depreciation and amortization	28,055	30,933	15,788
Loss from related party equity method investment including impairment loss	50,334	40,994	2,584
Amortization of debt discounts and deferred financing offering cost	4,417	108	—
Change in fair value of derivatives liability	(264)	(1,228)	—
Unrealized changes in fair value of marketable securities	—	(49)	(3,624)
Realized changes in fair value of marketable securities	—	49	3,971
Deferred income taxes, net	5,059	(23,385)	—
Stock-based compensation	4,511	53,952	1,429
Other noncash expense	—	144	—
Changes in operating assets and liabilities, net of business combinations:			
Accounts receivable, net	4	8,111	3,580
Inventories	196	(570)	982
Related party receivables, net	623	(325)	228
Prepaid expenses and other current assets	(588)	3,495	(4,245)
Deferred implementation costs	(2,214)	(5,952)	(4,155)
Accounts payable	(1,852)	(5,644)	1,731
Accrued and other current liabilities	(6,321)	3,787	5,450
Deferred revenue	(999)	3,853	(21,158)
Related party payables, net	2,832	4,220	(4,738)
Other assets and liabilities	(290)	(73)	(26)
Net cash used in operating activities	(81,148)	(70,634)	(74,000)
Cash flows from investing activities:			
Proceeds from sale of business, net of cash disposed	1,721	—	—
Acquisitions of businesses, net of cash acquired	—	(78,725)	(50,548)
Deferred consideration for acquisition	—	4,358	—
Purchase of property and equipment including internal use software	(13,636)	(15,780)	(8,244)
Proceeds from sales of property and equipment	—	138	—
Purchases of intangible assets	—	—	(5,000)
Investments in unconsolidated related parties	—	—	(150,816)
Purchase of cost method investment	—	—	(1,750)
Purchases of marketable securities	(360)	(31)	(15,219)
Proceeds from sales of marketable securities	—	1,275	136,315
Net cash used in investing activities	(12,275)	(88,765)	(95,262)
Cash flows from financing activities:			
Proceeds from issuance of convertible notes to others, net of offering costs	—	92,797	—
Proceeds from issuance of convertible notes to related party, net of offering costs	—	9,917	—
Proceeds from (payment of) related party promissory notes	—	152,666	(34,502)
Proceeds from issuance of membership interests	—	—	200,000
Proceeds from initial public offering, net of offering costs	—	83,566	—
Deemed capital contribution from Chairman and CEO	—	3,810	6,190

NantHealth, Inc.
Consolidated and Combined Statements of Cash Flows (Continued)
(Dollars in thousands)

Tax payments related to stock issued, net of stock withheld, for vested phantom units	(5,335)	(5,838)	—
Payment of short-term notes payable	—	(23,324)	—
Net cash (used in) provided by financing activities	(5,335)	313,594	171,688
Effect of exchange rate changes on cash and cash equivalents	65	169	(136)
Net (decrease) increase in cash and cash equivalents	(98,693)	154,364	2,290
Cash and cash equivalents, beginning of period (including cash of discontinued operations)	160,353	5,989	3,699
Cash and cash equivalents, end of period	\$ 61,660	\$ 160,353	\$ 5,989

Year Ended December 31,

	2017 ⁽¹⁾	2016 ⁽¹⁾	2015 ⁽¹⁾
Supplemental disclosure of cash flow information:			
Interest paid	\$ (5,778)	\$ (11)	\$ (2,193)
Interest received	63	119	599
Noncash investing and financing activities:			
Noncash consideration (common stock) from sale of Business (Note 3) and subsequent retirement of stock	42,749	—	—
Purchases of property and equipment (including internal use software)	759	2,962	—
Transfer of marketable securities as investment in unconsolidated related party	—	—	99,184
Equity component reclassification of the convertible notes issuance, net	—	14,318	—
Conversion of related party promissory note and interest payable to common stock	—	40,590	—
Reclassification of redeemable common stock to common stock (former Series F units)	—	171,000	—
Accretion to redemption value of Series F / redeemable common stock	—	4,958	16,042

⁽¹⁾ The statements for 2015, 2016 and 2017 include provider/patient engagement solutions business.

The accompanying notes are an integral part of these Consolidated and Combined Financial Statements.

NantHealth, Inc.
Notes to Consolidated and Combined Financial Statements
(Dollars in thousands, except share and per share amounts)

Note 1. Description of Business and Basis of Presentation

Nature of Business

Nant Health, LLC was formed on July 7, 2010, as a Delaware limited liability company. On June 1, 2016, Nant Health, LLC converted into a Delaware corporation (the "LLC Conversion") and changed its name to NantHealth, Inc. ("NantHealth"). NantHealth, together with its subsidiaries (the "Company"), is a healthcare IT company converging science and technology. The Company works to transform clinical delivery with actionable clinical intelligence at the moment of decision, enabling clinical discovery through real-time machine learning systems. The Company's technology empowers physicians, patients, payers and researchers to transcend genomics into the world of proteomics. NantHealth is a majority-owned subsidiary of NantWorks, LLC ("NantWorks"), which is a subsidiary of California Capital Equity, LLC ("Cal Cap"). The three companies were founded by and are led by Dr. Patrick Soon-Shiong.

On August 25, 2017, the Company sold substantially all of the assets of the Company's provider/patient engagement solutions business. The sale will enable the Company to focus on its core competencies of genomic sequencing, clinical decision support, connected care, and payer engagement.

As of December 31, 2017, the Company conducted the majority of its operations in the United States, Canada, the United Kingdom, and Singapore.

LLC Conversion and Initial Public Offering

On June 1, 2016, immediately prior to the pricing of its initial public offering ("IPO") and in conjunction with the LLC Conversion, all outstanding units of Nant Health, LLC were automatically converted into shares of the Company's common stock. Immediately following the LLC Conversion, the Company effected a 1-for-5.5 reverse stock split of its common stock. All share and per share amounts in the Consolidated and Combined Financial Statements and notes thereto have been retroactively adjusted, where necessary, to give effect to this reverse stock split.

On June 7, 2016, the Company completed its IPO, whereby it sold 6,500,000 shares of common stock at a public offering price of \$14.00 per share. Additionally, on June 9, 2016, the underwriters partially exercised their option to purchase an additional 400,000 shares of common stock at \$14.00 per share.

The Company received a total of \$83,566 in proceeds from its IPO, after deducting underwriting discounts and commissions and offering costs of \$13,034. The offering was registered under the Securities Act of 1933, as amended, on a registration statement on Form S-1 (Registration No. 333-211196), as amended.

Basis of Presentation and Principles of Consolidation

The accompanying Consolidated and Combined Financial Statements include the financial statements of NantHealth and its wholly owned subsidiaries and other entities in which NantHealth has a controlling financial interest. The transfer and assignment by NantWorks to NantHealth of the equity interests in NantCloud Services, LLC ("NantCloud") on May 31, 2015 was recorded and presented at its carryover basis since NantHealth and the transferor are under common control. The historical statements of operations, stockholders' / members' equity and cash flows of NantCloud have been combined with the Company's statements of operations, stockholders' / members' equity and cash flows beginning on the date of inception of common control of the entity. All intercompany accounts and transactions have been eliminated in consolidation. These Consolidated and Combined Financial Statements have been prepared in accordance with accounting principles generally accepted in the United States of America ("GAAP"). Certain reclassifications have been made to prior period amounts to conform to the current year presentation.

The results of operations of the entities disposed of are included in the Consolidated and Combined Financial Statements up to the date of disposal and, where appropriate, these operations have been reflected as discontinued operations. Assets and liabilities of the discontinued operations are presented separately in the asset and liability sections of the prior period balance sheet.

NantHealth, Inc.
Notes to Consolidated and Combined Financial Statements
(Dollars in thousands, except share and per share amounts)

The accompanying consolidated and combined financial statements have been prepared assuming the Company will continue as a going concern, which contemplates the realization of assets and the satisfaction of liabilities in the normal course of business, and do not include any adjustments to reflect the possible future effects on the recoverability and classification of assets or amounts and classification of liabilities that may result from the outcome of this uncertainty. The Company believes its existing cash, cash equivalents and ability to borrow from affiliated entities will be sufficient to fund operations through at least 12 months following the issuance date of the financial statements based upon the Company's Chairman and CEO's intent and ability to support the Company's operations with additional funds as required. The Company may also seek to sell additional equity, through one or more follow-on public offerings or in separate financings, or sell additional debt securities or obtain a credit facility. However, the Company may not be able to secure such financing in a timely manner or on favorable terms. Without additional funds, the Company may choose to delay or reduce its operating or investment expenditures. Further, because of the risk and uncertainties associated with the commercialization of the Company's existing products as well as products in development, the Company may need additional funds to meet its needs sooner than planned. To date, the Company's primary sources of capital were private placement of membership interests prior to its IPO, debt financing agreements, including the promissory note with Nant Capital, LLC ("NantCapital"), convertible notes, and its IPO.

Note 2. Summary of Significant Accounting Policies

Use of Estimates

The preparation of consolidated financial statements in conformity with GAAP requires management to make estimates and assumptions that affect the amounts reported in the Consolidated and Combined Financial Statements and accompanying notes. Actual results may differ from those estimates. The estimates and assumptions used in the accompanying Consolidated and Combined Financial Statements are based upon management's evaluation of the relevant facts and circumstances at the balance sheet date. On an ongoing basis, the Company evaluates its estimates, including those related to revenue recognition, accounts receivable allowance, inventory provisions, useful lives of long-lived assets and intangible assets, income taxes, stock-based compensation, impairment of long-lived assets and intangible assets, expected performance against minimum reseller commitments and the fair value of its investments and derivatives liability. The Company bases its estimates on historical experience and on various other assumptions that are believed to be reasonable, the results of which can affect the reported amounts of assets and liabilities as of the date of the financial statements, as well as the reported amounts of revenue and expenses during the periods presented.

Variable Interest Entities

The Company evaluates its ownership interests, contractual rights and other interests in entities to determine if the entities are variable interest entities ("VIEs"), if it has a variable interest in those entities, and the nature and extent of those interests. These evaluations are highly complex and involve judgment, the use of estimates and assumptions based on available historical information. In order for the Company to be the primary beneficiary of a VIE, it must have both (1) the power to direct the activities of a VIE that most significantly affect the VIE's economic performance and (2) the obligation to absorb losses or the right to receive benefits that, in either case, could potentially be significant to the VIE. The Company consolidates entities of which it is the primary beneficiary.

The Company determines whether it is the primary beneficiary of a VIE upon its initial involvement with the VIE and reassesses whether it is the primary beneficiary on an ongoing basis. This determination is based upon an analysis of the design of the VIE, including the VIE's structure and activities, the power to make significant economic decisions held by the Company and by other parties, and the variable interests owned by the Company and other parties.

Revenue Recognition

Revenue represents the consideration received or receivable from clients for solutions and services provided by the Company. The Company's revenue is generated from the following sources:

- **Software and hardware** - Software and hardware revenue is generated from the sale of the Company's software, on either a perpetual or term license basis, and the sale of hardware. The software is installed on the client's site or the client's designated vendor's site and is not hosted by the Company or by a vendor contracted by the Company. The Company also sells third-party software and hardware to its clients.

NantHealth, Inc.
Notes to Consolidated and Combined Financial Statements
(Dollars in thousands, except share and per share amounts)

- **Software-as-a-service** (“SaaS”) - SaaS revenue is generated from clients’ access to and usage of the Company’s hosted software solutions on a subscription basis for a specified contract term, which is usually monthly. In SaaS arrangements, the client cannot take possession of the software during the term of the contract and generally has the right to access and use the software and receive any software upgrades published during the subscription period.
- **Maintenance** - Maintenance revenue includes ongoing post contract client support (“PCS”) or maintenance during the paid PCS term. Additionally, PCS includes ongoing development of software updates and upgrades provided to the client on a when and if available basis.
- **Sequencing and molecular analysis** - Sequencing and molecular analysis revenue is generated by the process of performing sequencing and analysis of whole genome DNA, RNA and proteomic results under the Company's reseller agreement with NantOmics, LLC (“NantOmics”) (See Note 19).
- **Other services** - Other services includes revenue from professional services provided that are generally complementary to the software and may or may not be required for the software to function as desired by the client. The services are generally provided in the form of training and implementation services during the software license period and do not include PCS. Other services revenue also includes the sale of nursing and therapy services provided to patients in a home care setting and any other services not included in the preceding revenue sources.

Revenue is recognized when persuasive evidence of an arrangement exists, services or products have been provided to the client, fees are fixed or determinable, and collectibility is reasonably assured. While most of the Company’s arrangements include short-term payment terms, the Company on occasion provides payment terms to clients in excess of one year from the date of contract signing. The Company does not recognize revenue for arrangements containing these extended payment terms until such payments become due. Certain of the Company’s customer arrangements allow for termination for convenience with advanced notice. Such termination rights do not allow for refunds other than prepaid PCS or other services. These provisions do not affect when the Company commences revenue recognition. The Company also has certain arrangements which allow for termination and refunds of fees in the event that software acceptance by the customer has not occurred. In these instances, the Company will defer all revenue until software acceptance has occurred.

The Company’s clinical sequencing and molecular analysis revenue is primarily generated from payments received from commercial third-party payers, hospitals and other provider networks and patients. The Company reports revenue from arrangements with these customers on a gross basis in accordance with ASC 605-45, *Principal Agent Considerations* . The Company recognizes revenue from these arrangements when all revenue recognition criteria have been met or on a cash basis when it cannot conclude that the fees are fixed or determinable and collectibility is reasonably assured. The Company uses judgment in its assessment of whether the fees are fixed or determinable and whether collectibility is reasonably assured in determining when to recognize revenue in the future as it continues to gain payment experience with its customers. Accordingly, the Company expects to recognize revenue on a cash basis when it cannot conclude that the fees from a particular customer are fixed or determinable and collectibility is reasonably assured until it has a sufficient history to reliably estimate payment patterns from such customer.

The Company engages in various multiple-element arrangements, which may generate revenue across any of the sources noted above. For multiple-element software arrangements that involve the sale of the Company’s proprietary software, PCS and other software-related services, vendor-specific objective evidence (“VSOE”) of fair value is required to allocate and recognize revenue for each element. VSOE of fair value is determined based on the price charged in which each deliverable is sold separately. The Company has established VSOE for PCS on certain of its software solutions using the Stated Renewal Method. In this instance, the Company has determined that its stated renewals are substantive and appropriate for use in the Stated Renewal Method. The Company has not yet established VSOE of fair value for any element other than PCS for a portion of its arrangements. In situations where VSOE of fair value exists for PCS but not a delivered element (typically the software license and services elements), the residual method is used to allocate revenue to the undelivered element equal to its VSOE value with the remainder allocated to the delivered elements. In situations in which VSOE of fair value does not exist for all of the undelivered software-related elements, revenue is deferred until only one undelivered element remains (typically the PCS element) and then recognized following the pattern of delivery of the final undelivered element. The Company’s multiple element arrangements typically provide for renewal of PCS terms upon expiration of the original term. The amounts of these PCS renewals are recognized as revenue ratably over the specified PCS renewal period.

NantHealth, Inc.
Notes to Consolidated and Combined Financial Statements
(Dollars in thousands, except share and per share amounts)

For non-software arrangements that include multiple-elements, primarily consisting of the Company's SaaS agreements and research sequencing and molecular analysis agreements, revenue recognition involves the identification of separate units of accounting after consideration of combining and/or segmenting contracts and allocation of the arrangement consideration to the units of accounting on the basis of their relative selling price. The selling price used for each deliverable is based on VSOE of fair value, if available, third party evidence ("TPE") of fair value if VSOE is not available, or the Company's best estimate of selling price ("BESP") if neither VSOE nor TPE is available. In determining the units of accounting for these arrangements, the Company evaluates whether each deliverable has stand-alone value as defined in the FASB's guidance. The Company's SaaS arrangements are treated as a single unit of accounting as the professional services do not have standalone value. As a result, the Company recognizes initial system implementation and deployment fees ratably over a period of time from when the system implementation or deployment services are completed and accepted by the customer over the longer of the life of the agreement or the estimated customer life.

If an arrangement to deliver software requires significant production, modification or customization of the licensed software, the Company accounts for the arrangement as a construction-type contract. The Company currently recognizes revenue for these arrangements using the completed-contract method as it does not currently have sufficient information to reliably estimate the percentage of completion for these projects. The Company considers these arrangements to be substantially complete upon the clients' acceptance of the software and related professional services and consistently applies this policy to all contract accounting arrangements.

Transaction processing fees are recognized on a monthly basis based on the number of transactions processed and the fee per transaction.

Revenue derived from reseller arrangements is recognized when the resellers, in turn, sell the software solution to their clients and installation of the software solution has occurred, provided all other revenue recognition criteria are met. This is commonly referred to as the sell-through method and the Company defers recognition until there is a sell-through by the reseller to an actual end user clients and acceptance by the end user has occurred.

The Company expense as incurred incremental direct costs incurred related to the acquisition or origination of customer contracts.

Cost of Revenue

Cost of revenue includes associate salaries, bonuses and benefits, stock-based compensation, consultant costs, direct reimbursable travel expenses, depreciation related to software developed for internal use and other direct engagement costs associated with the design, development, sale and installation of systems, including system support and maintenance services for clients. System support includes ongoing client assistance for software updates and upgrades, installation, training and functionality. All service costs except deferred implementation costs are expensed when incurred. Amortization of deferred implementation costs are also included in cost of revenue. Cost of revenue associated with each of the Company's revenue sources consists of the following types of costs:

- **Software and hardware** - Software and hardware cost of revenue includes third-party software and hardware costs directly associated with solutions, including purchasing and receiving costs.
- **Software-as-a-service** - SaaS cost of revenue includes personnel-related costs, amortization of deferred implementation costs and other direct costs associated with the delivery and hosting of the Company's subscription services.
- **Maintenance** - Maintenance cost of revenue includes personnel-related costs and other direct costs associated with the ongoing support or maintenance provided to the Company's clients.
- **Sequencing and molecular analysis** - Sequencing and molecular analysis cost of revenue includes (a) personnel-related costs associated with these services and (b) amounts due to NantOmics under the reseller agreement (See Note 19) for the sequencing and analysis of whole genome, DNA, RNA, and proteomic results.
- **Other services** - Other services cost of revenue includes personnel-related, amortization of deferred implementation costs and other direct costs associated with the Company's software training and implementation services provided to our clients as well as direct expenses relating to the Company's nursing and therapy services provided to patients in a home care setting.

NantHealth, Inc.
Notes to Consolidated and Combined Financial Statements
(Dollars in thousands, except share and per share amounts)

In addition to direct labor costs, cost of revenue also includes hardware costs directly related to bringing manufactured products to their final selling destination. It includes purchasing and receiving costs and direct and indirect costs to manufacture products, including direct materials, direct labor, and direct overhead expenses necessary to acquire and convert purchased materials and supplies into finished goods.

Selling, General and Administrative Expenses

Selling, general and administrative expense consists primarily of shared service fees from NantWorks, personnel-related expenses for our sales and marketing, finance, legal, human resources, and administrative associates, stock-based compensation, and advertising and marketing promotions of NantHealth solutions. It also includes trade show and event costs, sponsorship costs, point of purchase display expenses and related amortization as well as legal costs, consulting and professional fees, insurance and other corporate and administrative costs. Advertising costs are expensed as incurred.

Research and Development Expenses

Research and development ("R&D") costs incurred to establish the technological feasibility of software to be sold are expensed as incurred. These expenses include the costs of the Company's proprietary R&D efforts, as well as costs incurred in connection with certain licensing arrangements.

Development costs, consisting primarily of employee salaries and benefits (including stock-based compensation), incurred in the research and development of new software products and maintenance to existing software products are expensed as incurred. These costs are associated with both the preliminary project stage and post-implementation stage of internally developed software. Costs associated with the application development stage are capitalized.

Stock-Based Compensation

The Company accounts for stock-based compensation arrangements granted to employees in accordance with ASC 718, *Compensation—Stock Compensation*, by measuring the grant date fair value of the award and recognizing the resulting expense over the period during which the employee is required to perform service in exchange for the award.

The Company accounts for stock-based compensation arrangements issued to non-employees using the fair value approach prescribed by ASC 505-50, *Equity-Based Payments to Non-Employees*. The value of non-employee stock-based compensation is re-measured at the end of each reporting period until the award vests and is recognized as stock-based compensation expense over the period during which the non-employee provides the services.

Stock-based compensation expense for both employee and non-employee awards is recognized on a straight-line basis over the appropriate service period for awards that are only subject to service conditions and is recognized using the accelerated attribution method for awards that are subject to performance conditions. Stock-based compensation expense is only recognized for awards subject to performance conditions if it is probable that the performance condition will be achieved.

The Company early adopted FASB Accounting Standards Update ("ASU") No. 2016-09, *Compensation—Stock Compensation (Topic 718): Improvements to Employee Share-Based Payment Accounting* ("ASU No. 2016-09") related to stock-based compensation, beginning July 1, 2016, simplifying the accounting for employee share-based payment transactions, including the accounting for income taxes, forfeitures, and statutory withholding requirements, as well as the related classification in the statement of cash flows. All excess tax benefits and tax deficiencies are recognized as income tax benefit or expense in the income statement as discrete items in the reporting period in which they occur, and such tax benefits and tax deficiencies are not included in the estimate of an entity's annual effective tax rate, applied on a prospective basis. The recognition of excess tax benefits is not deferred until the benefit is realized through a reduction to taxes payable. When the Company applies the treasury stock method, in calculating diluted earnings per share, excess tax benefits, if applicable, are excluded and deficiencies from the calculation of assumed proceeds since such amounts are recognized in the income statement. Excess tax benefits if applicable, are classified as operating activities in the same manner as other cash flows related to income taxes on the statement of cash flows. Per ASU No. 2016-09, an entity can make an entity-wide accounting policy election to either estimate the number of awards that are expected to vest (current GAAP) or account for forfeitures when they occur. The Company has elected to account for forfeitures when they occur. Cash paid by the Company when directly withholding shares for tax withholding purposes should be classified as a financing activity in the Statement of Cash Flows (See Note 15 and Note 17).

Change in Fair Value of Derivative Liability

NantHealth, Inc.
Notes to Consolidated and Combined Financial Statements
(Dollars in thousands, except share and per share amounts)

The Company has classified the interest make-whole provision of its convertible notes and related party convertible note due June 2021 and issued in December 2016 as a derivative liability as part of other liabilities and related party liabilities, respectively, in the Consolidated Balance Sheets and is recorded at fair value. This derivative liability is subject to re-measurement at each balance sheet date, and the Company recognizes any change in fair value in the Company's Consolidated and Combined Statements of Operations as a change in fair value of the derivative liability. The change in the fair value of this derivative liability is primarily due primarily to the change in the value of the Company's common stock (See Note 13).

Income Taxes

Prior to June 1, 2016, NantHealth was a limited liability company taxed as partnership. It also owned a number of subsidiaries, including single member limited liability companies taxed as disregarded entities and corporations. The income and losses of the entities classified as pass-through entities for tax purposes flowed directly through to the members of the partnership. Accordingly, no provision for U.S. federal and state income taxes was reflected in the Consolidated and Combined Financial Statements for the pass-through income or losses. The Company recorded a tax provision on its domestic and foreign corporate subsidiaries.

On June 1, 2016, NantHealth converted from a limited liability company to a C corporation and formed a consolidated group with its domestic corporate subsidiaries for federal tax purposes. The Company now records federal and state tax provision of the consolidated group and foreign tax provision of its foreign subsidiaries.

ASC 740, *Income Taxes*, provides the accounting treatment for uncertainty in income taxes recognized in an enterprise's financial statements. ASC 740 prescribes a recognition threshold and measurement attribute for the financial statement recognition and measurement of a tax position taken or expected to be taken in a tax return. ASC 740 also provides guidance on derecognizing, classification, interest and penalties, accounting in interim periods, disclosure, and transition.

As part of the process of preparing our Consolidated and Combined Financial Statements, the Company is required to estimate its provision for income taxes in each of the tax jurisdictions in which the Company conducts business. This process involves estimating our actual current tax expense in conjunction with the evaluation and measurement of temporary differences resulting from differing treatment of certain items for tax and accounting purposes. These temporary differences result in the establishment of deferred tax assets and liabilities, which are recorded on a net basis and included in the Company's Consolidated Balance Sheets. The Company then evaluates on a periodic basis the probability that the net deferred tax assets will be recovered and therefore realized from future taxable income and to the extent the Company believes that recovery is not more likely than not, a valuation allowance is established to address such risk resulting in an additional related provision for income taxes during the period.

Significant management judgment is required in determining its provision for income taxes, its deferred tax assets and liabilities, tax contingencies, unrecognized tax benefits, and any required valuation allowance, including taking into consideration the probability of the tax contingencies being incurred. Management assesses this probability based upon information provided by its tax advisers, its legal advisers and similar tax cases. If at a later time its assessment of the probability of these tax contingencies changes, its accrual for such tax uncertainties may increase or decrease.

The Company has a valuation allowance due to management's overall assessment of risks and uncertainties related to its future ability to realize and, hence, utilize certain deferred tax assets, primarily consisting of net operating losses, carry forward temporary differences and future tax deductions.

The effective tax rate for annual and interim reporting periods could be impacted if uncertain tax positions that are not recognized are settled at an amount which differs from the Company's estimate. Finally, if the Company is impacted by a change in the valuation allowance resulting from a change in judgment regarding the realizability of deferred tax assets, such effect will be recognized in the interim period in which the change occurs.

Net Income (Loss) Per Share

Basic net income (loss) per share is computed by dividing the net income (loss) by the weighted-average number of shares of common stock outstanding during the period. Diluted net income (loss) per share is computed by dividing the net income (loss) by the weighted-average number of shares of common stock outstanding during the period, adjusted to give effect to potentially dilutive securities. However, potentially dilutive securities are excluded from the computation of diluted net income (loss) per share to the extent that their effect is anti-dilutive. The Company applies treasury method in calculating weighted average dilutive number of shares for its stock plans.

NantHealth, Inc.
Notes to Consolidated and Combined Financial Statements
(Dollars in thousands, except share and per share amounts)

The Company recorded in certain reporting periods an accretion to the carrying value of the Redeemable Series F units and a reduction to members' equity carrying amount, when the Company deemed it probable that the Series F units would be redeemed. As a result, the net loss applicable to common stockholders reported in the calculation of earnings per share was increased, income for redeemable Series F was increased, and a two class method of net income (loss) per share was applied (See Note 16 and Note 18).

Foreign Currency Translation

The Company has operations and holds assets in various foreign countries. The local currency is the functional currency for the Company's subsidiaries in Canada, United Kingdom, and Singapore. Assets and liabilities are translated at end-of-period exchange rates while revenues and expenses are translated at the average exchange rates in effect during the period. Equity is translated at historical rates and the resulting cumulative translation adjustments are included as a component of accumulated other comprehensive income until the translation adjustments are realized.

Segment Reporting

The chief operating decision maker for the Company is its Chief Executive Officer. The Chief Executive Officer reviews financial information presented on a Consolidated and Combined basis for purposes of allocating resources and evaluating financial performance. The Company has one business activity and there are no segment managers who are held accountable for operations, operating results, or plans for levels or components below the Consolidated and Combined unit level. Accordingly, management has determined that the Company operates in one reportable segment.

Business Combinations

Business combinations are accounted for using the acquisition method of accounting. Under the acquisition method, assets acquired and liabilities assumed are recorded at their respective fair values as of the acquisition date. Any excess of the purchase price over the estimated fair values of the net assets acquired is recorded as goodwill. Management routinely monitors the factors impacting the acquired assets and liabilities. Transaction related costs are expensed as incurred. The operating results of the acquired business are reflected in the Company's Consolidated and Combined Financial Statements as of the acquisition date.

Fair Value of Financial Instruments

Fair value is defined as the price that would be received to sell an asset or paid to transfer a liability in an orderly transaction between market participants at the measurement date. Fair value measurements are classified and disclosed in one of the following three categories:

- Level 1—Quoted prices for identical assets or liabilities in active markets;
- Level 2—Quoted prices for similar assets or liabilities in active markets or quoted prices for identical or similar assets or liabilities in markets that are not active or are directly or indirectly observable; and
- Level 3—Unobservable inputs that reflect estimates and assumptions.

The carrying amounts reported in the consolidated balance sheets for cash and cash equivalents, accounts receivable, accounts payable, notes payable, deferred revenue, and other current monetary assets and liabilities approximate fair value because of the immediate or short-term maturity of these financial instruments.

In accordance with this guidance, the Company measures its cash equivalents and marketable securities at fair value. The Company's cash equivalents are classified within Level 1. Cash equivalents are valued primarily using quoted market prices utilizing market observable inputs.

The Company's investment securities as of December 31, 2017 include certificates of deposit that are classified by management as held-to-maturity since the Company has the positive intent and ability to hold to maturity. The fair value of these investments approximate carrying values, and the Company has classified these instruments as Level 2 in the fair value hierarchy.

The Company's fair value estimate of the convertibles notes and interest make-whole provision of the convertible notes are based on Level 3 inputs.

Cash and Cash Equivalents

NantHealth, Inc.
Notes to Consolidated and Combined Financial Statements
(Dollars in thousands, except share and per share amounts)

The Company considers all unrestricted, highly liquid investments with an initial maturity of three months or less to be cash equivalents. These amounts are stated at cost, which approximates fair value. At December 31, 2017 and 2016, cash equivalents were deposited in financial institutions and consisted of immediately available fund balances. Cash and cash equivalents are maintained at stable financial institutions, generally at amounts in excess of federally insured limits, which represents a concentration of credit risk. The Company has not experienced any losses on deposits of cash and cash equivalents to date.

Accounts Receivable and Allowance for Doubtful Accounts

Accounts receivable are recorded at the invoiced amount, net of amounts related to PCS and other services that were billed but not yet delivered at each period end (See Note 4) and net of allowances for doubtful accounts. The allowance for doubtful accounts is based on management's assessment of the collectibility of accounts. The Company regularly reviews the adequacy of the allowance for doubtful accounts by considering the age of each outstanding invoice and the collection history of each client to determine whether a specific allowance is appropriate. Accounts receivable deemed uncollectible are charged against the allowance for doubtful accounts when identified.

Concentrations of Risk

The following table summarizes the number of customers that individually comprise greater than 10% of revenues and/or 10% of accounts receivable, and their aggregate percentages of total revenues and total billed and unbilled accounts receivable:

Period	Significant Customers	Percentage of Total Revenues					Percentage of Total Accounts Receivable				
		A	B	C	D	E	A	B	C	D	E
Year Ended December 31, 2017	5	14.1%	11.0%	—%	—%	—%	—%	15.7%	18.1%	11.3%	10.1%
Year Ended December 31, 2016	2	13.3%	12.7%	—%	—%	—%	—%	—%	—%	—%	—%
Year Ended December 31, 2015	1	18.6%	—%	—%	—%	—%	—%	—%	—%	—%	—%

Inventories

Through December 31, 2015, inventories were stated at the lower of cost (first-in, first-out basis) or market. The Company early adopted ASU No. 2015-11, *Inventory (Topic 330): Simplifying the Measurement of Inventory*, and as such, inventories were stated at the lower of cost and net realizable value at December 31, 2016 and 2017. There was no material effect to the adoption of ASU No. 2015-11.

Property, Plant and Equipment, net

Property, plant and equipment received in connection with business combinations are recorded at fair value. Property, plant and equipment acquired in the normal course of business are recorded at cost. Depreciation is computed on a straight line basis over the estimated useful lives of the related assets (See Note 8). Maintenance and repairs are charged to expense as incurred while expenditures for refurbishments and improvements that significantly add to the productive capacity or extend the useful life of an asset are capitalized.

NantHealth, Inc.
Notes to Consolidated and Combined Financial Statements
(Dollars in thousands, except share and per share amounts)

The Company accounts for the costs of computer software obtained or developed for internal use in accordance with ASC 350, *Intangibles—Goodwill and Other*. Computer software development costs are expensed as incurred, except for internal use software costs that qualify for capitalization as described below, and include employee related expenses, including salaries, benefits and stock-based compensation expenses; costs of computer hardware and software; and costs incurred in developing features and functionality. These capitalized costs are included in property and equipment on the Consolidated Balance Sheets. The Company expenses costs incurred in the preliminary project and post implementation stages of software development and capitalizes costs incurred in the application development stage and costs associated with significant enhancements to existing internal use software applications. Software costs are amortized using the straight-line method commencing when the software project is ready for its intended use.

Deferred Implementation Costs

The Company provides SaaS and information technology management services under long-term arrangements which require the Company to perform system implementation activities. In some cases, the arrangements either contain provisions requiring customer acceptance of the setup activities prior to commencement of the ongoing services arrangement or the system implementation services do not have separate value from the service revenue. Up-front fees billed during the setup phase for these arrangements are deferred and setup costs that are direct and incremental to the contract are capitalized. The costs deferred consist of employee compensation (including stock-based compensation) and benefits for those employees directly involved with performing system implementation or deployment services, as well as other direct and incremental costs.

The Company defers costs estimated to be realizable based on contracted implementation revenue and estimated margin from the service contract. The Company periodically reviews the deferred implementation contracts for recoverability. The costs are amortized to cost of revenue ratably over a period of time from when the system implementation or deployment services are completed and accepted to the end of the contract term or the expected customer life, whichever is longer.

Goodwill and Intangible Assets

Goodwill acquired in a business combination and determined to have an indefinite useful life is not amortized but is tested for impairment annually as of October 1 or between annual tests when an impairment indicator exists. In the event there is a change in reporting units or segments, the Company will test for impairment at the reporting unit. A component of an operating segment is a reporting unit if the component constitutes a business for which discrete financial information is available and segment management regularly reviews the operating results of that component.

As part of the annual impairment test, the Company may conduct an assessment of qualitative factors to determine whether it is more likely than not that the fair value of a reporting unit is less than its carrying amount. In a qualitative assessment, the Company would consider the macroeconomic conditions, including any deterioration of general conditions, industry and market conditions, including any deterioration in the environment where the reporting unit operates, increased competition, changes in the products/services and regulator and political developments; cost of doing business; overall financial performance, including any declining cash flows and performance in relation to planned revenues and earnings in past periods; other relevant reporting unit specific facts, such as changes in management or key personnel or pending litigation, and events affecting the reporting unit, including changes in the carrying value of net assets.

If an optional qualitative goodwill impairment assessment is not performed, the Company is required to determine the fair value of each reporting unit. If a reporting unit's fair value is lower than its carrying value, the Company must determine the amount of implied goodwill that would be established if the reporting unit was hypothetically acquired on the impairment test date. If the carrying amount of a reporting unit's goodwill exceeds the amount of implied goodwill, the Company would record an impairment loss equal to the excess (See Note 10).

The determination of fair value of a reporting unit is based on a combination of a market approach that considers benchmark company market multiples and an income approach that uses discounted cash flows for each reporting unit utilizing Level 3 inputs. Under the income approach, the Company determines the fair value based on the present value of the most recent income projections for each reporting unit and calculates a terminal value utilizing a terminal growth rate. The significant assumptions under this approach include, among others: income projections, which are dependent on sales to new and existing clients, new solution introductions, client behavior, competitor pricing, operating expenses, the discount rate, and the terminal growth rate. The cash flows used to determine fair value are dependent on a number of significant management assumptions based on historical experience, expectations of future performance, and the expected economic environment. Estimates are subject to change given the inherent uncertainty in predicting future results. Additionally, the discount rate and the terminal growth rate are based on judgment of the rates that would be utilized by a hypothetical market participant.

NantHealth, Inc.
Notes to Consolidated and Combined Financial Statements
(Dollars in thousands, except share and per share amounts)

Accounting guidance requires that definite-lived intangible assets be amortized over their respective estimated useful lives and reviewed for impairment whenever events or changes in circumstances indicate that their carrying amounts may not be recoverable. Amortization of finite-lived intangible assets is provided over their estimated useful lives on a straight-line basis or the pattern in which economic benefits are consumed, if reliably determinable. If the estimates of the useful lives change, the Company amortizes the remaining book value over the remaining useful lives or, if an asset is deemed to be impaired, a write-down of the value of the asset to its fair value may be required at such time. The Company reviews its finite-lived intangible assets for impairment whenever events or changes in circumstances indicate that the carrying amount of an asset may not be recoverable.

Investment in Related Party

Investment in and advances to related party in which the Company has a substantial ownership interest of approximately 20% to 50% , or for which the Company exercises significant influence but not control over policy decisions, are accounted for by the equity method. Investment in a limited liability company that is similar to a partnership is also accounted for under the equity method if more than minor influence over the operation of the investee exists (generally through more than 3 - 5% ownership). As part of that accounting, the Company recognizes gains and losses that arise from the issuance of stock by a related party that results in changes in the Company's proportionate share of the dollar amount of the related party's equity.

Investment in related party is assessed for possible impairment when events indicate that the fair value of the investment may be below the Company's carrying value. When such a condition is deemed to be other than temporary, the carrying value of the investment is written down to its fair value, and the amount of the write-down is included in net loss. In making the determination as to whether a decline is other than temporary, the Company considers such factors as the duration and extent of the decline, the investee's financial performance, and the Company's ability and intention to retain its investment for a period that will be sufficient to allow for any anticipated recovery in the investment's market value. The new cost basis of investments in these equity investees is not changed for subsequent recoveries in fair value. The fair value of the related party equity method investment would be determined using the income approach. The income approach utilizes a discounted cash flow model incorporating management's expectations for future revenue, operating expenses, and earnings before interest, taxes, depreciation and amortization, capital expenditures and an anticipated tax rate. The related cash flow forecasts are discounted using an estimated weighted-average cost of capital at the date of valuation.

Differences between the Company's carrying value of an equity investment and its underlying equity in the net assets of the related party are assigned to the extent practicable to specific assets and liabilities based on the Company's analysis of the various factors giving rise to the difference. When appropriate, the Company's share of the related party's reported earnings is adjusted quarterly to reflect the difference between these allocated values and the related party's historical book values.

Deferred Revenue

The Company records deferred revenue when it receives cash from clients prior to meeting the applicable revenue recognition criteria. The Company uses judgment in determining the period over which the deliverables are recognized as revenue. As of December 31, 2017 and 2016 , current and non-current deferred revenue are comprised of deferrals for fees related to software licenses, SaaS arrangements, PCS services, non-PCS services and other revenue. Non-current deferred revenue as of December 31, 2017 is expected to be recognized on or over a 12-month period following that day.

Recent Accounting Pronouncements

Revenue from Contracts with Customers

The new FASB ASC 606, *Revenue from Contracts with Customers* , standards commencing with ASU No. 2014-09, *Revenue from Contracts with Customers (Topic 606)* , replace existing revenue recognition rules including industry-specific guidance. ASC 606 outlines a five-step process for revenue recognition that focuses on transfer of control, as opposed to transfer of risk and rewards, and also requires enhanced disclosures regarding the nature, amount, timing and uncertainty of revenues and cash flows from contracts with customers. Major provisions include determining which goods and services are distinct and require separate accounting (performance obligations), how variable consideration (which may include change orders and claims) is recognized, whether revenue should be recognized at a point in time or over time and ensuring the time value of money is considered in the transaction price. Revenue is recognized in an amount that reflects the consideration which the entity expects to receive in exchange for goods or services. They become effective for annual reporting periods beginning after December 15, 2017. The FASB allows two adoption methods under ASC 606 standards. Under one method, a company will apply the rules to contracts in all reporting periods presented, subject to certain allowable exceptions. Under the other method, a company will apply the rules to all contracts existing as of January 1, 2018, recognizing in beginning retained earnings an adjustment for the cumulative effect of the change and providing additional disclosures comparing results to previous rules.

NantHealth, Inc.
Notes to Consolidated and Combined Financial Statements
(Dollars in thousands, except share and per share amounts)

In February 2017, the FASB issued ASU No. 2017-05, *Other Income-Gains and Losses from the Derecognition of Nonfinancial Assets (Subtopic 610-20): Clarifying the Scope of Asset Derecognition Guidance and Accounting for Partial Sales of Nonfinancial Assets*. The guidance updates the definition of an in substance nonfinancial asset and clarifies the scope of ASC 610-20 on the sale or transfer of nonfinancial assets to noncustomers, including partial sales. It also clarifies the derecognition guidance for nonfinancial assets to conform with the new revenue recognition standard. Either a full or modified retrospective approach can be applied.

In December 2016, the FASB issued ASU No. 2016-20, *Technical Corrections and Improvements to Topic 606, Revenue from Contracts with Customers*. The FASB issued 13 technical corrections and improvements to ASU No. 2014-09, including providing optional exemptions from the disclosure requirement for remaining performance obligations for specific situations in which an entity need not estimate variable consideration to recognize revenue. The amendments in this standard also expand the information that is required to be disclosed when an entity applies one of the optional exemptions.

In May 2016, the FASB issued ASU No. 2016-12, *Revenue from Contracts with Customers (Topic 606): Narrow-Scope Improvements and Practical Expedients*. The amendments, which address transition, collectibility, non-cash consideration and the presentation of sales and other similar taxes, do not change the core principles of ASU No. 2014-09, but rather address implementation issues and are intended to result in more consistent application.

In April 2016, the FASB issued ASU No. 2016-10, *Identifying Performance Obligations and Licensing*, which amends certain aspects of ASC 606. ASU No. 2016-10 amends step two of the new revenue standard's five-step model to include guidance on immaterial promised goods or services, shipping and handling activities and identifying when promises represent performance obligations. ASU No. 2016-10 also provides guidance related to licensing such as, but not limited to, sales-based and usage-based royalties and renewals of license that provide a right to use intellectual property.

As permitted under the standard, the Company plans to adopt ASU No. 2014-09 in the first quarter of 2018 using the modified retrospective approach and to recognize the cumulative effect of existing contracts in the opening balance of retained earnings on the effective date of January 1, 2018. The Company continues to assess the impact of the new revenue standard on the current business processes, systems and controls.

The Company expects that its software revenue accounting will change resulting from its ability to allocate total contract revenue to distinct performance obligations recognized at a point in time using its best estimate of standalone selling prices, rather than requiring vendor specific evidence for determining selling price. Also, for certain bundled software arrangements involving implementation performance obligations with significant integration efforts, the Company expects to record revenue over time using inputs to measure its progress of completion against its contract performance obligations. Where customer contracts require significant software customizations, and the Company cannot estimate the remaining efforts necessary to complete the customizations, revenue on those contracts will occur at a point in time upon completion of the software customization and implementation of the software. The Company also expects that its assessment of its ability to collect substantially all of its revenue associated with its nursing and therapy services will result in earlier recording of revenue consistent with the timing of the performance of the related services. The Company additionally expects that the determination of contract term will impact the period of revenue recognition for certain contracts involving professional services that are not considered distinct from monthly SaaS subscriptions provided to its customers. The Company is considering the accounting treatment of certain contract costs to fulfill under Topic 606 related to implementation, customization, and enhancements associated with its SaaS subscriptions. Under the Company's current accounting, these costs are deferred and recognized over the stated contract term or expected customer life, whichever is longer. Associated with the adoption of Topic 606, the Company is considering accounting for such costs to fulfill as capitalized internal use software under FASB ASC 350-40 *Internal-Use Software* or FASB ASC 340-40 *Other assets and deferred costs: Contracts with customers*, as appropriate. The Company will also capitalize costs associated with obtaining customer contracts, specifically commission and incentive payments. Currently, these payments are expensed in the period they are incurred. Under the updated guidance, certain of these costs to obtain may be deferred on the Company's Consolidated Balance Sheets and amortized over the expected life of the customer contract.

In November 2015, the FASB issued ASU No. 2015-17, *Balance Sheet Classification of Deferred Taxes*, which requires entities with a classified balance sheet to present all deferred tax assets and liabilities as noncurrent. The new standard was effective for the Company for its annual reporting period beginning January 1, 2017, including interim periods within that reporting period. The ASU allows entities to choose either prospective or retrospective transition. The Company adopted the standard in the fourth quarter of 2015 using the prospective transition method. Prior periods have not been retrospectively adjusted.

Other Accounting Pronouncements

NantHealth, Inc.
Notes to Consolidated and Combined Financial Statements
(Dollars in thousands, except share and per share amounts)

In May 2017, the FASB issued ASU No. 2017-09, *Compensation—Stock Compensation (Topic 718): Scope of Modification Accounting*. The amendments in ASU No. 2017-09 provide guidance about which changes to the terms or conditions of a share-based payment award require an entity to apply modification accounting. Pursuant to this ASU, an entity should account for the effects of a modification unless all of the following are met: (1) the fair value (or calculated value or intrinsic value, if such an alternative measurement method is used) of the modified award is the same as the fair value (or calculated value or intrinsic value, if such an alternative measurement method is used) of the original award immediately before the original award is modified; (2) the vesting conditions of the modified award are the same as the vesting conditions of the original award immediately before the original award is modified; and (3) the classification of the modified award as an equity instrument or a liability instrument is the same as the classification of the original award immediately before the original award date is modified. ASU No. 2017-09 is effective for all entities for annual periods, and interim periods within those annual periods, beginning after December 15, 2017. Early adoption is permitted, including adoption in any interim period for which financial statements have not yet been issued or made available for issuance. The amendments of this ASU should be applied prospectively to an award modified on or after the adoption date. We will adopt the standard beginning in the first quarter of 2018. If we encounter a change to the terms or conditions of any of our share-based payment awards we will evaluate the need to apply modification accounting based on the new guidance. The general treatment for modifications of share-based payment awards is to record the incremental value arising from the change as additional compensation cost.

In January 2017, the FASB issued ASU No. 2017-01, *Business Combinations (Topic 805): Clarifying the Definition of a Business*. This standard clarifies the definition of a business and provides a screen to determine if a set of inputs, processes and outputs is a business. The screen requires that when substantially all of the fair value of gross assets acquired (or disposed of) is concentrated in a single identifiable asset or a group of similar identifiable assets, the assets acquired would not be a business. Under the new guidance, in order to be considered a business, an acquisition must include, at a minimum, an input and a substantive process that together significantly contribute to the ability to create output. In addition, the standard narrows the definition of the term “output” so that it is consistent with how it is described in Topic 606 standards. This standard is effective for annual periods beginning after December 15, 2017, including interim periods within that reporting period. The Company is currently evaluating the impact this guidance may have on its Consolidated and Combined Financial Statements.

In January 2017, the FASB issued ASU No. 2017-04, *Intangibles—Goodwill and Other (Topic 350): Simplifying the Test for Goodwill Impairment*, to simplify the accounting for goodwill impairment. This guidance, among other things, removes step 2 of the goodwill impairment test thus eliminating the need to determine the fair value of individual assets and liabilities of the reporting unit. Upon adoption of this ASU, goodwill impairment will be the amount by which a reporting unit's carrying value exceeds its fair value, not to exceed the carrying amount of goodwill. This may result in more or less impairment being recognized than under current guidance. This Update will become effective for the Corporation's annual and interim goodwill impairment tests beginning in the first quarter of 2020. Early adoption is permitted for all entities for annual and interim goodwill impairment testing dates on or after January 1, 2017. The adoption of this standard update is not expected to have a material impact on the Company's Consolidated and Combined Financial Statements.

In November 2016, the FASB issued ASU No. 2016-18, *Statement of Cash Flows (Topic 230): Restricted Cash*. This standard will require that companies include restricted cash and restricted cash equivalents in their cash and cash equivalent balances in the statement of cash flows. Therefore, amounts generally described as restricted cash and restricted cash equivalents should be included with cash and cash equivalents when reconciling the beginning-of-period and end-of-period total amounts shown on the statement of cash flows. This standard will be effective for annual periods beginning after December 15, 2017, including interim periods within that reporting period. Early adoption of this standard is permitted. The adoption of this standard beginning in the first quarter of 2018 is not expected to have a material impact on the Company's Consolidated and Combined Financial Statements.

In October 2016, the FASB issued ASU 2016-16, *Intra-Entity Transfers of Assets Other Than Inventory* (“ASU 2016-16”). ASU 2016-16 requires companies to account for the income tax effects of intercompany transfers of assets other than inventory when the transfer occurs. The guidance is effective for annual reporting periods beginning after December 15, 2017, including interim reporting periods within that reporting period. ASU 2016-16 should be applied using a modified retrospective approach basis through a cumulative-effect adjustment directly to retained earnings as of the beginning of the period of adoption. The Company has not historically made a significant amount of intra-entity transfers of assets and adoption of the standard is not expected to have a material impact on the Company's results of operations.

In August 2016, the FASB issued ASU No. 2016-15, *Statement of Cash Flows (Topic 230): Classification of Certain Cash Receipts and Cash Payments*. This standard update was issued to address diversity in practice in how certain cash receipts and cash payments are presented and classified. The provisions of ASU No. 2016-15 is effective for interim and annual periods beginning after December 15, 2017. Early adoption is permitted. The adoption of this standard beginning in the first quarter of 2018 is not expected to have a material impact on the Company's Consolidated and Combined Financial Statements.

NantHealth, Inc.
Notes to Consolidated and Combined Financial Statements
(Dollars in thousands, except share and per share amounts)

In June 2016, the FASB issued ASU No. 2016-13, *Measurement of Credit Losses on Financial Instruments*, which changes how companies measure credit losses on most financial instruments measured at amortized cost, such as loans, receivables and held-to-maturity debt securities. Rather than generally recognizing credit losses when it is probable that the loss has been incurred, the revised guidance requires companies to recognize an allowance for credit losses for the difference between the amortized cost basis of a financial instrument and the amount of amortized cost that the company expects to collect over the instrument's contractual life. ASU No. 2016-13 is effective for fiscal periods beginning after December 15, 2019 and must be adopted as a cumulative effect adjustment to retained earnings. Early adoption is permitted. The Company is evaluating the potential effects of the adoption of this guidance on the Company's Consolidated and Combined Financial Statements.

In March 2016, the FASB issued ASU No. 2016-09, *Compensation—Stock Compensation (Topic 718): Improvements to Employee Share-Based Payment Accounting*. ASU No. 2016-09 changes certain aspects of the accounting for share-based payment awards, including: accounting and cash flow classification for excess tax benefits and deficiencies; income tax withholding obligations; forfeitures; and cash flow classification. ASU No. 2016-09 was effective for the Company in the first quarter of 2017, with early adoption permitted. The Company early adopted this guidance effective July 1, 2016 (See Note 15 and Note 17).

In February 2016, the FASB issued ASU No. 2016-02, *Leases (Topic 842)*. The update is aimed at making leasing activities more transparent and comparable, and requires substantially all leases be recognized by lessees on their balance sheet as a right-of-use asset and corresponding lease liability, including leases currently accounted for as operating leases. This guidance will become effective for interim and annual reporting periods beginning with the year ending December 31, 2019. Early adoption is permitted. The Company is currently evaluating the impact that the adoption of this guidance will have on its Consolidated and Combined Financial Statements and related disclosures.

In January 2016, the FASB issued ASU No. 2016-01, *Financial Instruments Overall (Subtopic 825-10): Recognition and Measurement of Financial Assets and Financial Liabilities*, which addresses certain aspects of recognition, measurement, presentation, and disclosure of financial instruments, including a provision that requires equity investments (except for investments accounted for under the equity method of accounting) to be measured at fair value, with changes in fair value recognized in current earnings. ASU No. 2016-01 is effective for the Company in the first quarter of 2018, with early adoption permitted. The Company is currently evaluating the effect that ASU No. 2016-01 will have on its Consolidated and Combined Financial Statements and related disclosures.

Other recent accounting pronouncements issued by the FASB (including its Emerging Issues Task Force), the American Institute of Certified Public Accountants, and the Securities and Exchange Commission ("SEC") did not have, or are not believed by management to have, a material impact on the Company's present or future Consolidated and Combined Financial Statements.

Note 3. Discontinued Operations

Sale to Allscripts

On August 3, 2017, the Company entered into an asset purchase agreement (the "APA") with Allscripts Healthcare Solutions, Inc. ("Allscripts"), pursuant to which the Company agreed to sell to Allscripts substantially all of the assets of the Company's provider/patient engagement solutions business, including the Company's FusionFX solution and components of its NantOS software connectivity solutions (the "Business"). On August 25, 2017, the Company and Allscripts completed the sale of the Business (the "Disposition") pursuant to the APA.

Allscripts conveyed to the Company 15,000,000 shares of Company's common stock at par value of \$0.0001 per share that were previously owned by Allscripts as consideration for the acquired Business upon Disposition. Allscripts paid the Company \$1,742 of cash consideration as an estimated working capital payment, and the Company recorded a receivable of \$1,021 related to final working capital adjustments. The Company is also responsible for paying Allscripts for fulfilling certain customer service obligations of the Business post-closing.

NantHealth, Inc.
Notes to Consolidated and Combined Financial Statements
(Dollars in thousands, except share and per share amounts)

Concurrent with the closing of the Disposition and as contemplated by the APA, (a) the Company and Allscripts modified the amended and restated mutual license and reseller agreement dated June 26, 2015, which was further amended on December 30, 2017, such that, among other things, the Company committed to deliver a minimum of \$95,000 of total bookings over a ten -year period ("Bookings Commitment") from referral transactions and sales of certain Allscripts products; (b) the Company and Allscripts each licensed certain intellectual property to the other party pursuant to a cross license agreement; (c) the Company agreed to provide certain transition services to Allscripts pursuant to a transition services agreement; and (d) the Company licensed certain software and agreed to sell certain hardware to Allscripts pursuant to a software license and supply agreement. In the event of a Bookings Commitment shortfall at the end of the ten -year period, the Company may be obligated to pay 70% of the shortfall, subject to certain credits. The Company will earn 30% commission from Allscripts on each software referral transaction that results in a booking with Allscripts. The Company accounts for the Bookings Commitment at its estimated fair value over the life of the agreement and, as of December 31, 2017, the estimated fair value was not material.

During the year December 31, 2017 , the Company recorded other income of \$348 associated with the services under the transition services agreement.

The total loss on sale to Allscripts consisted of the following:

Cash received as consideration	\$ 1,742
Deferred consideration related to working capital adjustments	1,021
Estimated costs to be incurred by the Company to fulfill certain customer service obligations of the Business post-closing	(883)
Fair value of common stock	42,750
Net consideration received	44,630
Less: Carrying value of net assets sold	(55,255)
Plus: Reclassification of cumulative translation adjustments of foreign subsidiaries	117
Loss from sale of Business	\$ (10,508)

The sale of the Business qualified as discontinued operations because it comprised operations and cash flows that could be distinguished, operationally and for financial reporting purposes, from the rest of the Company. The disposal of the Business represented a strategic shift in the Company's operations as the sale enables the Company to focus on genomic sequencing, clinical decision support, connected care and payer engagement.

The historical balance sheet and statements of operations of the Business have been presented as discontinued operations in the Consolidated and Combined Financial Statements and prior periods have been restated. Discontinued operations include results of the Business except for certain allocated corporate overhead costs and certain costs associated with transition services provided by the Company to the Business. These allocated costs remain part of continuing operations.

The carrying amounts of the major classes of assets and liabilities of the Company's discontinued operations as of December 31, 2016 were as follows:

NantHealth, Inc.
Notes to Consolidated and Combined Financial Statements
(Dollars in thousands, except share and per share amounts)

	December 31, 2016
Cash and cash equivalents	\$ 2,780
Accounts receivable, net	2,055
Inventories	532
Deferred implementation costs	2,730
Related party receivables, net	206
Prepaid expenses and other current assets	1,689
Current assets of discontinued operations	9,992
Property, plant, and equipment, net	9,010
Deferred implementation costs, net of current	4,709
Goodwill	16,444
Intangible assets, net	40,314
Other assets	206
Total assets of discontinued operations	\$ 80,675
Accounts payable	\$ 681
Accrued and other current liabilities	5,199
Deferred revenue	7,616
Current liabilities of discontinued operations	13,496
Deferred revenue, net of current	6,111
Deferred income tax liabilities, net of current	838
Total liabilities of discontinued operations	\$ 20,445

The operating results of the Company's discontinued operations are as follows:

	Year Ended December 31,		
	2017	2016	2015
Major line items constituting loss from discontinued operations			
Net revenue	\$ 7,619	\$ 19,976	\$ 12,127
Cost of revenue	16,318	28,227	14,121
Selling, general and administrative	8,891	15,396	13,304
Research and development	7,571	14,326	9,587
Amortization of software license and acquisition-related assets	1,978	3,040	1,520
Other expense (income)	134	1,582	(98)
Loss from sale of Business	10,508	—	—
Gain from dissolution of a business component	(860)	—	—
Loss from discontinued operations, before income taxes	(36,921)	(42,595)	(26,307)
Provision for income taxes	6,891	986	14
Loss from discontinued operations, net of income taxes	\$ (43,812)	\$ (43,581)	\$ (26,321)

Cumulative translation adjustment gains or losses of foreign subsidiaries related to divested Business are reclassified into income once the liquidation of the respective foreign subsidiaries is substantially complete. At the completion of the sale of the Business, the Company reclassified \$117 of cumulative translation adjustment gains from accumulated comprehensive loss to the Company's loss from sale of the Business.

The significant operating and investing cash and noncash items of the discontinued operations included in the Consolidated and Combined Statements of Cash Flows for the years ended December 31, 2017 , 2016 and 2015 were as follows:

NantHealth, Inc.
Notes to Consolidated and Combined Financial Statements
(Dollars in thousands, except share and per share amounts)

	Year Ended December 31,		
	2017	2016	2015
Depreciation and amortization from discontinued operations	\$ 8,829	\$ 12,422	\$ 7,162
Loss from sale of Business	10,508	—	—
Proceeds from sale of Business	1,721	—	—
Capital expenditures	4,673	5,926	1,254

Concurrent with the sale to Allscripts, the Company performed a reorganization of its operations intended to improve efficiency and better align the Company's costs and employment structure with its strategic plans. The reorganization includes a workforce reduction. Upon signing release agreements, impacted employees were eligible to receive severance payments in specified amounts and general benefits for specified periods in accordance with our policies and local requirements.

In the year ended December 31, 2017, the Company recorded restructuring charges of approximately \$2,422 associated with the termination of the employees. In connection with the termination, the Company reversed previously estimated bonus accrual of \$533 and stock-based compensation of \$1,549 as a result of the forfeiture of unvested awards. The Company recorded these charges in cost of revenue, general and administrative, and research and development from continuing operations expenses based on responsibilities of the impacted employees.

The Company recorded \$2,422, \$2,544 and \$1,470 of restructuring charges related to reduction in employees in the years ended December 31, 2017, 2016 and 2015, respectively.

The Company's restructuring accrual activity for the year ended December 31, 2017 is summarized as follows:

	Balance as of December 31, 2016	Expenses, Net	Cash	Balance as of December 31, 2017
Employee severance and other personnel benefits liability	\$ —	\$ 2,955	\$ (2,884)	\$ 71

Dissolution of Net.Orange Ltd

On August 29, 2017, the Company dissolved its wholly owned U.K. subsidiary, Net.Orange Ltd. The Company reclassified \$ 860 of cumulative translation adjustment gains from accumulated comprehensive loss to the Company's results of discontinued operations.

Note 4. Business Combinations

2016 Acquisition

NaviNet, Inc.

On November 30, 2015, NantHealth entered into a definitive agreement with 3BE Holdings, LLC ("3BE") to acquire 100% of the outstanding equity interest of NaviNet, Inc. ("NaviNet") in exchange for \$83,529 in cash, subject to working capital adjustments, 15,513,726 newly issued Series H units with a fair value of \$52,500 and contingent arrangements or earnouts of up to \$12,250, which was effective on January 1, 2016. The contingent arrangements or earnouts require the Company to pay up to a total of \$12,250 to certain of NaviNet's former shareholders if NaviNet's revenues to those former shareholders exceed certain thresholds during the years ended December 31, 2016 and 2017. These contingent amounts or earnouts have been excluded from the purchase price consideration and are accounted for as sales incentives as certain predefined targets are met and are reflected as contra revenue. The cash portion of the acquisition was financed through a promissory note with NantCapital, LLC ("NantCapital"), an affiliate of the Company (See Note 19). In June 2016, the Company paid an additional \$455 to 3BE as the final working capital adjustment and accounted for the payment as an increase to the purchase price of NaviNet. In December 2016, and in accordance with the definitive agreements, the Company received \$2,409 out of the escrow account for the settlement of the final net working capital adjustment.

NantHealth, Inc.
Notes to Consolidated and Combined Financial Statements
(Dollars in thousands, except share and per share amounts)

The following table summarizes the total purchase consideration for the acquisition:

	Amounts
Cash paid to 3BE at closing	\$ 74,823
Cash paid to option holders after closing	2,580
Cash paid to escrow account	6,126
Working capital settlement payment	455
Fair value of Series H units	52,500
Total consideration	<u>\$ 136,484</u>

The total consideration was allocated to the net assets acquired based upon their estimated fair values:

	Amounts
Cash and restricted cash	\$ 4,804
Accounts receivable, net	10,693
Property, plant and equipment	5,044
Other assets and liabilities, net	4,561
Accounts payable	(4,585)
Accrued and other current liabilities	(3,674)
Deferred revenue	(2,603)
Deferred tax liability	(15,508)
Assumed indebtedness	(23,324)
Trade names	3,000
Developed technology	32,000
Customer relationships	52,000
Goodwill	74,076
Total fair value of net assets acquired	<u>\$ 136,484</u>

The estimated life of the acquired trade names is four years, the estimated life of customer relationships is fifteen years, and the estimated life of the developed technology is seven years, with these intangibles amortized on a straight-line basis. The excess of the purchase price over the net tangible and intangible assets of \$74,076 was recorded as goodwill and considered non-deductible for income tax purpose.

At the closing of the acquisition, the Company repaid all \$23,324 of assumed indebtedness presented in the table above.

Immediately prior to the closing, the board of directors of NaviNet approved the acceleration of all unvested stock options of NaviNet. The equity incentive plan governing these stock options stated that NaviNet's board of directors had the right, at its sole discretion, to accelerate vesting of all outstanding stock options in connection with a change of control. The option holders received a payout of \$7,394 immediately following the closing which represented the fair value of all vested and unvested stock options. The Company recognized in its post-acquisition results \$4,814 of compensation expense during the year ended December 31, 2016 since the Company received post-combination benefits resulting from the accelerated vesting.

During the year ended December 31, 2016, the Company recognized a net increase of \$300 from measurement period adjustments, which reduced goodwill. The measurement period adjustments included a \$2,909 increase to goodwill related to a decrease in property and equipment, a \$697 decrease to goodwill related to an increase in research and development grant receivable, a \$955 decrease to goodwill related to a decrease in deferred revenue, a \$209 increase to goodwill related to a deferred tax liability increase due to various allocation adjustments, \$455 increase to goodwill for working capital adjustments, a \$188 increase to goodwill related to an accrued sales tax liability increase, and a \$2,409 decrease to goodwill, representing the Company's right to be reimbursed from 3BE for severance benefits if their employment is terminated by the Company without cause or by the employee for good reason within 12 months after the closing date, which was settled through the escrow account in December 2016.

NantHealth, Inc.
Notes to Consolidated and Combined Financial Statements
(Dollars in thousands, except share and per share amounts)

Note 5. Accounts Receivable, net

Accounts receivable, net excludes amounts related to PCS and other services that were billed but not yet delivered at each period end. These undelivered services are also excluded from the deferred revenue balances on the accompanying Consolidated Balance Sheets. The amount of outstanding and unpaid invoices excluded from both the accounts receivable and deferred revenue balances as of December 31, 2017 and 2016 was \$6,198 and \$2,878 , respectively.

Accounts receivable are included on the Consolidated Balance Sheets net of the allowance for doubtful accounts. A summary of activity in the allowance for doubtful accounts for the years ended December 31, 2017 , 2016 and 2015 is as follows:

	Balance at beginning of the year	Additions to expense	(Write offs) / Recoveries	Balance at the end of the year
Year Ended December 31, 2017	\$ 70	79	—	\$ 149
Year Ended December 31, 2016	\$ 301	364	(595)	\$ 70
Year Ended December 31, 2015	\$ 142	83	76	\$ 301

Note 6. Inventories

Inventories as of December 31, 2017 and 2016 consisted of the following:

	December 31,	
	2017	2016
Finished goods	\$ 839	\$ 1,308
Raw materials	—	377
Inventories	\$ 839	\$ 1,685

Note 7. Prepaid Expenses and Other Current Assets and Accrued and Other Current Liabilities

Prepaid expenses and other current assets as of December 31, 2017 and 2016 consisted of the following:

	December 31,	
	2017	2016
Prepaid expenses	\$ 2,791	\$ 3,083
Restricted cash ⁽¹⁾	350	100
Other current assets	2,217	173
Prepaid expenses and other current assets	\$ 5,358	\$ 3,356

(1) Additional \$250 of non-current restricted cash as of December 31, 2016 is included in the Company's Consolidated Balance Sheets as part of Other assets.

Accrued and other current liabilities of December 31, 2017 and 2016 consisted of the following:

	December 31,	
	2017	2016
Payroll and related costs	\$ 7,051	\$ 9,821
NaviNet acquisition accrued earnout (See Note 4)	5,408	2,675
Other accrued and other current liabilities	5,675	7,536
Accrued and other current liabilities	\$ 18,134	\$ 20,032

Note 8. Property, Plant and Equipment, net

NantHealth, Inc.
Notes to Consolidated and Combined Financial Statements
(Dollars in thousands, except share and per share amounts)

Property, plant and equipment, net as of December 31, 2017 and 2016 consisted of the following:

	Useful life (in years)	December 31,	
		2017	2016
Computer equipment and software	3-5	\$ 13,998	\$ 13,391
Furniture and equipment	5-7	3,211	3,169
Leasehold and building improvements ⁽¹⁾		4,233	3,921
Internal use software	3	17,690	10,371
Construction in progress		629	1,090
		39,761	31,942
Less: Accumulated depreciation and amortization		(21,244)	(11,813)
Property, plant and equipment, net		\$ 18,517	\$ 20,129

(1) Useful life for leasehold and building improvements represents the term of the lease or the estimated life of the related improvements, whichever is shorter.

Depreciation expense from continuing and discontinued operations was \$12,363 and \$8,088 for the years ended December 31, 2017 and 2016, respectively, of which \$5,792 and \$1,766, respectively, related to internal use capitalized software development costs. Depreciation expense from continuing operations and discontinued operations was \$3,661 for the year ended December 31, 2015, of which none related to internal use capitalized software development costs. Amounts capitalized to internal use software related to continuing operations for the years ended December 31, 2017, 2016 and 2015 were \$7,333, \$10,357 and \$0, respectively.

Note 9. Intangible Assets, net

The Company's definite-lived intangible assets as of December 31, 2017 and 2016 consisted of the following:

	December 31, 2017			
	Customer Relationships	Developed Technologies	Trade Name	Total
Gross carrying amount	\$ 52,000	\$ 32,000	\$ 3,000	\$ 87,000
Accumulated amortization	(6,933)	(9,143)	(1,500)	(17,576)
Intangible assets, net	\$ 45,067	\$ 22,857	\$ 1,500	\$ 69,424

	December 31, 2016			
	Customer Relationships	Developed Technologies	Trade Name	Total
Gross carrying amount	\$ 52,400	\$ 61,130	\$ 3,000	\$ 116,530
Accumulated amortization	(3,867)	(33,101)	(750)	(37,718)
Intangible assets, net	\$ 48,533	\$ 28,029	\$ 2,250	\$ 78,812

Amortization of definite-lived intangible assets is provided over their estimated useful lives on a straight-line basis or the pattern in which economic benefits are consumed, if reliably determinable. The Company reviews its definite-lived intangible assets for impairment whenever events or changes in circumstances indicate that the carrying amount of an asset may not be recoverable. Amortization expense from continuing and discontinued operations was \$15,692, \$22,485 and \$12,127 for the years ended December 31, 2017, 2016 and 2015, respectively.

The Company wrote off fully amortized intangible assets of \$29,530 during the year ended December 31, 2017, and recorded \$87,000 of definite-lived intangible assets related to the acquisition of NaviNet during the year ended December 31, 2016 (See Note 4). These intangibles are amortized over a period of four to fifteen years.

The estimated future intangibles amortization expense over the next five years and thereafter for the intangible assets that exist as of December 31, 2017 is as follows:

NantHealth, Inc.
Notes to Consolidated and Combined Financial Statements
(Dollars in thousands, except share and per share amounts)

	Amounts
2018	\$ 8,788
2019	8,788
2020	8,038
2021	8,038
2022	8,038
Thereafter	27,734
Total future intangibles amortization expense	<u>\$ 69,424</u>

Note 10. Goodwill

The Company performed a qualitative test on October 1, 2017 and 2016 for its single reporting unit to test for goodwill impairment. By review of macroeconomic conditions, industry and market conditions, cost factors, overall financial performance compared with prior projections, and other relevant entity-specific events, the Company determined that the fair value of the reporting unit was significantly in excess of the carrying value, and therefore concluded that a quantitative test was not necessary and as a result goodwill was not impaired.

Goodwill activity during the years ended December 31, 2016 and 2017 is shown as follows:

	Amounts
Balance at January 1, 2016	\$ 56,718
NaviNet acquisition (See Note 4)	74,076
HCS measurement period adjustment	275
Goodwill allocated to discontinued operations	(16,444)
Net activity during the year	<u>57,907</u>
Balance at December 31, 2016	114,625
Activity during the year	<u>—</u>
Balance at December 31, 2017	<u>\$ 114,625</u>

The Company added \$74,076 of goodwill related to the acquisition of NaviNet on January 1, 2016, and measurement period adjustments of \$275 related to the asset acquisition of Healthcare Solutions ("HCS") from Harris Corporation in 2015 during the year ended December 31, 2016.

Goodwill as of December 31, 2017 and 2016 was \$114,625, net of goodwill allocated to discontinued operations of \$16,444. The value of goodwill associated with the discontinued operations was based on the relative fair value of the Business disposed to the total reporting unit as of August 25, 2017 (See Note 3).

Note 11. Investments

Equity method investment

Investment in NantOmics during 2015

In 2015, the Company purchased a total of 169,074,539 Series A-2 units of NantOmics, LLC ("NantOmics"), a related party of the Company, for an aggregate purchase price of \$250,774. The Series A-2 units do not have any voting rights and represent approximately 14.28% of NantOmics' issued and outstanding membership interests. NantOmics is majority owned by NantWorks and delivers molecular diagnostic capabilities with the intent of providing actionable intelligence and molecularly driven decision support for cancer patients and their providers at the point of care.

NantHealth, Inc.
Notes to Consolidated and Combined Financial Statements
(Dollars in thousands, except share and per share amounts)

The Company applies the equity method to account for its investment in NantOmics as the interest in the equity is similar to a partnership interest. Further, the Company has the ability to exert significant influence over the operating and financial policies of the entity since NantWorks controls both NantHealth and NantOmics. The difference between the carrying amount of the investment in NantOmics and the Company's underlying equity in NantOmics' net assets relate to both definite and indefinite-lived intangible assets. The Company attributed \$28,195 and \$14,382 of these differences to NantOmics' developed technologies and its reseller agreement with the Company, respectively, prior to the application of developed technology intangibles included in NantOmics net assets, and the remaining basis differences were attributed to goodwill. The Company amortizes the basis differences related to the definite-lived intangible assets over the assets' estimated useful lives and records these amounts as a reduction in the carrying amount of its investment and an increase in its equity method loss.

The investment in related party is assessed for possible impairment when events indicate that the fair value of the investment may be below the carrying value. When such a condition is deemed to be other than temporary, the carrying value of the investment is written down to its fair value, and the amount of the write-down is included in net loss. In making the determination as to whether a decline is other than temporary, the Company considers such factors as the duration and extent of the decline, the investee's financial performance, and the Company's ability and intention to retain the investment for a period that will be sufficient to allow for any anticipated recovery in the investment's market value. The new cost basis of the investment is not changed for subsequent recoveries in fair value.

The fair value of the Company's equity method investment is determined using the income approach. The income approach utilizes a discounted cash flow model incorporating management's expectations for future revenue, operating expenses, and earnings before interest, taxes, depreciation and amortization, capital expenditures and an anticipated tax rate. The related cash flow forecasts are discounted using an estimated weighted-average cost of capital at the date of valuation. Differences between the carrying value of an equity investment and its underlying equity in the net assets of the related party are assigned to the extent practicable to specific assets and liabilities based on our analysis of the various factors giving rise to the difference. When appropriate, the Company's share of the related party's reported earnings is adjusted quarterly to reflect the difference between these allocated values and the related party's historical book values.

At June 30, 2017 and at December 31, 2016, the Company determined that other-than-temporary-impairments of \$35,991 and \$29,816 , respectively, in the value of the investment in NantOmics had occurred, predominantly attributed to declines in the value of goodwill. The declines in the fair value was primarily caused by delays in the Company's GPS revenue growth and changes in the risk profile of the financial projections for NantOmics. The Company based its financial projections on information that the Company believes is reasonable; however, actual results may differ materially from those projections. The other than temporary impairment was based on judgments and estimates that are forward looking in nature and it is reasonably possible that the estimate of the impairment of the equity method investment in NantOmics will change in the near term due to the following: actual NantOmics cash distribution is materially lower than expected, significant adverse changes in NantOmics' operating environment, increase in the discount rate, and changes in other key assumptions. Risks and uncertainties are related to assumptions regarding future financial performance, commercial acceptance of product and service offerings, risk of reimbursement for the Company's sequencing and molecular analysis solution, developments in the healthcare and molecular diagnostics industry, NantOmics' ability to integrate its business acquisitions, regulatory risks, and other general business risks including unanticipated adverse changes in NantOmics' operating environment.

The Company reports its share of NantOmics' income or loss and the amortization of basis differences using a one quarter lag. For the years ended December 31, 2017 , 2016 and 2015 , the Company recognized losses of \$50,334 , \$40,994 and \$2,584 , respectively, related to this investment.

The Company used the following summarized financial information for NantOmics for the trailing twelve months ended September 30, 2017 and September 30, 2016 to record its equity investment method losses for the years ended December 31, 2017 and 2016 , respectively:

	Trailing Twelve Months Ended September 30, 2017	Trailing Twelve Months Ended September 30, 2016
Sales	\$ 7,103	\$ 5,189
Gross loss	(7,167)	(5,752)
Loss from operations	(48,989)	(42,215)
Net loss	(57,958)	(36,435)
Net loss attributable to NantOmics	(54,784)	(34,236)

NantHealth, Inc.
Notes to Consolidated and Combined Financial Statements
(Dollars in thousands, except share and per share amounts)

Other investments

Investment in IOBS during 2015

On June 16, 2015, the Company invested \$1,750 in Innovative Oncology Business Solutions, Inc. ("IOBS") in exchange for 1,750,000 shares of IOBS's Series A preferred stock. IOBS offers community oncology practices an alternative medical home model for oncology patients that improves health outcomes, enhances patient care experiences and significantly reduces costs of care. The shares of preferred stock represent 35.0% of the outstanding equity of IOBS on an as-converted basis. The Company applied the cost method to account for its investment because the preferred stock is not considered in-substance common stock, is not considered a debt instrument as the Company cannot unilaterally demand redemption of the preferred stock and the preferred stock does not have a readily determinable fair value.

As of December 31, 2017 and 2016, IOBS was considered a variable interest entity. The Company is not the primary beneficiary of IOBS because it only has the right to elect two of five directors. All major decisions of IOBS require the majority vote by the members of the board of directors, including decisions made to manage the business including hiring and firing of officers and other critical management functions. Therefore, the Company does not consolidate IOBS.

The Company's maximum exposure to loss as a result of its involvement with IOBS is approximately \$1,750, which is primarily composed of the original cost of the investment in IOBS' Series A preferred stock. No other arrangements exist that could require the Company to provide additional financial support or otherwise expose the Company to a loss.

As of December 31, 2017 and 2016, there are no identified events or changes in circumstances that may have a significant adverse effect on the value of the investment.

Investment in TRM and sale to NantCRO during 2015

On September 8, 2015, the Company completed a Contribution Agreement with the members of Translational Research Management, LLC ("TRM") whereby those members contributed their 54% equity interest in TRM in exchange for \$250 in cash and 267,905 of the Company's Series A units. TRM is a management services organization committed to building a nationwide network of community based medical oncology professionals dedicated to offering research studies to their patients. On June 1, 2016, the Series A units issued to TRM were converted into 44,778 shares of the Company's common stock.

On the same day, the Company sold its 54% equity interest in TRM to NantCRO, LLC, a wholly owned subsidiary of NantOmics, in exchange for \$250 in cash and 610,928 of NantOmics' Series A-2 units, which is equivalent in value to the purchase price paid by the Company. As a result, the Company's ownership percentage in NantOmics is approximately 14.28%.

Note 12. Convertible Notes

In December 2016, the Company entered into the Purchase Agreement with J.P. Morgan Securities LLC and Jefferies LLC, as representatives of the several initial purchasers named therein (collectively, the "Initial Purchasers"), to issue and sell \$90,000 in aggregate principal amount of its 5.50% senior convertible notes due 2021 ("Convertible Notes") in a private placement to qualified institutional buyers pursuant to Rule 144A under the Securities Act of 1933, as amended (the "Securities Act"), and to non-U.S. persons pursuant to Regulation S under the Securities Act. In December 2016, the Company entered into a purchase agreement (the "Cambridge Purchase Agreement") with Cambridge Equities, L.P. ("Cambridge"), an entity affiliated with Dr. Patrick Soon-Shiong, the Company's Chairman and Chief Executive Officer, to issue and sell \$10,000 in aggregate principal amount of the Convertible Notes in a private placement pursuant to an exemption from the registration requirements of the Securities Act afforded by Section 4(a)(2) of the Securities Act. In December 2016, pursuant to the exercise of the overallotment by the Initial Purchasers, the Company issued an additional \$7,000 principal amount of the Convertible Notes. The total net proceeds from this offering were approximately \$102,714, \$9,917 from Cambridge and \$92,797 from the Initial Purchasers, after deducting Initial Purchasers' discount and debt issuance costs of \$4,286 in connection with the Convertible Notes offering.

On December 21, 2016, the Company entered into an indenture, relating to the issuance of the Convertible Notes (the "Indenture"), by and between the Company and U.S. Bank National Association, as trustee (the "Trustee"). The interest rates are fixed at 5.50% per year, payable semi-annually on June 15 and December 15 of each year, beginning on June 15, 2017. The Convertible Notes will mature on December 15, 2021, unless earlier repurchased by the Company or converted pursuant to their terms.

NantHealth, Inc.
Notes to Consolidated and Combined Financial Statements
(Dollars in thousands, except share and per share amounts)

In connection with the offering of the Convertible Notes, on December 15, 2016, the Company entered into a Second Amended and Restated Promissory Note which amends and restates the Amended and Restated Promissory Note, dated May 9, 2016, between the Company and NantCapital, to, among other things, extend the maturity date of the Promissory Note to June 30, 2022 and to subordinate the Promissory Note in right of payment to the Convertible Notes (See Note 19).

The initial conversion rate of the Convertible Notes is 82.3893 shares of common stock per \$1 principal amount of Convertible Notes (which is equivalent to an initial conversion price of approximately \$12.14 per share). Prior to the close of business on the business day immediately preceding September 15, 2021, the Convertible Notes will be convertible only under the following circumstances:

- (1) during any calendar quarter commencing after March 31, 2017 (and only during such calendar quarter), if, for at least 20 trading days (whether or not consecutive) during the 30 consecutive trading day period ending on the last trading day of the immediately preceding calendar quarter, the last reported sale price of the Company's common stock on such trading day is greater than or equal to 120% of the conversion price on such trading day;
- (2) during the five business day period after any five consecutive trading day period in which, for each day of that period, the trading price per \$1 principal amount of the Convertible Notes for such trading day was less than 98% of the product of the last reported sale price of the Company's common stock and the conversion rate on such trading day; or
- (3) upon the occurrence of specified corporate transactions as described in the Indenture agreement.

Upon conversion, the Convertible Notes will be settled in cash, shares of the Company's common stock or any combination thereof at the Company's option.

Upon the occurrence of a fundamental change (as defined in the Indenture), holders may require the Company to purchase all or a portion of the Convertible Notes in principal amounts of \$1 or an integral multiple thereof, for cash at a price equal to 100% of the principal amount of the Convertible Notes to be purchased plus any accrued and unpaid interest to, but excluding, the fundamental change purchase date. The conversion rate will be subject to adjustment upon the occurrence of certain specified events.

On or after the date that is one year after the last date of original issuance of the Convertible Notes, if the last reported sale price of the Company's common stock for at least 20 trading days (whether or not consecutive) during the period of 30 consecutive trading days ending within the five trading days immediately preceding a conversion date is greater than or equal to 120% of the conversion price on each applicable trading day, the Company will make an interest make-whole payment to a converting holder (other than a conversion in connection with a make-whole fundamental change in which the conversion rate is adjusted) equal to the sum of the present values of the scheduled payments of interest that would have been made on the Convertible Notes to be converted had such Convertible Notes remained outstanding from the conversion date through the earlier of (i) the date that is three years after the conversion date and (ii) the maturity date if the Convertible Notes had not been so converted. The present values of the remaining interest payments will be computed using a discount rate equal to 2.0%. The Company may pay any interest make-whole payment either in cash or in shares of its common stock, at the Company's election as described in the Indenture.

The Company accounts for convertible debt instruments that may be settled in cash upon conversion (including partial cash settlement) by recording the liability and equity components of the convertible debt separately. The liability component is computed based on the fair value of a similar liability that does not include the conversion option. The liability component includes both the value of the embedded interest make-whole derivative and the carrying value of the Convertible Notes. The equity component is computed based on the total debt proceeds less the fair value of the liability component. The equity component is also recorded as debt discount and amortized as interest expense over the expected term of the Convertible Notes.

The liability component of the Convertible Notes on the date of issuance was computed as \$83,079, consisting of the value of the embedded interest make-whole derivative of \$1,499 and the carrying value of the Convertible Notes of \$81,580. Accordingly, the equity component on the date of issuance was \$23,921. If the debt will be considered current at the balance sheet date, the liability component of the convertible notes will be classified as current liabilities and presented in current portion of convertible notes debt and the equity component of the convertible debt will be considered a redeemable security and presented as redeemable equity on the Company's Consolidated Balance Sheet.

Offering costs of \$4,286 related to the issuance of the Convertible Notes are allocated to the liability and equity components in proportion to the allocation of the proceeds and accounted for as deferred financing offering costs and equity issuance costs, respectively. Approximately \$972 of this amount was allocated to equity and the remaining \$3,314 have been capitalized as deferred financing offering costs.

NantHealth, Inc.
Notes to Consolidated and Combined Financial Statements
(Dollars in thousands, except share and per share amounts)

The debt discounts and deferred financing offering costs on the Convertible Notes are being amortized to interest expense over the contractual terms of the Convertible Notes, using the effective interest method at an effective interest rate of 12.82% .

As of December 31, 2017 , the remaining life of the Convertible Notes is approximately 48 months .

The following table summarizes how the issuance of the Convertible Notes is reflected in the Company's Consolidated Balance Sheets as of December 31, 2017 and 2016 :

	Related party	Others	Total
Balance as of December 31, 2017			
Gross proceeds	\$ 10,000	\$ 97,000	\$ 107,000
Unamortized debt discounts and deferred financing offering costs	(2,053)	(22,155)	(24,208)
Net carrying amount	<u>\$ 7,947</u>	<u>\$ 74,845</u>	<u>\$ 82,792</u>
Balance as of December 31, 2016			
Gross proceeds	\$ 10,000	\$ 97,000	\$ 107,000
Unamortized debt discounts and deferred financing offering costs	(2,436)	(26,190)	(28,626)
Net carrying amount	<u>\$ 7,564</u>	<u>\$ 70,810</u>	<u>\$ 78,374</u>

The following table sets forth the Company's interest expense incurred for the years ended December 31, 2017 and 2016 :

	Year Ended December 31,					
	2017			2016		
	Related party	Others	Total	Related party	Others	Total
Coupon interest expense	\$ 550	\$ 5,335	\$ 5,885	\$ 15	\$ 139	\$ 154
Amortization of debt discounts	373	3,536	3,909	10	86	96
Amortization of deferred financing offering costs	10	499	509	—	12	12
Total convertible notes interest expense	<u>\$ 933</u>	<u>\$ 9,370</u>	<u>\$ 10,303</u>	<u>\$ 25</u>	<u>\$ 237</u>	<u>\$ 262</u>

Note 13. Fair Value Measurements

Assets and liabilities measured at fair value on a recurring basis as of December 31, 2017 and 2016 consisted of the following:

	December 31, 2017			
	Total fair value	Quoted price in active markets for identical assets (Level 1)	Significant other observable inputs (Level 2)	Significant unobservable inputs (Level 3)
Assets - Cash equivalents	\$ 57,683	\$ 57,683	\$ —	\$ —
Assets - Held-to-maturity securities	361	—	361	—
Liabilities - Interest make-whole derivative	7	—	—	7

	December 31, 2016			
	Total fair value	Quoted price in active markets for identical assets (Level 1)	Significant other observable inputs (Level 2)	Significant unobservable inputs (Level 3)
Assets - Cash equivalents	\$ 149,067	\$ 149,067	\$ —	\$ —
Assets - Held-to-maturity securities	—	—	—	—
Liabilities - Interest make-whole derivative	271	—	—	271

The Company's intangible assets and goodwill are initially measured at fair value and any subsequent adjustment to the initial fair value occurs only if an impairment charge is recognized.

NantHealth, Inc.
Notes to Consolidated and Combined Financial Statements
(Dollars in thousands, except share and per share amounts)

The fair values of the Company's cash equivalents (consisting of mainly money market accounts) are based on quoted market prices in active markets with no valuation adjustment.

The Company's investment securities as of December 31, 2017 include certificates of deposit that are classified by management as held-to-maturity since the Company has the positive intent and ability to hold to maturity. The fair value of these investments approximate carrying values, and the Company has classified these instruments as Level 2 in the fair value hierarchy.

The amortized cost and fair value of investment securities as of December 31, 2017, by contractual maturity, are shown below.

	December 31, 2017	
	Cost	Fair Value
Held-to-maturity:		
Due in one year or less	\$ —	\$ —
Due in one to three years	361	361
Total	<u>\$ 361</u>	<u>\$ 361</u>

Level 3 Inputs

In December 2016, the Company issued \$107,000 in aggregate principal amount of Convertible Notes due December 15, 2021, of which \$10,000 issued to a related party (See Note 12). The Convertible Notes include an interest make-whole feature whereby if a noteholder converts any of the Convertible Notes one year after the last date of original issuance of the Convertible Notes, they are entitled, in addition to the other consideration payable or deliverable in connection with such conversion, to an interest make-whole payment equal to the sum of the present values of the scheduled payments, computed using a discount rate equal to 2.0% , of interest that would have been made on the Convertible Notes to be converted had such Convertible Notes remained outstanding from the conversion date through the earlier of (i) the date that is three years after the conversion date and (ii) the maturity date if the Convertible Notes had not been so converted. The Company may pay any interest make-whole payment either in cash or in shares of its common stock, at the Company's election as described in the Indenture. The Company has determined that this feature is an embedded derivative and have recognized the fair value of this derivative as a liability in the Company's Consolidated Balance Sheet, with subsequent changes to fair value recorded through earnings at each reporting period on the Company's Consolidated and Combined Statements of Operations as change in fair value of derivative liability.

The fair market value for level 3 securities may be highly sensitive to the use of unobservable inputs and subjective assumptions. Generally, changes in significant unobservable inputs may result in significantly lower or higher fair value measurements.

The following tables set forth a summary of changes in the fair value of Level 3 liabilities for the years ended December 31, 2017 and 2016 :

	December 31, 2016	Additions	Change in fair value	December 31, 2017
Interest make-whole derivative liability:				
Related party	\$ 25	\$ —	\$ (25)	\$ —
Others	246	—	(239)	7
	<u>\$ 271</u>	<u>\$ —</u>	<u>\$ (264)</u>	<u>\$ 7</u>

	December 31, 2015	Additions	Change in fair value	December 31, 2016
Interest make-whole derivative liability:				
Related party	\$ —	\$ 148	\$ (123)	\$ 25
Others	—	1,351	(1,105)	246
	<u>\$ —</u>	<u>\$ 1,499</u>	<u>\$ (1,228)</u>	<u>\$ 271</u>

The fair value of the derivative liability includes the estimated volatility and risk free rate. The higher/lower the estimated volatility, the higher/lower the value of the liability. The higher/lower the risk free interest rate, the higher/lower the value of the liability.

NantHealth, Inc.
Notes to Consolidated and Combined Financial Statements
(Dollars in thousands, except share and per share amounts)

As of December 31, 2017, the estimated fair value and carrying value of the Company's Convertible Notes were:

	Fair value	Carrying value	Face value
5.5% convertible senior notes due December 15, 2021:			
Balance as of December 31, 2017			
Related party	\$ 7,327	\$ 7,947	\$ 10,000
Others	71,076	74,845	97,000
	<u>\$ 78,403</u>	<u>\$ 82,792</u>	<u>\$ 107,000</u>
Balance as of December 31, 2016			
Related party	\$ 11,081	\$ 7,564	\$ 10,000
Others	107,491	70,810	97,000
	<u>\$ 118,572</u>	<u>\$ 78,374</u>	<u>\$ 107,000</u>

The fair value shown above represents the fair value of the debt instrument, inclusive of both the debt and equity components, but excluding the derivative liability. The carrying value represents only the carrying value of the debt component.

The fair value of the convertible notes is determined by unobservable inputs that are supported by minimal non-active market activity and that are significant to determining the fair value of the debt instrument.

Note 14. Commitments and Contingencies

The Company's principal commitments consist of obligations under its outstanding debt obligations, noncancelable leases for its office space and certain equipment and vendor contracts to provide research services, and purchase obligations under license agreements and reseller agreements.

Lease Arrangements

The Company leases both real estate and equipment used in its operations and classifies those leases as either operating or capital leases for accounting purposes. As of December 31, 2017 and 2016, the Company had no material capital leases and the remaining lives of its operating leases ranged from one to five years.

Rental expense associated with operating leases is charged to expense in the year incurred and is included in the Consolidated and Combined Statements of Operations. For the years ended December 31, 2017, 2016 and 2015, the rental expense from continuing and discontinued operations was charged to selling, general and administrative expense in the amount of \$4,513, \$4,526 and \$2,108, respectively.

As of December 31, 2017, the Company's future minimum rental commitments under its noncancelable operating leases are as follows:

	Amounts
2018	\$ 1,451
2019	326
2020	272
2021	192
2022	—
Total minimum rental commitments	<u>\$ 2,241</u>

Related Party Promissory Note

On January 4, 2016, the Company executed a \$112,666 demand promissory note in favor of NantCapital to fund the acquisition of NaviNet. On May 9, 2016 and December 15, 2016, the promissory note with NantCapital was amended to provide that all outstanding principal and accrued interest is due and payable on June 30, 2022, and not on demand and the Company subordinated the Promissory Note in right of payment to the Convertible Notes (See Note 12).

NantHealth, Inc.
Notes to Consolidated and Combined Financial Statements
(Dollars in thousands, except share and per share amounts)

Indenture Obligations Under Convertible Notes

On December 21, 2016, the Company entered into the Indenture relating to the issuance of the \$107,000 Convertible Notes, by and between the Company and U.S. Bank National Association the Trustee. The interest rates are fixed at 5.50% per year, payable semi-annually on June 15 and December 15 of each year, beginning on June 15, 2017. The Convertible Notes will mature on December 15, 2021, unless earlier repurchased by the Company or converted pursuant to their terms (See Note 12).

Purchase Obligations Under License Agreements and Reseller Agreements

In September 2016, the Company entered into a Second Amended and Restated Reseller Agreement for genomic and proteomic sequencing services and related bioinformatics and analysis services with NantOmics, with an effective date of June 19, 2015 (See Note 19).

In August 2017, the Company and Allscripts modified the amended and restated mutual license and reseller agreement dated June 26, 2015, which was further amended on December 30, 2017, such that, among other things, the Company committed to deliver a minimum of \$95,000 of total bookings over a ten -year period ("Bookings Commitment") from referral transactions and sales of certain Allscripts products under this agreement. In the event of a Bookings Commitment shortfall at the end of the ten -year period, the Company may be obligated to pay 70% of the shortfall, subject to certain credits (See Note 3). The Company will earn 30% commission from Allscripts on each software referral transaction that results in a booking with Allscripts. The Company accounts for the Bookings Commitment at its estimated fair value over the life of the agreement and, as of December 31, 2017, the estimated fair value was not material.

Regulatory Matters

The Company is subject to regulatory oversight by the U.S. Food and Drug Administration and other regulatory authorities with respect to the development, manufacturing, and sale of some of the solutions. In addition, the Company is subject to the Health Insurance Portability and Accountability Act ("HIPAA"), the Health Information Technology for Economic and Clinical Health Act and related patient confidentiality laws and regulations with respect to patient information. The Company reviews the applicable laws and regulations regarding effects of such laws and regulations on its operations on an on-going basis and modifies operations as appropriate. The Company believes it is in substantial compliance with all applicable laws and regulations. Failure to comply with regulatory requirements could have a significant adverse effect on the Company's business and operations.

Legal Matters

In March 2017, a number of putative class action securities complaints were filed in U.S. District Court for the Central District of California, naming as defendants the Company and certain of our executive officers and directors. These complaints have been consolidated with the lead case captioned Deora v. NantHealth, Inc., 2:17-cv-01825. In June 2017, the lead plaintiffs filed an amended consolidated complaint, which generally alleges that defendants violated federal securities laws by making material misrepresentations in NantHealth's initial public offering registration statement and in subsequent public statements. In particular, the complaint refers to various third-party articles in alleging that defendants misrepresented NantHealth's business with the University of Utah, donations to the university by non-profit entities associated with our founder Dr. Soon-Shiong, and orders for GPS Cancer. The lead plaintiffs seek unspecified damages and other relief on behalf of putative classes of persons who purchased or acquired NantHealth securities in the IPO or on the open market from June 1, 2016 through May 1, 2017. Defendants have filed a motion to dismiss. The Company believes that the claims lack merit and intend to vigorously defend the litigation.

In May 2017, a putative class action complaint was filed in California Superior Court, Los Angeles County, asserting claims for violations of the Securities Act based on allegations similar to those in Deora. That case is captioned Bucks County Employees Retirement Fund v. NantHealth, Inc., BC 662330. The parties have agreed to a stay of the case pending resolution of the motion to dismiss in the federal Deora case. The Company believes that the claims lack merit and intends to vigorously defend the litigation.

In August 2017, a putative shareholder derivative action was filed in California Superior Court, Los Angeles County, captioned Engleman v. Soon-Shiong, et al., BC 671261. The complaint contains allegations similar to those in Deora, but asserts causes of action on behalf of NantHealth against various of the Company's current or former directors and officers for alleged breaches of fiduciary duty, abuse of control, gross mismanagement, and unjust enrichment. The Company is named solely as a nominal defendant. On January 23, 2018, the superior court granted the Company's motion to dismiss the case based on a provision in the Company's corporate charter requiring derivative actions to be brought in Delaware. The plaintiff has not yet indicated whether she intends to appeal that decision and/or refile her claims in Delaware. The Company believes that the claims lack merit and intends to vigorously defend the litigation.

NantHealth, Inc.
Notes to Consolidated and Combined Financial Statements
(Dollars in thousands, except share and per share amounts)

The monetary and other impact of these actions may remain unknown for substantial periods of time. The cost to defend, settle or otherwise resolve these matters may be significant and divert management's attention. We cannot assure you that we will prevail in these lawsuits. If we are ultimately unsuccessful in these matters, we could be required to pay substantial amounts which might materially adversely affect our business, operating results and financial condition.

Note 15. Income Taxes

The components of the provision for income taxes are presented in the following table:

	Year Ended December 31,		
	2017	2016	2015
Current:			
Federal	\$ (498)	\$ 228	\$ 338
State	17	28	52
Foreign	100	164	1
Total current provision	(381)	420	391
Deferred:			
Federal	(3,001)	(12,613)	—
State	1,179	(2,807)	—
Entity status change	—	(8,719)	—
Foreign	—	(78)	—
Total deferred benefit	(1,822)	(24,217)	—
Provision for (benefit from) income taxes, net	\$ (2,203)	\$ (23,797)	\$ 391

The provision for income taxes differs from the amount of income tax determined by applying the applicable U.S. statutory federal income tax rate to pretax loss as a result of the following differences:

	Year Ended December 31,		
	2017	2016	2015
United States federal tax at statutory rate	34.00 %	34.00 %	34.00 %
Items affecting federal income tax rate:			
State tax rate, net of federal benefit	3.53 %	4.04 %	0.11 %
Pass - through losses	— %	(8.87)%	(32.18)%
Valuation allowance	1.41 %	(24.84)%	(0.70)%
LLC conversion to C corporation	— %	12.96 %	— %
Stock compensation	(1.95)%	(1.36)%	— %
"Tax Act" 2017 impact	(34.83)%	— %	— %
Other adjustments	(0.51)%	(1.44)%	(2.10)%
Effective income tax rate	1.65 %	14.49 %	(0.87)%

On December 22, 2017, the Tax Cuts and Jobs Act of 2017 (the "Act") was signed into law making significant changes to the Internal Revenue Code. Changes include, but are not limited to, a corporate tax rate decrease from 35% to 21% effective for tax years beginning after December 31, 2017, the transition of U.S. international taxation from a worldwide tax system to a territorial system, and a one-time transition tax on the mandatory deemed repatriation of cumulative foreign earnings as of December 31, 2017. The Company has calculated its best estimate of the impact of the Act in accordance with its understanding of the Act and guidance available as of the date of this filing. As a result of the tax rate reduction, the Company has reduced the deferred tax asset balance as of December 31, 2017 by \$46,529. The Company has also reduced the valuation allowance by \$49,071.

NantHealth, Inc.
Notes to Consolidated and Combined Financial Statements
(Dollars in thousands, except share and per share amounts)

In December 2017, the SEC staff issued Staff Accounting Bulletin No. 118, *Income Tax Accounting Implications of the Tax Cuts and Jobs Act* (SAB 118), which allows us to record provisional amounts during a measurement period not to extend beyond one year of the enactment date. The impact of the change in tax rate is based on estimates of our net U.S. deferred tax assets and corresponding change to the valuation allowance as of December 31, 2017. Additionally, potential further guidance may be forthcoming from the Financial Accounting Standards Board and the Securities and Exchange Commission, as well as regulations, interpretations and rulings from federal and state tax agencies, which could result in additional impacts. The company will continue to analyze additional information and guidance related to the Act as supplemental legislation, regulatory guidance, or evolving technical interpretations become available. The final impacts may differ from the recorded amounts as of December 31, 2017, and the Company will continue to refine such amounts within the measurement period provided by SAB 118.

As of December 31, 2017, we had an immaterial amount of unremitted earnings related to certain foreign subsidiaries. We intend to continue to reinvest our foreign earnings indefinitely and do not expect to incur any significant taxes related to such amounts.

Prior to June 1, 2016, NantHealth was a limited liability company taxed as partnership. It also owned a number of subsidiaries, including single member limited liability companies taxed as disregarded entities and corporations. As detailed in the table above, a significant amount of the Company's losses before income taxes was generated by pass-through entities during the year ended December 31, 2015. Since the losses of the pass-through entities flow directly to the members of the Company for tax purposes, no provision for income taxes was reflected in the Consolidated and Combined Financial Statements for these entities. The Company recorded a tax provision on its domestic and foreign corporate subsidiaries.

From January 1, 2016 to May 31, 2016, the Company recorded an income tax benefit of \$5,986, mainly consisted of the deferred tax benefit from the amortization of NaviNet's purchase accounting intangibles when NaviNet was a stand-alone corporation for tax purposes. On June 1, 2016, NantHealth converted from a limited liability company to a C corporation and formed a consolidated group with its domestic corporate subsidiaries for federal tax purposes. Upon the LLC conversion, the Company recorded \$8,725 of tax benefit that represents the valuation allowance release to offset the purchase accounting deferred tax liability recorded on NaviNet's separate company basis, and tax expense related to certain deferred tax liability arising from tax goodwill amortization. Going forward, the Company will record federal and state tax provision of the consolidated group, and foreign tax provision of its foreign subsidiaries.

Also in 2016, the Company's issuance of the Convertible Notes and the requirement for the Company to separately account for the Note liability (debt), and equity (conversion option), and make-whole liability (other liability) components of the Convertible Notes resulted in a difference between the carrying amount and the tax basis of the Convertible Notes. This temporary difference resulted in the Company recognizing a deferred tax liability for the temporary difference between the carrying value and the tax basis of the Convertible Notes excluding the make-whole liability, which was recorded as an adjustment to additional paid-in capital of \$8,631. The creation of the deferred tax liability recognized as a component of equity represents a source of future taxable income pursuant to ASC 740, *Income Taxes*. The Company considered amounts recorded directly to equity in evaluating the need for a valuation allowance on deferred tax assets related to continuing operations. Accordingly, the Company recognized a tax benefit in continuing operations that represents the hypothetical realizable benefit of its current year operating losses resulting from the creation of the deferred tax liability in an amount equal to the \$8,631 deferred tax liability that it recognized in connection with the issuance of the Convertible Notes.

Significant components of the Company's deferred tax assets and liabilities as of December 31, 2017 and 2016 are as follows:

NantHealth, Inc.
Notes to Consolidated and Combined Financial Statements
(Dollars in thousands, except share and per share amounts)

	December 31,	
	2017	2016
Deferred income tax assets:		
Accounts payable and accrued expenses	\$ 1,520	\$ 3,222
Inventory impairment	466	431
Deferred revenue	3,458	5,562
Allowance for doubtful accounts	178	31
Property, plant and equipment, net	1,098	3,279
Intangibles	4,865	2,918
Investments	22,404	15,653
Stock compensation	3,487	8,976
Other	32	1,144
Net operating loss carryforwards	93,689	93,974
Less: Valuation allowance	(97,324)	(88,291)
Total deferred income tax assets	33,873	46,899
Deferred income tax liabilities:		
Accounts receivable, net	—	(250)
State taxes	(3,397)	(2,906)
Intangible assets, net	(28,768)	(32,155)
Convertible notes	(5,437)	(9,700)
Deferred implementation cost	(1,960)	(1,224)
Other	(149)	(580)
Total deferred income tax liabilities	(39,711)	(46,815)
Deferred income taxes, net	\$ (5,838)	\$ 84

The realization of deferred income tax assets may be dependent on the Company's ability to generate sufficient income in future years in the associated jurisdiction to which the deferred tax assets relate. The Company considers all available positive and negative evidence, including scheduled reversals of deferred income tax liabilities, projected future taxable income, tax planning strategies, and recent financial performance. Based on the review of all positive and negative evidence, including a three year cumulative pre-tax loss, the Company concluded that except for the deferred tax liability recorded on amortization of certain goodwill due to its indefinite life and deferred tax liability in excess of deferred tax asset for certain separate state and city jurisdictions, it should record a full valuation allowance against all other net deferred income tax assets at December 31, 2017 and 2016 as none of these deferred income tax assets were more likely than not to be realized as of the balance sheet dates. However, the amount of the deferred income tax assets considered realizable may be adjusted if estimates of future taxable income during the carryforward period are increased or if objective negative evidence in the form of cumulative losses is no longer present. In addition, the position of the valuation allowance for deferred tax assets for which subsequently recognized tax benefits will be credited directly to contributed capital is \$356 .

A summary of activity in the valuation reserve deducted from deferred tax assets for the years ended December 31, 2017 , 2016 and 2015 is as follows:

	Balance at beginning of the year	Additions (Adjustments)	Deductions	Balance at the end of the year
Year to Date December 31, 2017	\$ 88,291	9,032	—	\$ 97,323
Year to Date December 31, 2016	\$ 30,849	66,161	(8,719)	\$ 88,291
Year to Date December 31, 2015	\$ 28,995	1,854	—	\$ 30,849

NantHealth, Inc.
Notes to Consolidated and Combined Financial Statements
(Dollars in thousands, except share and per share amounts)

The Company records a tax benefit from uncertain tax positions only if it is more likely than not the tax position will be sustained with the taxing authority having full knowledge of all relevant information. The Company records a liability for unrecognized tax benefits from uncertain tax positions as discrete tax adjustments in the first period that the more-likely-than-not threshold is not met. As of December 31, 2017 and 2016, the Company had approximately \$0 and \$977, respectively, of unrecognized tax benefits, without interest or penalty, all of which would not impact the effective tax rate if recognized. The unrecognized tax benefits are recorded consistent with ASU No. 2013-11, *Income Taxes (Topic 740): Presentation of an Unrecognized Tax Benefit When a Net Operating Loss Carryforward, a Similar Tax Loss, or a Tax Credit Carryforward Exists (a consensus of the FASB Emerging Issues Task Force)*, in two parts. In 2017, the Company filed the accounting method change on the account receivable, account payable and other liabilities; therefore, the Company more likely than not does not have any uncertain tax positions in 2017. Therefore, the Company reversed the ASC 740 reserve on these items as well as any net operating loss associated with them.

	December 31,	
	2017	2016
Balance as of January 1	\$ 977	\$ 879
Increases/(decreases) related to tax positions taken during the current year	(977)	98
Balance as of December 31	<u>\$ —</u>	<u>\$ 977</u>

The Company's policy is to recognize interest and penalties related to uncertain tax positions in income tax expense. As of December 31, 2017 and 2016, there are no material interest and penalties associated with unrecognized tax benefits recorded in our Consolidated and Combined Statements of Operations or Consolidated Balance Sheets. Any changes to unrecognized tax benefits recorded as of December 31, 2017 that are reasonably possible to occur within the next 12 months are not expected to be material.

The Company is no longer subject to income tax examination by the U.S. federal, state or local tax authorities for years ended December 31, 2012 or prior; however, its tax attributes, such as net operating loss ("NOL") carryforwards and tax credits, are still subject to examination in the year they are used.

As of December 31, 2017, the Company had federal, state and foreign NOL carryforwards of \$353,503, \$271,867 and \$0, respectively, expiring at various dates through 2037. Utilization of the NOL carryforwards is subject to annual limitations due to ownership change limitations that occurred or could occur in the future as provided by Section 382 of the Internal Revenue Code of 1986, as amended, as well as similar state and foreign provisions. These ownership changes may limit the amount of the NOL carryforwards that can be utilized annually to offset future taxable income. The total NOL amounts above do not include the NOLs expected to expire.

Note 16. Stockholders' Equity

Allscripts Stock

As discussed in Note 3, Allscripts conveyed to the Company 15,000,000 shares of Company's common stock at par value of \$0.0001 per share that were previously owned by Allscripts as consideration for the acquired Business upon Disposition.

Initial Public Offering

On June 7, 2016, the Company completed its IPO of 6,500,000 shares of common stock at a public offering price of \$14.00 per share. Additionally, on June 9, 2016, the underwriters partially exercised their overallotment option to purchase an additional 400,000 shares of the common stock at \$14.00 per share. The Company received \$83,566 in proceeds from its IPO, after deducting underwriting discounts and commissions and offering costs of \$13,034.

In connection with the pricing of the Company's IPO on June 1, 2016, \$40,590 of principal and accrued interest on the Company's related party promissory notes with NantOmics was converted into 2,899,297 shares of the Company's common stock.

On July 25, 2016, the Company issued 1,056,689 shares of common stock, after withholding of approximately 538,794 shares to satisfy tax withholding obligations, to participants of the Phantom Unit Plan based in the United States whose phantom units vested as a result of the IPO. The Company made a cash payment of \$5,738 to cover employee withholding taxes upon the settlement of these vested phantom units. The Company also paid \$235 on August 9, 2016 to cash-settle 16,818 vested phantom units held by participants of the Phantom Unit Plan at the time of the IPO who were based outside of the United States.

NantHealth, Inc.
Notes to Consolidated and Combined Financial Statements
(Dollars in thousands, except share and per share amounts)

LLC Conversion and Reverse Split

Upon completion of the LLC Conversion on June 1, 2016, (a) all of the Company's outstanding units automatically converted into shares of common stock, based on the relative rights of the Company's pre-IPO equityholders as set forth in the Company's limited liability company agreement (the "LLC Agreement") and (b) the Company adopted and filed a certificate of incorporation with the Secretary of State of the state of Delaware and adopted bylaws. The Company adopted and filed an amendment to its certificate of incorporation (the "Amended Certificate of Incorporation") with the Secretary of State of the state of Delaware to effect a 1 -for- 5.5 reverse stock split of its common stock on June 1, 2016.

Below is a summary of the number of member units pre LLC Conversion as converted into common shares:

	Pre Conversion (Units)
Former Series A Unit Holders	420,255,676
Former Series B Unit Holders	19,109,603
Former Series C Unit Holders	3,470,254
Former Series D Unit Holders	3,572,066
Former Series E Unit Holders	35,720,664
Former Series G Unit Holders	59,099,908
Former Series H Unit Holders	15,513,726
Total Member Units	<u>556,741,897</u>

The units in the table above were converted to 99,661,906 shares of common stock, of which 10,462 shares of restricted stock. The members' equity balance of \$525,388 was reclassified into common stock and additional paid-in capital in the Consolidated Balance Sheet as of June 1, 2016.

LLC Agreement and Amended Certificate of Incorporation

Prior to the LLC Conversion, the Company's operations were governed by its LLC Agreement. Upon the consummation of the LLC Conversion, the Company converted into a corporation, and the LLC Agreement no longer governs the Company's operations or the rights of its equityholders.

The LLC Agreement provided that the board of directors had the power and discretion to manage and control the business, property and affairs of the company, but that certain actions required the consent of certain of the Company's former members. Under the LLC Agreement, the Company had units authorized, including Series A through H units. Each equityholder holding Series A, B, D, E, F, G or H units had one vote for each unit held. Profits interests units awarded under the Nant Health, LLC Profits Interests Plan (the "Profits Interests Plan") took the form of Series C units of the Company. Holders of Series C units did not have the right to vote. The LLC Agreement also set forth the rights of and restrictions on unitholders, including certain rights of first refusal and preemptive and co-sale rights. The LLC Agreement also provided that, upon the LLC Conversion, the allocation of shares of the Company's common stock among the pre-IPO equityholders was dependent upon the IPO price of its common stock, based on the relative rights of the pre-IPO equityholders as set forth in the LLC Agreement. As a result, as part of the LLC Conversion, the Company set the actual allocation of shares among its pre-IPO equityholders based upon the IPO price of its common stock.

Concurrently with the consummation of the LLC Conversion, the LLC Agreement was terminated, other than certain provisions relating to certain pre-termination tax matters and certain liabilities.

In accordance with the Company's amended and restated certificate of incorporation, which was filed immediately following the closing of its IPO, the Company is authorized to issue 750,000,000 shares of common stock, with a par value of \$0.0001 per share, and 20,000,000 shares of undesignated preferred stock, with a par value of \$0.0001 per share. Holders of the Company's common stock are entitled to one vote for each share held on all matters submitted to a vote of its stockholders. Holders of the Company's common stock have no cumulative voting rights. Further, as of December 31, 2017 and 2016, holders of the Company's common stock have no preemptive, conversion, redemption or subscription rights and there are no sinking fund provisions applicable to the Company's common stock. Upon liquidation, dissolution or winding-up of the Company, holders of the Company's common stock are entitled to share ratably in all assets remaining after payment of all liabilities and the liquidation preferences of any outstanding shares of preferred stock. Subject to preferences that may be applicable to any outstanding shares of preferred stock, holders of the Company's common stock are entitled to receive dividends, if any, as may be declared from time to time by the Company's board of directors. As of December 31, 2017 and 2016, there were no outstanding shares of preferred stock.

NantHealth, Inc.
Notes to Consolidated and Combined Financial Statements
(Dollars in thousands, except share and per share amounts)

2016 Equity Issuances

NaviNet

On January 1, 2016, the Company issued 15,513,726 Series H units to 3BE Holdings, LLC for the acquisition of NaviNet at a purchase price of \$3.3841 per unit for an aggregate amount of \$52,500 . The Series H units had substantially the same rights and preferences as the former Series B, D, E, F and G units that were outstanding at the time. On June 1, 2016, the Series H units issued to 3BE Holdings, LLC were converted into 3,749,998 shares of the Company's common stock.

Other Equity Contributions

In January 2015, the Company entered into an agreement to provide certain research related sequencing services to a research institution. The agreement provides that the institution pay the Company \$10,000 in exchange for the Company providing sequencing services. Certain public and private charitable 501(c)(3) non-profit organizations provided partial funding for the sequencing and related bioinformatics costs associated with the project. The Company's Chairman and CEO serves as the CEO and a member of the board of directors of each of the non-profit organizations and by virtue of these positions he may have influence or control over these organizations. The institution was not contractually or otherwise required to use the Company's molecular profiling solutions or any of the Company's other products or services as part of the charitable gift, however, the institution did not have a requirement to order or pay for the services unless it first received private donor funding for the project. As a result, the Company does not classify the fees related to this project as revenue but instead classifies the amounts as deemed capital contributions from the Company's Chairman and CEO. During the year ended December 31, 2017 and 2016 , \$0 and \$3,810 , respectively, was recorded as a deemed capital contribution within members' equity or stockholders' equity. During the year ended 2017 and 2016 , \$0 and \$2,286 of costs, respectively, were recorded as other services cost of revenue related to the service performed.

In December 2016, the Company entered into an agreement to provide genomic and proteomic sequencing and related bioinformatics services to an institution related to cancer research. The agreement provides that the institution pay the Company a fixed per-test fee in exchange for the services to be provided by the Company. A private charitable 501(c)(3) non-profit organization controlled by the Company's Chairman and CEO also made a charitable gift to the institution in December 2016. The gift does not contractually or otherwise require the institution to use the Company's molecular profiling solutions or any of the Company's other products or services. No amounts related to this arrangement have been recognized in the Company's Consolidated Balance Sheets or Consolidated and Combined Statements of Operations as of or for the year ended December 31, 2017 .

Redeemable Series F Units / Common Stock

On June 20, 2014, the Kuwait Investment Office ("KIO") purchased 53,580,996 Series F units of the Company through a Delaware blocker corporation, KHealth Holdings, Inc. ("KHealth"), at a purchase price of \$2.7995 per unit for an aggregate amount of \$150,000 . KIO is the London Office of the Kuwait Investment Authority ("KIA"). As part of the investment, KIO had the right and option, but not the obligation, to require NantHealth to redeem 100% of the outstanding shares of KHealth at an amount equal to the original purchase price of \$150,000 plus accrued annual interest of 7.0% if the Company had not (i) filed a registration statement on Form S-1 with the Securities and Exchange Commission on or before December 20, 2015 or (ii) had not completed a qualified initial public offering on or before June 20, 2016 (the "Put Right"). KIO did not exercise the Put Right, and it expired as of June 20, 2016.

As of December 31, 2015, the Company determined that the redemption of the Series F units was probable due to the uncertainty of completing a qualified initial public offering under prong (ii) and, as such, accrued \$16,042 of interest as a reduction to members' equity. Prior to December 31, 2015, the Company had concluded that redemption was not probable and had not adjusted the carrying value of such units to redemption value. The Series F units were classified in the Consolidated and Combined Balance Sheet as of December 31, 2015 as temporary equity as a result of the contingent redemption feature.

As part of the LLC Conversion, the Series F units converted to 10,714,285 shares of redeemable common stock as of June 1, 2016. Since the Put Right expired unexercised on June 20, 2016, the shares of common stock owned by KIO are no longer redeemable and are included in stockholders' equity.

Letter Agreement with NantWorks

On May 22, 2016, the Company signed a letter agreement with NantWorks whereby NantWorks agreed to purchase directly from KIO all of the outstanding shares of KHealth if KIO had elected to exercise its Put Right. KIO did not exercise its Put Right (which expired by its terms on June 20, 2016) and NantWorks, therefore did not purchase these shares.

NantHealth, Inc.
Notes to Consolidated and Combined Financial Statements
(Dollars in thousands, except share and per share amounts)

The change in net carrying amount of the Series F units and common stock owned by KIO for the years ended December 31, 2017 , 2016 and 2015 consisted of the following:

	Redeemable Series F Units	Redeemable Common Stock	Common Stock and Additional- Paid-in-Capital
Balance at December 31, 2014	\$ 150,000	\$ —	\$ —
Accretion to redemption value	16,042	—	—
Balance at December 31, 2015	166,042	—	—
Accretion to redemption value	4,375	—	—
Balance at June 1, 2016 pre-LLC Conversion	170,417	—	—
LLC Conversion	(170,417)	170,417	—
Balance at June 1, 2016 post-LLC Conversion	—	170,417	—
Accretion to redemption value	—	583	—
Balance at June 20, 2016 pre expiration of Put Right	—	171,000	—
Expiration of Put Right at June 20, 2016	—	(171,000)	171,000
Balance at June 20, 2016 post expiration of Put Right and at December 31, 2017	\$ —	\$ —	\$ 171,000

Note 17. Stock-Based Compensation

The following table reflects the components of stock-based compensation expense recognized in the Company's Consolidated and Combined Statements of Operations:

	Year Ended December 31,		
	2017	2016	2015
Series C / Restricted Stock:			
Research and development	\$ 111	\$ (238)	\$ 1,429
Phantom units:			
Cost of revenue	186	5,011	—
Selling, general and administrative	(341)	26,290	—
Research and development	144	12,931	—
Discontinued operations	(3,591)	9,904	—
Total phantom units stock-based compensation expense	(3,602)	54,136	—
Stock options:			
Selling, general and administrative	(49)	54	—
Restricted Stock Units:			
Cost of revenue	26	—	—
Selling, general and administrative	5,223	—	—
Research and development	2,802	—	—
Total restricted stock units stock-based compensation expense	8,051	—	—
Total stock-based compensation expense	4,511	53,952	1,429
Amount capitalized to internal-use software and deferred implementation costs	784	2,433	—
Total stock-based compensation cost	\$ 5,295	\$ 56,385	\$ 1,429

NantHealth, Inc.
Notes to Consolidated and Combined Financial Statements
(Dollars in thousands, except share and per share amounts)

Retired Profits Interests Plan

On December 3, 2013, the Company adopted the Profits Interests Plan under which it had reserved an aggregate of 63,750,000 Series C units for issuance to associates, consultants and contractors of the Company in consideration for bona fide services provided to the Company.

The Series C units were considered profits interests of the Company and did not entitle their holders (the "Series C Members") to receive distributions if the Company were liquidated immediately after the grant. Instead, the Series C Members were entitled to receive an allocation of a portion of the profit and loss of the Company arising after the date of the grant and, subject to vesting conditions, distributions made out of a portion of the profits of the Company arising after the grant date of the Series C units. Grants of the Series C units were either fully vested, partially vested, or entirely unvested at the time of the grant as determined by the Board.

Series C Members were not entitled to receive any distributions until the aggregate distributions made by the Company exceeded a hurdle amount applicable to those Series C units. The hurdle amount for each grant was determined by the Board at the date of issuance of such units. After all other members received their applicable hurdle amount, the Series C Members were entitled to receive their percentage interest of such excess distributions.

As of December 31, 2015 and through the date of the LLC Conversion, the Company had 3,470,254 Series C units outstanding.

Upon the LLC Conversion (See Note 16) on June 1, 2016, the Company issued 28,973 shares of common stock to holders of vested Series C units and 10,462 shares of restricted stock to holders of unvested Series C units. The shares of restricted stock issued to holders of unvested profits interests are subject to forfeiture until becoming fully vested in accordance with the terms of the original Series C unit grant agreements (See Restricted Stock below).

Phantom Unit Plan

On March 31, 2015, the Company approved the Nant Health, LLC Phantom Unit Plan (the "Phantom Unit Plan"). The maximum number of phantom units that may be issued under the Phantom Plan is equal to 11,590,909 minus the number of issued and outstanding Series C units of the Company. As of December 31, 2017, there were 1,292,785 phantom units outstanding under the Phantom Unit Plan, after giving effect to the 1-for-5.5 reverse stock split. Each grant of phantom units made to a participant under the Phantom Unit Plan vests over a defined service period, subject to completion of a liquidity event. The Company's IPO satisfied the liquidity event condition and the phantom units now entitle their holders to cash or noncash payments in an amount equal to the number of vested units held by that participant multiplied by the fair market value of one share of the Company's common stock at the Company's option on the date each phantom unit vests. After the Company's IPO, the Company will no longer issue any units under the Phantom Unit Plan.

The Company intends to settle all vested phantom unit payments held by United States-based participants in shares of the Company's common stock and classifies these awards as equity awards in its Consolidated Balance Sheets. Awards held by participants who are based outside of the United States are estimated to be settled in cash and are classified within accrued expenses on the Consolidated Balance Sheet as of December 31, 2017.

The following table summarizes the activity related to the unvested phantom units during the years ended December 31, 2017, 2016 and 2015:

	Number of Units	Weighted-Average Grant-Date Value per Phantom Unit
Unvested phantom units outstanding - December 31, 2015	3,722,914	\$ 15.78
Granted	3,024,430	14.07
Vested	(1,638,617)	15.02
Forfeited	(786,646)	15.38
Unvested phantom units outstanding - December 31, 2016	4,322,081	14.95
Granted	113,656	4.75
Vested	(1,440,822)	14.14
Forfeited	(1,702,130)	15.31
Unvested phantom units outstanding - December 31, 2017	1,292,785	\$ 15.01

NantHealth, Inc.
Notes to Consolidated and Combined Financial Statements
(Dollars in thousands, except share and per share amounts)

During the year ended December 31, 2016, the Company granted 995,364 phantom units to employees of related companies who were providing services to the Company under the shared services agreement with NantWorks (See Note 19) as well as certain consultants of the Company. Stock compensation expense for the phantom units issued to these participants is re-measured at the end of each reporting period until the awards vest. All other grants of phantom units have been made to employees of the Company. The Company uses the accelerated attribution method to recognize expense for all phantom units since the awards' vesting was subject to the completion of a liquidity event. The grant date fair value of the phantom units granted prior to the LLC Conversion was estimated using both an option pricing method and a probability weighted expected return method.

As of December 31, 2017 , the Company had \$4,136 of unrecognized stock-based compensation expense related to phantom units which will be recognized over a weighted-average period of 1.5 years . Of that amount, \$3,957 of unrecognized expense is related to employee grants with a weighted-average period of 1.5 years and \$179 of unrecognized expense is related to non-employee grants with a weighted-average period of 1.4 years .

During the years ended December 31, 2017 and 2016 , the Company issued 888,569 and 1,074,949 shares, respectively, of common stock to participants of the Phantom Unit Plan based in the United States, after withholding approximately 492,974 and 546,718 shares, respectively, to satisfy tax withholding obligations. The Company made a cash payment of \$3,059 and \$5,838 to cover employee withholding taxes upon the settlement of these vested phantom units during the years ended December 31, 2017 and 2016 . During the years ended December 31, 2017 and 2016 , the Company also paid \$300 and \$237 , respectively, to cash-settle 59,279 and 16,950 vested phantom units, respectively, held by participants of the Phantom Unit Plan based outside of the United States, and to pay cash in lieu of fractional shares for vested units held by participants based in the United States.

As described in Note 2, the Company early adopted ASU No. 2016-09 related to stock-based compensation. The new standard simplifies the accounting for employee share-based payment transactions, including the accounting for forfeitures. The adoption of this standard had no material effect to the Company's Consolidated and Combined Financial Statements.

2016 Equity Incentive Plan

In May and June of 2016, the Company's Board of Directors adopted and the Company's stockholders approved the 2016 Equity Incentive Plan (the "2016 Plan") in connection with the Company's IPO. The 2016 Plan provides for the grant of incentive stock options, non-statutory stock options, restricted stock, restricted stock units, stock appreciation rights, performance units and performance shares to employees, directors and consultants. A total of 6,000,000 shares of common stock were reserved for issuance pursuant to the 2016 Plan.

Restricted Stock

The Company issued 10,462 shares of restricted stock under the 2016 Plan during the year ended December 31, 2016 in connection with the conversion of the Series C units, of which 3,486 and 3,486 were vested and converted into unrestricted common stock during 2017 and 2016 , respectively, and as of December 31, 2017 , there were 3,490 shares of restricted stock.

Total stock-based compensation expense of \$109,588 is expected to be recognized on a straight-line basis over approximately the next 0.8 years for the unvested restricted stock outstanding as of December 31, 2017 . The unrecognized stock compensation relates to nonemployees and the awards are being accounted for pursuant to ASC 505-50. Stock compensation expense for the Series C units/restricted stock issued to the nonemployees is calculated based on the fair value of the award on each balance sheet date and the attribution of that cost is being recognized ratably over the vesting period.

Stock Options

During the year ended December 31, 2016, the Company issued 500,000 stock options under the 2016 Plan to Mark Burnett, who is a non-employee member of the Company's Board of Directors, with an exercise price of \$14.00 . The award is being accounted for pursuant to ASC 505-50. Stock compensation expense issued to the non-employee is calculated based on the fair value of the award on each balance sheet date and the attribution of that cost is being recognized ratably over the vesting period. The Company has utilized the Black-Scholes option-pricing model to determine the fair value of the stock options.

A summary of the Company's stock options information as of December 31, 2017 and 2016 are presented as follows:

NantHealth, Inc.
Notes to Consolidated and Combined Financial Statements
(Dollars in thousands, except share and per share amounts)

	Number of Options	Weighted- Average Exercise Price	Weighted- Average Remaining Contractual Life (Years)	Intrinsic Value
Unvested stock options outstanding - December 31, 2016	500,000	\$ 14.00	9.9	\$ —
Granted	—	—		
Vested and exercisable	(125,000)	14.00	8.9	
Forfeited	—	—		
Unvested stock options outstanding - December 31, 2017	375,000	\$ 14.00	8.9	\$ —

The aggregate intrinsic value of the stock options is calculated as the maximum between the difference between the exercise price of a stock option and the quoted price of the Company's common stock, which was zero at December 31, 2017 and 2016. Accordingly, the aggregate intrinsic value excludes stock options that have exercise prices in excess of the quoted price of the Company's common stock at December 31, 2017 and 2016.

The assumptions utilized to determine the fair value of options on each balance sheet date for the years ended December 31, 2017 and 2016 are indicated in the following table:

	Year ended December 31,	
	2017	2016
Risk-free interest rates	1.92%	1.56%
Expected dividend yield	—%	—%
Expected life (in years)	2.4	3.4
Expected volatility	39%	40%

As of December 31, 2017, the Company had \$3 of unrecognized stock-based compensation expense related to the stock options. This cost is expected to be recognized over a weighted-average period of 2.4 years.

Restricted Stock Units

The following table summarizes the activity related to the unvested restricted stock units during the years ended December 31, 2017 and 2016:

	Number of Units	Weighted-Average Grant- Date Fair Value
Unvested restricted stock units outstanding - December 31, 2016	—	\$ —
Granted	5,147,190	3.43
Vested	(1,975,448)	3.43
Forfeited	(65,718)	3.39
Unvested restricted stock units outstanding - December 31, 2017	3,106,024	\$ 3.43

The Company recognized compensation expense related to restricted stock units of \$8,051, \$0 and \$0 for the years ended December 31, 2017, 2016 and 2015, respectively. Unrecognized compensation expense related to unvested restricted stock units was \$9,044 at December 31, 2017, which is expected to be recognized as expense over the weighted-average period of 2.1 years.

NantHealth, Inc.
Notes to Consolidated and Combined Financial Statements
(Dollars in thousands, except share and per share amounts)

Note 18. Net Income (Loss) Per Share

The following table sets forth reconciliations of the numerators and denominators used to compute basic and diluted net income (loss) per share of common stock and redeemable common stock for the years ended December 31, 2017, 2016 and 2015:

	Year ended December 31,				
	2017		2016		2015
	Common Stock	Common Stock	Redeemable Common Stock	Common Stock	Redeemable Common Stock
Income (loss) per share numerator:					
Net loss from continuing operations	\$ (131,399)	\$ (140,521)	\$ —	\$ (45,690)	\$ —
Net loss from discontinued operations	(43,812)	(43,581)	—	(26,321)	—
Total net loss	(175,211)	(184,102)	—	(72,011)	—
Accretion to redemption value of series F/redeemable common stock	—	(4,958)	4,958	(16,042)	16,042
Net income (loss) for basic and diluted net income (loss) per share	<u>\$ (175,211)</u>	<u>\$ (189,060)</u>	<u>\$ 4,958</u>	<u>\$ (88,053)</u>	<u>\$ 16,042</u>
Income (loss) per share denominator:					
Weighted-average shares for basic net loss per share	116,737,860	111,600,650	5,005,855	88,970,842	10,714,285
Effect of dilutive securities	—	—	—	—	—
Weighted-average shares for dilutive net income (loss) per share	<u>116,737,860</u>	<u>111,600,650</u>	<u>5,005,855</u>	<u>88,970,842</u>	<u>10,714,285</u>
Basic and diluted net loss per share from continuing operations					
	<u>\$ (1.12)</u>	<u>\$ (1.30)</u>	<u>N/A</u>	<u>\$ (0.69)</u>	<u>N/A</u>
Basic and diluted net loss per share from discontinued operations					
	<u>\$ (0.37)</u>	<u>\$ (0.39)</u>	<u>N/A</u>	<u>\$ (0.30)</u>	<u>N/A</u>
Basic and diluted net income (loss) per share					
	<u>\$ (1.49)</u>	<u>\$ (1.69)</u>	<u>\$ 0.99</u>	<u>\$ (0.99)</u>	<u>\$ 1.50</u>

The net income (loss) per share and weighted-average shares outstanding have been computed to give effect to the LLC Conversion (See Note 16) that occurred June 1, 2016 prior to the Company's initial public offering. In conjunction with the LLC Conversion, (a) all of the Company's outstanding units automatically converted into shares of common stock, based on the relative rights of the Company's pre-IPO equityholders as set forth in the limited liability company agreement and (b) the Company adopted and filed a certificate of incorporation with the Secretary of State of the state of Delaware and adopted bylaws. The Company filed an amended certificate of incorporation to effect a 1 -for- 5.5 reverse stock split of its common stock on June 1, 2016.

As of December 31, 2015, the Company determined that the redemption of the Series F units was probable due to the uncertainty of completing a qualified initial public offering and, as such, accrued interest as a reduction to members' equity. Prior to December 31, 2015, the Company had concluded that redemption was not probable and had not adjusted the carrying value of such units to redemption value. As of June 1, 2016 as part of the LLC Conversion, the Series F units converted to shares of redeemable common stock. The Put Right on redeemable common stock expired unexercised on June 20, 2016, and as of that date, the shares of common stock owned by KIO are no longer redeemable and are included in common shares (See Note 16).

The following number of potential common shares at the end of each period were excluded from the calculation of diluted net loss per share attributable to common stockholders because their effect would have been anti-dilutive for the periods presented:

NantHealth, Inc.
Notes to Consolidated and Combined Financial Statements
(Dollars in thousands, except share and per share amounts)

	Year Ended December 31,		
	2017	2016	2015
Unvested restricted stock	3,490	6,976	10,462
Unvested phantom units	1,292,785	4,322,081	3,722,914
Unexercised stock options	500,000	500,000	—
Unvested restricted stock units	3,106,024	—	—
Convertible notes	8,815,655	8,815,655	—

Note 19. Related Party Transactions

NantWorks Shared Services Agreement

In October 2012, the Company entered into a shared services agreement with NantWorks that provides for ongoing services from NantWorks in areas such as public relations, information technology and cloud services, human resources and administration management, finance and risk management, environmental health and safety, sales and marketing services, facilities, procurement and travel, and corporate development and strategy (the "Shared Services Agreement"). The Company was billed quarterly for such services at cost, without mark-up or profit for NantWorks, but including reasonable allocations of employee benefits, facilities and other direct or fairly allocated indirect costs that relate to the associates providing the services. The Company incurred \$5,174 , \$8,879 and \$10,320 of expenses during the years ended December 31, 2017 , 2016 and 2015 , respectively, related to selling, general and administrative services provided to the Company by NantWorks and affiliates, net of services provided to NantWorks and affiliates. Additionally, the Company incurred \$239 , \$414 and \$1,324 of expenses during the years ended December 31, 2017 , 2016 and 2015 , respectively, related to research and development services provided by NantWorks and its subsidiaries.

Related Party Receivables and Payables

As of December 31, 2017 and 2016 , the Company had related party receivables, net of payables of \$2,312 and \$2,664 , respectively. The related party receivables, net as of December 31, 2017 and 2016 primarily consisted of a receivable from Ziosoft KK of \$2,082 and \$2,126 , respectively, which was related to the sale of Qi Imaging. As of December 31, 2017 and 2016 the Company had related party payables, net of receivables balances including related party liabilities of \$16,004 and \$13,694 , respectively. The related party payables, net of receivables balances primarily relate to amounts owed to NantWorks pursuant to the Shared Services Agreement, amounts owed to NantOmics under the Second Amended Reseller Agreement (defined below) and interest payable. The balance of the related party receivables and payables represent amounts paid by affiliates on behalf of the Company or vice versa.

Amended Reseller Agreement

On June 19, 2015, the Company entered into a five and a half year exclusive Reseller Agreement with NantOmics for sequencing and bioinformatics services (the "Original Reseller Agreement"). NantOmics is a majority owned subsidiary of NantWorks and is controlled by the Company's Chairman and CEO. On May 9, 2016, the Company and NantOmics executed an Amended and Restated Reseller Agreement (the "Amended Reseller Agreement"), pursuant to which the Company received the worldwide, exclusive right to resell NantOmics' quantitative proteomic analysis services, as well as related consulting and other professional services, to institutional customers (including insurers and self-insured healthcare providers) throughout the world. The Company retained its existing rights to resell NantOmics' genomic sequencing and bioinformatics services. Under the Amended Reseller Agreement, the Company is responsible for various aspects of delivering its sequencing and molecular analysis solutions, including patient engagement and communications with providers such as providing interpretations of the reports delivered to the physicians and resolving any disputes, ensuring customer satisfaction, and managing billing and collections. On September 20, 2016, the Company and NantOmics further amended the Reseller Agreement (the "Second Amended Reseller Agreement"). The Second Amended Reseller Agreement permits the Company to use vendors other than NantOmics to provide any or all of the services that are currently being provided by NantOmics and clarifies that the Company is responsible for order fulfillment and branding.

The Second Amended Reseller Agreement grants to the Company the right to renew the agreement (with exclusivity) for up to three renewal terms, each lasting three years , if the Company achieves projected volume thresholds, as follows: (i) the first renewal option can be exercised if the Company completes at least 300 tests between June 19, 2015 and June 30, 2020; (ii) the second renewal option can be exercised if the Company completes at least 570 tests between July 1, 2020 and June 30, 2023; and (iii) the third renewal option can be exercised if the Company completes at least 760 tests between July 1, 2023 and June 30, 2026. If the Company does not meet the applicable volume threshold during the initial term or the first or second exclusive renewal terms, the Company can renew for a single additional three year term, but only on a non-exclusive basis.

NantHealth, Inc.
Notes to Consolidated and Combined Financial Statements
(Dollars in thousands, except share and per share amounts)

The Company agreed to pay NantOmics noncancelable annual minimum fees of \$2,000 per year for each of the calendar years from 2016 through 2020 and, subject to the Company exercising at least one of its renewal options described above, the Company is required to pay annual minimum fees to NantOmics of at least \$25,000 per year for each of the calendar years from 2021 through 2023 and \$50,000 per year for each of the calendar years from 2024 through 2029.

On December 18, 2017, the Company and NantOmics executed Amendment No. 1 to the Second Amended Reseller Agreement. The Second Amended Reseller Agreement is amended to allow fee adjustments with respect to services completed by NantOmics between the amendment effective date of October 1, 2017 to June 30, 2018.

As of December 31, 2017 and 2016, the Company had \$419 and \$1,950, respectively, of outstanding related party payables under the Second Amended Reseller Agreement.

Cambridge Purchase Agreement

On December 15, 2016, the Company entered into a purchase agreement (the "Cambridge Purchase Agreement") with Cambridge Equities, L.P., an entity affiliated with the Company's Chairman and CEO Dr. Patrick Soon-Shiong ("Cambridge"), to issue and sell \$10,000 in aggregate principal amount of the Convertible Notes in a private placement pursuant to an exemption from the registration requirements of the Securities Act afforded by Section 4(a)(2) of the Securities Act. The Cambridge Purchase Agreement includes customary representations, warranties and covenants by the Company and customary closing conditions (See Note 12). The accrued and unpaid interest on the Convertible Notes was \$24 and \$15 at December 31, 2017 and 2016, respectively, as part of current related party liabilities on the Consolidated Balance Sheets.

Related Party Promissory Notes

On January 4, 2016, the Company executed a \$112,666 demand promissory note in favor of NantCapital to fund the acquisition of NaviNet. The note bears interest at a per annum rate of 5.0%, compounded annually and computed on the basis of the actual number of days elapsed and a year of 365 or 366 days, as the case may be. The unpaid principal and any accrued and unpaid interest on the note was originally due and payable on demand in either (i) cash, (ii) shares of the Company's common stock based on per share price of \$18.6126, (iii) Series A-2 units of NantOmics based on a per unit price of \$1.484 to the extent such equity is owned by the Company or (iv) any combination of the foregoing, all at the option of NantCapital. Subject to the preceding sentence, the Company may prepay the outstanding amount at any time, either in whole or in part, without premium or penalty and without the prior consent of NantCapital. On May 9, 2016, the promissory note with NantCapital was amended to provide that all outstanding principal and accrued interest is due and payable on June 30, 2021, and not on demand. On December 15, 2016, in connection with the offering of the Convertible Notes, the Company entered into a Second Amended and Restated Promissory Note which amends and restates the Amended and Restated Promissory Note, dated May 9, 2016, between the Company and NantCapital, to, among other things, extend the maturity date of the Promissory Note to June 30, 2022 and to subordinate the Promissory Note in right of payment to the Convertible Notes (See Note 12). No other terms of the promissory note were changed. As of December 31, 2017 and 2016, the total principal and interest outstanding on the note amounted to \$124,166 and \$118,253, respectively. The accrued and unpaid interest on the note was \$11,500 and \$5,587 at December 31, 2017 and 2016, respectively, as part of noncurrent related party liabilities on the Consolidated Balance Sheet. The Company can request additional advances subject to NantCapital approval. The NantCapital Note bears interest at a per annum rate of 5.0% compounded annually and computed on the basis of the actual number of days in the year. NantCapital has the option, but not the obligation, to require us to repay any such amount in cash, Series A-2 units of NantOmics (based on a per unit price of \$1.484) held by us, shares of the Company's common stock based on a per share price of \$18.6126 (if such equity exists at the time of repayment), or any combination of the foregoing at the sole discretion of NantCapital.

On January 22, 2016, the Company executed a demand promissory note in favor of NantOmics. The principal amount of the initial advance totaled \$20,000. On March 8, 2016, NantOmics made a second advance to the Company for \$20,000. The note bears interest at a per annum rate is 5.0% and is compounded annually. In May and June of 2016, the Company executed amendments to the demand promissory note with NantOmics, which provide that all unpaid principal of each advance owed to NantOmics and any accrued and unpaid interest would convert automatically into shares of the Company's common stock after pricing of the Company's IPO and immediately after conversion of the Company from a limited liability company to a corporation. On June 1, 2016, approximately \$40,590 of principal and accrued interest under the promissory note with NantOmics was converted into 2,899,297 shares of the Company's common stock in connection with the IPO. The Company can request additional advances subject to NantOmics approval, and as of December 31, 2017 and 2016, there was no outstanding balance on the promissory note.

Note 20. Employee Retirement Plan

NantHealth, Inc.
Notes to Consolidated and Combined Financial Statements
(Dollars in thousands, except share and per share amounts)

The Company has a qualified defined contribution plan (the "NantHealth 401(k) Plan") under Section 401(k) of the Internal Revenue Code covering eligible associates, including associates at certain of its subsidiaries. Associate contributions to the NantHealth 401(k) Plan are voluntary. The Company contributes a 100% match up to 3.0% of the participant's eligible annual compensation, which contribution fully vests after three years of service. Participants' contributions are limited to their annual tax deferred contribution limit as allowed by the Internal Revenue Service. For the years ended December 31, 2017, 2016 and 2015, the Company's total matching contributions to the NantHealth 401(k) Plan were \$2,050, \$2,160 and \$1,079, respectively.

Note 21. Selected Quarterly Financial Information (Unaudited)

The following tables show a summary of the Company's quarterly financial information for each of the four quarters of the years ended December 31, 2017 and 2016 (Unaudited):

Year Ended December 31, 2017					
	First Quarter	Second Quarter	Third Quarter	Fourth Quarter	
Net revenue	\$ 19,104	\$ 23,514	\$ 21,760	\$ 22,298	
Cost of revenue	11,518	9,652	11,472	8,880	
Gross profit	7,586	13,862	10,288	13,418	
Operating expenses	27,415	28,655	26,324	30,660	
Loss from operations	(19,829)	(14,793)	(16,036)	(17,242)	
Net loss from continuing operations	(28,126)	(57,696)	(23,015)	(22,562)	
Loss from discontinued operations, net of tax	(12,989)	(12,368)	(19,383)	928	
Net loss	(41,115)	(70,064)	(42,398)	(21,634)	
Basic and diluted net income (loss) per share:					
Continued operations - common stock	\$ (0.23)	\$ (0.48)	\$ (0.20)	\$ (0.21)	
Discontinued operations - common stock	\$ (0.11)	\$ (0.10)	\$ (0.17)	\$ 0.01	
Total net (loss) per common stock	\$ (0.34)	\$ (0.58)	\$ (0.37)	\$ (0.20)	
Basic and diluted net income per redeemable common stock	N/A	N/A	N/A	N/A	

Year Ended December 31, 2016					
	First Quarter	Second Quarter	Third Quarter	Fourth Quarter	
Net revenue	\$ 17,783	\$ 24,113	\$ 20,662	\$ 17,846	
Cost of revenue	8,517	14,661	10,036	10,893	
Gross profit	9,266	9,452	10,626	6,953	
Operating expenses	33,061	62,431	33,048	28,245	
Loss from operations	(23,795)	(52,979)	(22,422)	(21,292)	
Net loss from continuing operations	(24,061)	(41,652)	(26,392)	(48,416)	
Loss from discontinued operations, net of tax	(9,084)	(12,480)	(10,482)	(11,535)	
Net loss	(33,145)	(54,132)	(36,874)	(59,951)	
Basic and diluted net income (loss) per share:					
Continued operations - common stock	\$ (0.27)	\$ (0.42)	\$ (0.21)	\$ (0.40)	
Discontinued operations - common stock	\$ (0.09)	\$ (0.12)	\$ (0.09)	\$ (0.09)	
Total net (loss) per common stock	\$ (0.36)	\$ (0.54)	\$ (0.30)	\$ (0.49)	
Basic and diluted net income per redeemable common stock	\$ 0.25	\$ 0.25	N/A	N/A	

Note 22. Subsequent Events

NantHealth, Inc.
Notes to Consolidated and Combined Financial Statements
(Dollars in thousands, except share and per share amounts)

On February 28, 2018, the Company acquired 100% of Liquid Genomics, Inc. ("Liquid Genomics"), a company that provides liquid biopsy analysis of gene expressions and mutations using circulating tumor RNA and DNA, pursuant to an assignment agreement dated February 1, 2018 between the Company and NantOmics, a related party. The purchase price for the acquisition consisted of 9,088,362 Series A-2 units of NantOmics previously owned by the Company that were transferred at the closing plus an additional number of Series A-2 units of NantOmics owned by the Company that will be transferred to NantOmics by May 31, 2018. The number of Series A-2 units to be transferred by May 31, 2018 will be equal to the quotient obtained by dividing (a) the amount of funding provided by NantOmics to Liquid Genomics between January 1 and February 28, 2018 by (b) the per-unit book value of the Series A-2 units owned by the Company as of December 31, 2017.

INDEPENDENT AUDITORS' REPORT

To the Board of Directors and Members of
NantOmics, LLC and Subsidiaries

We have audited the accompanying consolidated and combined financial statements of NantOmics, LLC and Subsidiaries, which comprise the consolidated balance sheets as of December 31, 2017 and 2016, and the related consolidated and combined statements of operations and comprehensive loss, changes in members' equity, and cash flows for the years ended December 31, 2017, 2016 and 2015, and the related notes to the consolidated and combined financial statements.

Management's Responsibility for the Consolidated and Combined Financial Statements

Management is responsible for the preparation and fair presentation of these consolidated and combined financial statements in accordance with accounting principles generally accepted in the United States of America; this includes the design, implementation, and maintenance of internal control relevant to the preparation and fair presentation of consolidated and combined financial statements that are free from material misstatement, whether due to fraud or error.

Auditors' Responsibility

Our responsibility is to express an opinion on these consolidated and combined financial statements based on our audits. We conducted our audits in accordance with auditing standards generally accepted in the United States of America. Those standards require that we plan and perform the audit to obtain reasonable assurance about whether the consolidated and combined financial statements are free from material misstatement.

An audit involves performing procedures to obtain audit evidence about the amounts and disclosures in the consolidated and combined financial statements. The procedures selected depend on the auditors' judgment, including the assessment of the risks of material misstatement of the consolidated and combined financial statements, whether due to fraud or error. In making those risk assessments, the auditors consider internal control relevant to the entity's preparation and fair presentation of the consolidated and combined financial statements in order to design audit procedures that are appropriate in the circumstances, but not for the purpose of expressing an opinion on the effectiveness of the entity's internal control. Accordingly, we express no such opinion. An audit also includes evaluating the appropriateness of accounting policies used and the reasonableness of significant accounting estimates made by management, as well as evaluating the overall presentation of the consolidated and combined financial statements.

We believe that the audit evidence we have obtained is sufficient and appropriate to provide a basis for our audit opinion.

Opinion

In our opinion, the consolidated and combined financial statements referred to above present fairly, in all material respects, the financial position of NantOmics, LLC and Subsidiaries as of December 31, 2017 and 2016, and the results of their operations and their cash flows for the years ended December 31, 2017, 2016 and 2015, in accordance with accounting principles generally accepted in the United States of America.

/s/ Mayer Hoffman McCann, P.C.

March 16, 2018
Los Angeles, California

Member of Kreston International - a global network of independent accounting firms

NantOmics, LLC and Subsidiaries
Consolidated Balance Sheets
(In thousands, except per unit amounts)

	December 31,	
	2017	2016
Assets		
Current assets		
Cash and cash equivalents	\$ 5,925	\$ 5,209
Marketable securities - trading	—	83
Accounts receivable, net of allowance of \$167 and \$353 at December 31, 2017 and 2016, respectively	280	169
Related party accounts receivable, net of allowance of \$0 at December 31, 2017 and 2016	710	3,650
Related party notes receivable	158,320	150,074
Prepaid expenses and other current assets	1,697	2,496
Total current assets	166,932	161,681
Property and equipment, net	34,946	29,437
Marketable securities - available for sale	8,843	28,819
Cost method investments	5,000	5,000
Goodwill	8,928	7,623
Intangible assets, net	10,473	7,023
Other assets	225	277
Total assets	\$ 235,347	\$ 239,860
Liabilities and Members' Equity		
Current liabilities		
Accounts payable	\$ 12,036	\$ 1,623
Accrued expenses	3,203	2,950
Related party payables	7,783	3,923
Related party promissory notes payable	63,170	20,763
Deferred revenue, current	5,000	—
Other current liabilities	706	1,123
Total current liabilities	91,898	30,382
Deferred revenue, non-current	2,474	7,694
Other non-current liabilities	3,499	1,628
Total liabilities	97,871	39,704
Commitments and contingencies (Note 8)		
Members' equity		
Series A-1 units: 1,008,105 and 1,007,805 units issued and outstanding at December 31, 2017 and 2016, respectively	27,585	27,713
Series A-2 units: 175,813 units issued and outstanding at December 31, 2017 and 2016	258,524	258,524
Series B units: 150,000 units authorized, 8,457 units issued and outstanding at December 31, 2017 and 2016 (excluding liability-classified units)	2,129	1,574
Accumulated deficit	(147,420)	(87,113)
Total NantOmics members' equity	140,818	200,698
Non-controlling interests	(3,342)	(542)
Total members' equity	137,476	200,156
Total liabilities and members' equity	\$ 235,347	\$ 239,860

The accompanying notes are an integral part of these Consolidated and Combined Financial Statements.

NantOmics, LLC and Subsidiaries
Consolidated and Combined Statements of Operations and Comprehensive Loss
(In thousands, except per unit amounts)

	Year Ended December 31,		
	2017	2016	2015
Revenue:			
Related party revenue	\$ 5,126	\$ 5,418	\$ 3,753
Third party revenue	953	936	1,217
Net revenue	6,079	6,354	4,970
Cost of Revenue:			
Cost of revenue	14,274	12,517	5,011
Amortization of acquisition-related assets	1,059	1,021	788
Total cost of revenue	15,333	13,538	5,799
Gross loss	(9,254)	(7,184)	(829)
Operating Expenses:			
Selling, general and administrative (including related party shared service expenses of \$2,230, \$2,945, and \$2,726 for the years ended December 31, 2017, 2016 and 2015, respectively)	12,969	11,152	11,633
Research and development	26,952	18,772	13,696
Impairment on intangible assets	—	2,129	—
Total operating expenses	39,921	32,053	25,329
Loss from operations	(49,175)	(39,237)	(26,158)
Impairments on equity investments	(19,976)	(15,771)	—
Interest income (expense), net	6,364	7,686	(1,084)
Other income (expense), net	134	635	(1,208)
Loss before income taxes	(62,653)	(46,687)	(28,450)
Provision for income taxes	—	—	—
Net loss and comprehensive loss	(62,653)	(46,687)	(28,450)
Less: Net loss attributable to non-controlling interests	(2,346)	(2,683)	(1,843)
Net loss attributable to NantOmics	\$ (60,307)	\$ (44,004)	\$ (26,607)

The accompanying notes are an integral part of these Consolidated and Combined Financial Statements.

NantOmics, LLC and Subsidiaries
Consolidated and Combined Statements of Changes in Members' Equity
(In thousands, except per unit amounts)

	Series A-1 Units		Series A-2 Units		Series B Units		Accumulated	NantOmics, LLC	Non-controlling	Total
	Units	Amount	Units	Amount	Units	Amount	Deficit	Equity	Interests	Equity
Balance at December 31, 2014	1,007,805	\$24,740	—	\$ —	8,250	\$ 327	\$ (16,457)	\$ 8,610	\$ 3,254	\$ 11,864
Exercise of OncoPlex warrants	—	(1,097)	—	—	—	—	—	(1,097)	1,097	—
Transactions with non-controlling interests	—	3,444	—	—	—	—	—	3,444	(1,617)	1,827
Acquisition of TRM	—	—	611	774	—	—	—	774	873	1,647
Issuance of membership interests	—	—	175,202	257,750	—	—	—	257,750	—	257,750
Equity based compensation	—	—	—	—	207	541	—	541	377	918
Net loss	—	—	—	—	—	—	(26,607)	(26,607)	(1,843)	(28,450)
Balance at December 31, 2015	1,007,805	27,087	175,813	258,524	8,457	868	(43,064)	243,415	2,141	245,556
Non-cash contributions by Parent	—	630	—	—	—	—	—	630	—	630
Equity based compensation	—	(4)	—	—	—	661	—	657	—	657
Early adoption of ASU No. 2016-09	—	—	—	—	—	45	(45)	—	—	—
Net loss	—	—	—	—	—	—	(44,004)	(44,004)	(2,683)	(46,687)
Balance at December 31, 2016	1,007,805	27,713	175,813	258,524	8,457	1,574	(87,113)	200,698	(542)	200,156
Non-cash contributions by Parent	—	402	—	—	—	—	—	402	—	402
Forgiveness of related party receivables	—	(452)	—	—	—	—	—	(452)	—	(452)
Acquisition of Liquid Genomics	—	(53)	—	—	—	—	—	(53)	—	(53)
Equity based compensation	—	(33)	—	—	—	555	—	522	—	522
Issuance of membership interests	300	295	—	—	—	—	—	295	(741)	(446)
Contribution of non-controlling interests by Parent	—	644	—	—	—	—	—	644	(644)	—
Forgiveness of TRM liabilities	—	(931)	—	—	—	—	—	(931)	931	—
Net loss	—	—	—	—	—	—	(60,307)	(60,307)	(2,346)	(62,653)
Balance at December 31, 2017	<u>1,008,105</u>	<u>\$27,585</u>	<u>175,813</u>	<u>\$258,524</u>	<u>8,457</u>	<u>\$ 2,129</u>	<u>\$ (147,420)</u>	<u>\$ 140,818</u>	<u>\$ (3,342)</u>	<u>\$ 137,476</u>

The accompanying notes are an integral part of these Consolidated and Combined Financial Statements.

NantOmics, LLC and Subsidiaries
Consolidated and Combined Statements of Cash Flows
(In thousands, except per unit amounts)

	Year Ended December 31,		
	2017	2016	2015
Cash flows from operating activities:			
Net loss	\$ (62,653)	\$ (46,687)	\$ (28,450)
Adjustments to reconcile net loss to net cash used in operating activities:			
Depreciation	9,545	6,919	3,164
Amortization	2,473	2,436	2,203
Equity-based compensation	2,199	1,308	1,293
Impairments	19,976	17,900	—
Net realized losses on sales of marketable securities	—	1,264	2,162
Net unrealized changes in fair value of marketable securities - trading	—	(1,564)	1,469
Non-cash interest items, net	(8,264)	(8,184)	(252)
Non-cash contributions by Parent	402	630	—
Other	64	293	(1)
Net changes in operating assets and liabilities, net of business combinations:			
Accounts receivable, net	(12)	(178)	(76)
Related party accounts receivable, net	2,488	(539)	(3,111)
Prepaid and other current assets	814	110	(2,459)
Other assets	23	(169)	(9)
Accounts payable	1,806	(1,596)	300
Accrued expenses and other liabilities	(417)	346	1,390
Related party payables	2,430	(664)	5,370
Deferred revenue	(220)	434	7,260
Net cash used in operating activities	(29,346)	(27,941)	(9,747)
Cash flows from investing activities:			
Purchases of property and equipment	(5,865)	(7,480)	(28,012)
Acquisition of businesses, net of cash acquired	(4,308)	—	(29)
Purchases of cost method investments	—	(9,000)	—
Purchases of marketable securities	(6)	(83)	(201,330)
Proceeds from sales of marketable securities	89	81,159	191,002
Investments in related party notes receivable	(1,175)	(172,225)	(10,000)
Purchase of non-controlling interests	(446)	—	(17,125)
Net cash used in investing activities	(11,711)	(107,629)	(65,494)
Cash flows from financing activities:			
Repayments of notes payable	(54)	(45)	(53)
Repayments of capital lease obligations	(330)	(292)	(302)
Proceeds from issuance of related party promissory notes payable	42,157	20,392	15,385
Repayments of related party promissory notes	—	(1,236)	—
Proceeds from issuance of Series A-2 units, net of issuance costs	—	—	158,566
Proceeds from issuance of non-controlling interests	—	—	18,952
Release of restricted cash	—	138	—
Net cash provided by financing activities	41,773	18,957	192,548
Net increase/(decrease) in cash and cash equivalents	716	(116,613)	117,307
Cash and cash equivalents, beginning of period	5,209	121,822	4,515
Cash and cash equivalents, end of period	\$ 5,925	\$ 5,209	\$ 121,822

The accompanying notes are an integral part of these Consolidated and Combined Financial Statements.

NantOmics, LLC and Subsidiaries
Consolidated and Combined Statements of Cash Flows
(In thousands, except per unit amounts)

	Year Ended December 31,		
	2017	2016	2015
Supplemental disclosure of cash flow information:			
Non-cash transactions:			
Conversion of note receivable into NantHealth common stock	\$ —	\$ 40,590	\$ —
Settlement of notes payable with marketable securities	—	25,022	—
Purchase of intangible assets in exchange for forgiveness of notes receivable	1,193	—	—
Forgiveness of related party receivables	452	—	—
Forgiveness of TRM liabilities	931	—	—
Property acquired under capital leases	—	—	336
Acquisition of property and equipment included in accounts payable and related party payables	8,802	130	2,496
Issuance of Series A-2 units in exchange for marketable securities	—	—	99,184
Contribution of non-controlling interests by parent	644	—	—
Supplemental cash flow information:			
Cash paid for interest	14	31	60
Cash paid for income taxes	—	—	—

The accompanying notes are an integral part of these Consolidated and Combined Financial Statements.

NantOmics, LLC and Subsidiaries
Notes to Consolidated and Combined Financial Statements
(In thousands, except per unit amounts)

1. Description of Business and Basis of Presentation

Nature of Business

NantOmics, LLC ("NantOmics"), a Delaware limited liability company, was formed on September 20, 2012. NantOmics, together with its subsidiaries (together, the "Company"), delivers molecular diagnostic capabilities with the intent of providing actionable intelligence and molecularly driven decision support for cancer patients and their providers at the point of care. It also has a highly scalable cloud-based infrastructure capable of storing and processing thousands of genomes a day, computing genomic variances in near real-time and correlating proteomic pathway analysis with quantitative multiplexed protein expression analysis from the same micro-dissected tumor sample used for genomic analysis. NantOmics is a majority-owned subsidiary of NantWorks, LLC ("NantWorks" or "Parent"), which is a subsidiary of California Capital Equity, LLC ("Cal Cap"). The three companies were founded and are led by Dr. Patrick Soon-Shiong.

NantOmics conducts its operations directly and through the following subsidiaries, all of which are based in the United States.

- *Expression Pathology, Inc. doing business as OncoPlex Diagnostics* ("OncoPlex") - formed under the laws of the State of Maryland on December 6, 2001, provides molecular diagnostics through a CAP-accredited, CLIA-certified oncology laboratory linking clinical proteomics and genomics to support personalized patient care.
- *Five3 Genomics, LLC* ("Five3G") - formed under the laws of the State of Delaware on May 20, 2010, to commercialize certain patent rights which were licensed from The Regents of the University of California on December 20, 2010. Five3G provides data processing and analysis services for personalized cancer therapy, matching treatments to specific genetic aberrations discovered in the cancer cells of individual patients.
- *Liquid Genomics, Inc.* ("Liquid Genomics") - formed under the laws of the State of Delaware on November 12, 2013, is a liquid biopsy company that uses proprietary technology to isolate and analyze both circulating tumor DNA ("ctDNA") and circulating tumor RNA ("ctRNA") from ambient temperature-shipped blood.
- *NantCare, LLC, formerly known as NantCRO* ("NantCare") - formed under the laws of the State of Delaware on April 4, 2014, provides clinical research services to support the pharmaceutical, biotechnology, medical device and various other industries.

Basis of Presentation

The consolidated and combined financial statements and accompanying notes have been prepared in accordance with accounting principles generally accepted in the United States of America.

The accompanying consolidated and combined financial statements include the financial statements of entities in which the Company has a controlling financial interest. Equity interests of the Company's subsidiaries that are not owned by the Company are referred to as non-controlling interests. Intercompany balances and transactions between the consolidated entities have been eliminated.

On July 31, 2017, NantOmics acquired Liquid Genomics from NantCell, Inc. ("NantCell"), an entity controlled by the Company's Chairman and Chief Executive Officer ("CEO") (see Note 3). The assets and liabilities of Liquid Genomics were recorded at their carryover basis since NantOmics and NantCell are under common control. The results of operations, equity accounts and cash flows of Liquid Genomics have been combined with the Company beginning on March 31, 2017, the date of inception of common control.

The accompanying consolidated and combined financial statements have been prepared assuming the Company will continue as a going concern, which contemplates the realization of assets and the satisfaction of liabilities in the normal course of business, and do not include any adjustments to reflect the possible future effects on the recoverability and classification of assets or amounts and classification of liabilities that may result from the outcome of this uncertainty. The Company believes its existing cash, cash equivalents, outstanding amounts of notes receivable and ability to borrow from affiliated entities will be sufficient to fund operations through at least 12 months following the issuance date of the financial statements based upon the Company's Chairman and CEO's intent and ability to support the Company's operations with additional funds as required. The Company may also seek to sell additional equity or sell additional debt securities or obtain a credit facility. However, the Company may not be able to secure such financing in a timely manner or on favorable terms. Without additional funds, the Company may choose to delay or reduce its operating or investment expenditures.

NantOmics, LLC and Subsidiaries
Notes to Consolidated and Combined Financial Statements
(In thousands, except per unit amounts)

2. Summary of Significant Accounting Policies

Use of Estimates

The preparation of financial statements in conformity with accounting principles generally accepted in the United States of America ("GAAP") requires management to make estimates and assumptions that affect the reported amounts of assets and liabilities and disclosure of contingent assets and liabilities at the date of the financial statements and the reported amounts of revenues and expenses during the reporting period. The estimates and assumptions used in the accompanying consolidated and combined financial statements are based upon management's evaluation of the relevant facts and circumstances at the balance sheet date. On an ongoing basis, the Company evaluates its estimates, including those related to revenue recognition, the accounts receivable allowance, useful lives of long-lived assets and intangible assets, and income taxes. The Company bases its estimates on historical experience and on various other assumptions that are believed to be reasonable, the results of which can affect the reported amounts of assets and liabilities as of the date of the consolidated and combined financial statements, as well as the reported amounts of revenue and expenses during the periods presented.

Variable Interest Entities

The Company evaluates its ownership interests, contractual rights and other interests in entities to determine if the entities are variable interest entities ("VIEs"), if it has a variable interest in those entities and the nature and extent of those interests. These evaluations are highly complex and involve judgment, the use of estimates and assumptions based on available historical information. In order for the Company to be the primary beneficiary of a VIE, it must have both (1) the power to direct the activities of a VIE that most significantly affect the VIE's economic performance and (2) the obligation to absorb losses or the right to receive benefits that, in either case, could potentially be significant to the VIE. The Company consolidates entities of which it is the primary beneficiary.

The Company determines whether it is the primary beneficiary of a VIE upon its initial involvement with the VIE and reassesses whether it is the primary beneficiary on an ongoing basis. This determination is based upon an analysis of the design of the VIE, including the VIE's structure and activities, the power to make significant economic decisions held by the Company and by other parties and the variable interests owned by the Company and other parties.

Non-controlling Interests

Non-controlling interests are classified as a separate component of equity in the consolidated balance sheets and consolidated and combined statements of changes in members' equity. Additionally, net loss attributable to non-controlling interests is reflected separately from consolidated net loss in the consolidated and combined statements of operations and comprehensive loss and changes in members' equity.

The Company records the non-controlling interests' share of income or loss based on the percentage of ownership interest retained by the respective non-controlling interest holders. The net loss attributable to the members of NantOmics is the total consolidated net loss less the net loss attributable to the non-controlling interests.

Revenue Recognition

Revenue represents the consideration received or receivable from customers for products and services provided by the Company. Revenues are generated from the following sources:

- *Genomic sequencing and bioinformatics services* - diagnostic services utilizing whole genome sequencing and RNA sequencing of a patient's tumor, with the patient's normal sample, to identify molecular alterations in the DNA and RNA of the patient's tumor .
- *Quantitative proteomics services* - proprietary clinical services that allow oncologists to determine the optimal treatment plan for oncology patients, based on a molecular analysis of both the mutant genes and dysfunctional proteins that drive the cellular biochemistry responsible for an individual's cancer.
- *Research services* - contract research services for bio-pharmaceutical companies related to cancer drug development generally sold under fixed price contracts.
- *Other revenue* - includes translational research services, the commercial sale of gene mutation and protein expression panel testing kits and license revenues based on net sales of the licensees' use of the Company's patented process.

NantOmics, LLC and Subsidiaries
Notes to Consolidated and Combined Financial Statements
(In thousands, except per unit amounts)

The Company recognizes revenue when (1) persuasive evidence of an arrangement exists, (2) delivery has occurred, (3) the fee is fixed or determinable, and (4) collectability is reasonably assured. The Company recognizes revenue on a cash basis when it cannot conclude that criterion (3) and (4) have been met.

On June 19, 2015, the Company entered into an exclusive Reseller Agreement with NantHealth, pursuant to which the Company granted to NantHealth the worldwide, exclusive right to resell the Company's genomic sequencing and bioinformatics services to commercial third-party payors, self-insured health plans, hospitals and other provider networks ("Institutional Customers") (see Note 13). On May 9, 2016, the Company also granted to NantHealth the worldwide, exclusive right to resell the Company's quantitative proteomic analysis services to Institutional Customers. Unless first granted by the Company to NantHealth on a case-by-case basis, NantHealth does not have the right to resell the Company's genomic and proteomic sequencing and related bioinformatics services to research, academic or educational institutions, pharmaceutical or biotechnology companies or individual patients or consumers.

Revenue from the Company's genomic and proteomic sequencing and bioinformatics services sold by NantHealth under the Reseller Agreement is recognized when the Company delivers the completed genomic and proteomic reports which summarize the tests' results to NantHealth's customer and all other revenue recognition criteria have been met. The Company reports revenue from these arrangements based on the amount of fees owed by NantHealth to the Company.

The Company currently recognizes revenue on a cash basis from historical sales of its proteomics services for which the Company receives payments from third-party payors and from patients, who make co-payments, pay deductibles or from other amounts that the Company has been unable to collect from third-party payors. The Company granted NantHealth the right to sell to these customers and therefore the Company doesn't expect to sell to these customers directly in the future.

Research service revenue is recognized using the proportional performance method. Unless it is determined as part of the Company's regular contract performance review that overall progress on a contract is not consistent with costs expended to date, the Company recognizes revenue based on the percentage of costs incurred to date in relation to total estimated costs expected upon completion of the contract.

Revenue from product sales is recognized upon shipment or delivery, depending on terms of the arrangement. License and royalty revenue is recognized in the period in which the royalty is earned.

For arrangements that include multiple elements, the Company identifies the separate units of accounting and allocates the total arrangement consideration to the units of accounting on the basis of their relative selling price. The selling price used for each deliverable is based on vendor-specific objective evidence of fair value ("VSOE"), if available, third party evidence of fair value ("TPE") if VSOE is not available or the Company's best estimate of selling price if neither VSOE nor TPE is available. In determining the units of accounting for these arrangements, the Company evaluates whether each deliverable has value to the customer on a standalone basis.

Deferred Revenue

The Company recognizes deferred revenue for amounts it collects from its customers prior to satisfying the Company's revenue recognition policy. The Company uses judgment in determining the period over which the deliverables are recognized as revenue. Non-current deferred revenue is expected to be earned more than one year after the balance sheet date.

Fair Value Measurement

Fair value is defined as the price that would be received to sell an asset or paid to transfer a liability in an orderly transaction between market participants at the measurement date. Fair value measurements are classified and disclosed in one of the following three categories:

- Level 1 - Quoted prices for identical assets or liabilities in active markets;
- Level 2 - Quoted prices for similar assets or liabilities in active markets or quoted prices for identical or similar assets or liabilities in markets that are not active or are directly or indirectly observable; and
- Level 3 - Unobservable inputs that reflect estimates and assumptions.

The carrying amounts reported in the balance sheet for cash and cash equivalents, accounts receivable, accounts payable and other current monetary assets and liabilities approximate fair value because of the immediate or short-term maturity of these financial instruments.

NantOmics, LLC and Subsidiaries
Notes to Consolidated and Combined Financial Statements
(In thousands, except per unit amounts)

The Company's goodwill and other intangible assets and its investments in non-marketable equity securities are measured at fair value on a non-recurring basis and are adjusted to fair value only if an impairment charge is recognized.

Cash and Cash Equivalents

The Company considers all unrestricted, highly liquid investments with an initial maturity of three months or less to be cash equivalents. These amounts are stated at cost, which approximates fair value. As of December 31, 2017 and 2016, cash equivalents were deposited in financial institutions and consisted of immediately available fund balances. Cash and cash equivalents were maintained at stable financial institutions, generally at amounts in excess of federally insured limits, which represent a concentration of credit risk. The Company has not experienced any losses on deposits of cash and cash equivalents to date.

Marketable Securities

The Company's marketable securities consist of investments in mutual funds and an investment in NantHealth's common stock and are reported on the balance sheet at fair value based upon quoted market prices (see Note 7).

The Company does not actively trade its mutual fund investments and classifies these investments as trading securities. Any realized and unrealized gains and losses on the mutual funds are included in other income (expense), net. The cost of investments sold is determined on the specific identification method. Dividend and interest income are accrued as earned.

The Company classifies its investment in NantHealth as an available-for-sale equity security. Any unrealized gains and losses on the NantHealth investment, which are deemed to be temporary, are reported as a separate component of members' equity. A decline in the market value of any available-for-sale security below its carrying value that is determined to be other-than-temporary would result in a charge to earnings and decrease in the security's carrying value down to its newly established fair value. Factors evaluated to determine if an investment is other-than-temporarily impaired include significant deterioration in earnings performance, credit rating, asset quality or business prospects of the issuer, adverse changes in the general market condition in which the issuer operates, the Company's intent to hold to maturity and an evaluation as to whether it is more likely than not that the Company will not have to sell the investment before recovery of its cost basis and issues that raise concerns about the issuer's ability to continue as a going concern.

Accounts Receivable and Allowance for Doubtful Accounts

Accounts receivable and related party accounts receivable are generated from genomic sequencing services, research services, licenses and royalties and product sales to various commercial entities. The Company does not record accounts receivable associated with amounts billed to third-party payors and directly to patients for proteomics services because this revenue is recognized on a cash basis. Management determines the allowance for doubtful accounts by regularly evaluating the age of individual customer receivables and considering a customer's financial condition, credit history and current economic conditions. Management has recorded an allowance for doubtful accounts for those amounts that it has determined may not be collectible.

Property and Equipment, net

Property and equipment received in connection with business combinations are recorded at fair value. Property and equipment acquired in the normal course of business are recorded at cost. Depreciation is computed on a straight line basis over the estimated useful lives of the related assets (see Note 4). Maintenance and repairs are charged to expense as incurred while expenditures for refurbishments and improvements that significantly add to the productive capacity or extend the useful life of an asset are capitalized. The estimated useful lives of the assets are as follows:

Equipment acquired under capital lease	3 to 5 years
Equipment and other	3 to 10 years
Computer equipment and software	3 to 4 years

Business Combinations

Business combinations are accounted for using the acquisition method of accounting. Under the acquisition method, assets acquired and liabilities assumed are recorded at their respective fair values as of the acquisition date. Any excess of the purchase price over the estimated fair values of the net assets acquired is recorded as goodwill. Management routinely monitors the factors impacting the acquired assets and liabilities. Transaction related costs are expensed as incurred. The operating results of the acquired business are reflected in the Company's consolidated and combined financial statements as of the acquisition date.

Goodwill and Intangible Assets

NantOmics, LLC and Subsidiaries
Notes to Consolidated and Combined Financial Statements
(In thousands, except per unit amounts)

Goodwill acquired in a business combination and determined to have an indefinite useful life is not amortized but is tested for impairment annually or between annual tests when an impairment indicator exists. The Company evaluates goodwill based upon its reporting units, which are defined as operating segments or, in certain situations, one level below the operating segment. If an optional qualitative goodwill impairment assessment is not performed, the Company is required to determine the fair value of each reporting unit using a quantitative test. If a reporting unit's fair value is lower than its carrying value, the Company must determine the amount of implied goodwill that would be established if the reporting unit was hypothetically acquired on the impairment test date. If the carrying amount of a reporting unit's goodwill exceeds the amount of implied goodwill, an impairment loss equal to the excess would be recorded.

The determination of fair value of a reporting unit is based on a combination of a market approach that considers benchmark company market multiples and an income approach that uses discounted cash flows for each reporting unit utilizing Level 3 inputs. Under the income approach, the Company determines the fair value based on the present value of the most recent income projections for each reporting unit and calculates a terminal value utilizing a terminal growth rate. The significant assumptions under this approach include, among others: income projections, which are dependent on sales to new and existing customers, new product introductions, customer behavior, competitor pricing, operating expenses, the discount rate, and the terminal growth rate. The cash flows used to determine fair value are dependent on a number of significant management assumptions based on historical experience, expectations of future performance and the expected economic environment. Estimates are subject to change given the inherent uncertainty in predicting future results. Additionally, the discount rate and the terminal growth rate are based on judgment of the rates that would be utilized by a hypothetical market participant.

Accounting guidance requires that definite-lived intangible assets be amortized over their respective estimated useful lives and reviewed for impairment whenever events or changes in circumstances indicate that their carrying amounts may not be recoverable. The Company estimates the useful lives of the intangible assets and ratably amortizes the value over the estimated useful lives of those assets. If the estimates of the useful lives change, the Company will amortize the remaining book value over the remaining useful lives or, if an asset is deemed to be impaired, a write-down of the value of the asset to its fair value may be required at such time.

Cost Method Investments

The Company owns non-marketable equity securities that are accounted for under the cost method because the investments are not in the form of common stock or in-substance common stock. All investments are reviewed on a regular basis for possible impairment. If an investment's fair value is determined to be less than its net carrying value and the decline is determined to be other-than-temporary, the investment is written down to its fair value. Such an evaluation is judgmental and dependent on specific facts and circumstances. Factors considered in determining whether an other-than-temporary decline in value has occurred include: market value of the investment based on most recent rounds of financing by the investee; length of time that the market value was below its cost basis; financial condition and business prospects of the investee; the Company's intent and ability to retain the investment for a sufficient period of time to allow for recovery in market value of the investment; issues that raise concerns about the investee's ability to continue as a going concern; any other information that the Company may be aware of related to the investment.

Research and Development Expenses

Research and development ("R&D") costs are expensed as incurred and include salary and benefits, professional fees, laboratory supplies, depreciation on laboratory and computer equipment, and allocated overhead expenses.

Equity Based Compensation

The Company accounts for equity based compensation awards by expensing the estimated grant date fair value of the award over the requisite service period. The Company records stock-based compensation expense on a straight-line basis over the requisite service period of the grant. The Company early adopted Accounting Standard Update ("ASU") No. 2016-09, *Compensation—Stock Compensation (Topic 718): Improvements to Employee Share-Based Payment Accounting* ("ASU 2016-09"), as of December 31, 2016. Upon early adoption of ASU No. 2016-09, the Company made an accounting policy election to account for forfeitures as they occur rather than by applying an estimated forfeiture rate at the time of grant.

Income Taxes

The Company is a limited liability company that has subsidiaries that are limited liability companies and two subsidiaries that are corporations. The loss of the entities classified as pass-through entities for tax purposes flow directly through to the members of the Company.

NantOmics, LLC and Subsidiaries
Notes to Consolidated and Combined Financial Statements
(In thousands, except per unit amounts)

The net loss of the corporations are accounted under the asset and liability method. Deferred tax assets and liabilities are recognized for the future tax consequences attributable to differences between the financial statement carrying amounts of existing assets and liabilities and their respective tax bases using enacted tax rates in effect for the year in which the differences are expected to affect taxable income. Tax benefits are recognized when it is more likely than not that a tax position will be sustained during an audit. Deferred tax assets are reduced by a valuation allowance if current evidence indicates that it is considered more likely than not that these benefits will not be realized. Management has evaluated the Company's tax positions and has concluded that the Company has taken no uncertain tax positions that require adjustment to the financial statements. The Company is no longer subject to income tax examination by the U.S. federal, state or local tax authorities for years ended December 31, 2013 and prior.

Concentrations of Risk

For the years ended December 31, 2017, 2016 and 2015, one related party customer accounted for 82%, 78%, and 76% of the Company's revenue, respectively.

Recent Accounting Pronouncements

In January 2017, the Financial Accounting Standards Board ("FASB") issued ASU 2017-04, *Intangibles-Goodwill and Other (Topic 350): Simplifying the Test for Goodwill Impairment* ("ASU 2017-04"), a standard which simplifies the accounting for goodwill impairment. The guidance removes Step 2 of the goodwill impairment test, which requires a hypothetical purchase price allocation. Goodwill impairment will now be the amount by which a reporting unit's carrying value exceeds its fair value, not to exceed the carrying amount of goodwill. The revised guidance will be applied prospectively, and is effective for the Company's annual goodwill impairment tests in fiscal years beginning after December 15, 2020. Early adoption is permitted for goodwill impairment tests performed on testing dates after January 1, 2017. The Company is currently evaluating the effect that ASU 2017-04 will have on its consolidated and combined financial statements and related disclosures.

In January 2017, the FASB issued ASU 2017-01, *Business Combinations (Topic 805): Clarifying the Definition of a Business* ("ASU 2017-01"). The amendments in this update clarify the definition of a business with the objective of adding guidance to assist entities with evaluating whether transactions should be accounted for as acquisitions or disposals of assets or businesses. The definition of a business affects many areas of accounting including acquisitions, disposals, goodwill and consolidation. The guidance is effective for the Company for annual periods beginning after December 15, 2017 and should be applied prospectively on or after the effective date. The Company is currently evaluating the impact that ASU 2017-01 will have on its consolidated and combined financial statements and related disclosures.

In October 2016, the FASB issued ASU 2016-17, *Consolidation (Topic 810): Interests Held through Related Parties That Are under Common Control* ("ASU 2016-17"), which requires a single decision maker evaluating whether it is the primary beneficiary of a variable interest entity (VIE) to consider its indirect interests held by related parties that are under common control on a proportionate basis. ASU 2016-17 is effective for fiscal years beginning after December 15, 2016. The Company adopted this guidance effective January 1, 2017 and the adoption did not have any impact on its consolidated financial statements.

In August 2016, the FASB issued ASU 2016-15, *Statement of Cash Flows (Topic 230): Classification of Certain Cash Receipts and Cash Payments* ("ASU 2016-15"). ASU 2016-15 provides guidance for targeted changes with respect to how cash receipts and cash payments are classified in the statements of cash flows, with the objective of reducing diversity in practice. ASU 2016-15 is effective for annual periods beginning after December 15, 2017, with early adoption permitted. The Company is currently evaluating the effect that ASU 2016-15 will have on its consolidated and combined financial statements and related disclosures.

In March 2016, the FASB issued ASU 2016-09, *Compensation-Stock Compensation (Topic 718): Improvements to Employee Share-Based Payment Accounting* ("ASU 2016-09"). ASU 2016-09 changes certain aspects of the accounting for stock based compensation awards, including: accounting and cash flow classification for excess tax benefits and deficiencies; income tax withholding obligations; forfeitures; and cash flow classification. ASU 2016-09 is effective for the Company for annual periods beginning after December 15, 2016, with early adoption permitted. The Company early adopted ASU 2016-09 on December 31, 2016 and made an accounting policy election to account for forfeitures as they occur rather than by applying an estimated forfeiture rate at the time of grant. As a result, the Company recorded a cumulative effect adjustment to opening retained earnings and Series B members' equity on January 1, 2016. Prior periods have not been retrospectively adjusted.

NantOmics, LLC and Subsidiaries
Notes to Consolidated and Combined Financial Statements
(In thousands, except per unit amounts)

In May 2014, the FASB issued ASU 2014-09, *Revenue from Contracts with Customers (Topic 606)* ("ASU 2014-09") and issued subsequent amendments to the initial guidance in August 2015, March 2016, April 2016, May 2016 and December 2016 within ASU 2015-14, ASU 2016-08, ASU 2016-10, ASU 2016-12 and ASU 2016-20, respectively, which amend the guidance in former Accounting Standards Codification ("ASC") Topic 605, *Revenue Recognition*. This guidance requires that entities recognize revenue to depict the transfer of promised goods or services to customers in an amount that reflects the consideration to which the entity expects to be entitled in exchange for those goods or services. In July 2015, the FASB decided to delay the effective date of ASU 2014-09 by one year. Additionally, in September 2017, the FASB issued ASU 2017-13, *Revenue Recognition (Topic 605), Revenue from Contracts with Customers (Topic 606), Leases (Topic 840), and Leases (Topic 842)* ("ASU 2017-13"), which delayed the effective date of ASU 2014-09 for the Company to align with the effective date of non-public companies. As a result, the Company is required to apply the new standard beginning January 1, 2019. The Company is in process of establishing a team to assess the potential impact of the new revenue standard. The assessment process will consist of reviewing the Company's current accounting policies and practices to identify potential differences that would result from applying the requirements of the new standard to the Company's revenue contracts and identifying appropriate changes to the business processes, systems and controls to support revenue recognition and disclosure requirements under the new standard. The assessment of the impact of the new revenue standard on the current business processes, systems and controls is expected to be completed during fiscal 2018. Additionally, the Company is currently evaluating the potential impact that the implementation of this new revenue standard will have on the Company's consolidated and combined financial statements as well as selection of the method of adoption. The FASB has issued, and may issue in the future, interpretive guidance which may cause the evaluation to change.

In February 2016, the FASB issued ASU 2016-02, *Leases (Topic 842)* ("ASU 2016-02"), to increase transparency and comparability among organizations by recognizing lease assets and lease liabilities, including for operating leases, on the balance sheet and disclosing key information about leasing arrangements. As a result of the guidance in ASU 2017-13, this guidance is effective for the Company's financial statement periods beginning January 1, 2020 and after. The Company is currently evaluating the effect that ASU 2016-02 will have on its consolidated and combined financial statements and related disclosures.

3. Business Combinations

2017 Acquisitions

Liquid Genomics

On July 31, 2017, the Company acquired 100% of the outstanding equity interests in Liquid Genomics from NantCell, a related party, in exchange for \$7,241. The purchase price consisted of \$5,000 to reimburse NantCell for the approximate \$5,000 worth of NantCell's common stock that was issued to the former Liquid Genomics stockholders at the time of NantCell's merger with Liquid Genomics on March 31, 2017 plus an additional \$2,241 which represented the amount of funding provided by NantCell to Liquid Genomics between March 31 and July 31, 2017.

The value of the identifiable assets acquired for the Liquid Genomics acquisition is shown in the table below:

NantOmics, LLC and Subsidiaries
Notes to Consolidated and Combined Financial Statements
(In thousands, except per unit amounts)

Cash and cash equivalents	\$ 152
Developed technology	4,579
Goodwill	1,305
Property and equipment, net	357
Other assets	166
Accounts payable	(234)
Accrued expenses	(144)
Capital lease obligations	(197)
Other current liabilities	(24)
Related party payables	(31)
Related party promissory note payables	(250)
Total assets acquired and liabilities assumed	<u>\$ 5,679</u>

The Company accounted for the transaction as the acquisition of a business between entities under common control since both NantCell and the Company are controlled by the Company's Chairman and CEO. Therefore, the Company recognized the assets and liabilities of Liquid Genomics at historical cost. The Company recorded the difference between the \$7,241 cash paid to NantCell and the historical cost of Liquid Genomics' net assets as an equity transaction with its Parent.

The estimated useful life of the acquired developed technology intangible is thirteen years.

Pro-Forma Information

The unaudited pro forma results presented below include the effects of the Liquid Genomics acquisition as if the acquisition had been consummated as of January 1, 2016, with adjustments to give effect to pro forma events that are directly attributable to the acquisition.

	Year Ended December 31,	
	2017	2016
Net revenue	\$ 6,130	\$ 6,849
Net loss attributable to NantOmics	(61,806)	(47,522)

The unaudited pro forma results do not reflect any operating efficiency or potential cost savings which may result from the consolidation of Liquid Genomics.

Genos

On January 24 and February 15, 2017, the Company purchased convertible notes under a secured note purchase agreement with Genos Research, Inc. ("Genos") with a principal amount of \$675 and \$500, respectively. On April 13, 2017, NantOmics paid \$30 in cash and forgave \$1,193 of principal and interest outstanding under the convertible notes in exchange for certain of Genos' assets, including its proprietary technology platform (see Note 5). The Company accounted for the transaction as a business combination and attributed the consideration transferred of \$1,223 to Genos' developed technology. The estimated useful life of the acquired developed technology is seven years.

2015 Acquisition

TRM

On September 8, 2015, the Company acquired a 54.0% equity interest in TRM from NantHealth in exchange for \$250 in cash and 611 of NantOmics' Series A-2 units. NantHealth acquired its interest in TRM on the same date from a selling member of TRM in exchange for paying that member \$250 in cash and issuing 268 of its Series A units.

The Company accounted for the transaction as the acquisition of a business between entities under common control since both NantHealth and the Company are controlled by NantWorks. Therefore, the Company recognized the assets, liabilities and non-controlling interests of TRM at the amount recognized by NantHealth upon its application of the acquisition method. The difference between these amounts and the \$250 cash paid to NantHealth was credited to the Company's Series A-2 members' equity.

NantOmics, LLC and Subsidiaries
Notes to Consolidated and Combined Financial Statements
(In thousands, except per unit amounts)

The following table summarizes the total consideration for the acquisition:

	Amounts
Cash	\$ 250
Value assigned to 611 Series A-2 units	774
Non-controlling interest of 46.0%	873
Total consideration	\$ 1,897

The value of the identifiable assets acquired for the TRM acquisition is shown in the table below:

	Amounts
Cash and cash equivalents	\$ 221
Accounts receivable	106
Other assets	15
Current liabilities	(1,040)
Clinical study site relationships	1,400
Goodwill	1,195
Total fair value of net assets acquired	\$ 1,897

The estimated useful life of the acquired clinical study site relationships intangible is four years. The excess of the purchase price over the net tangible and intangible assets of approximately \$1,195 was recorded as goodwill, which primarily reflects the expected future benefits to be realized upon integrating TRM's operations with those of the Company. The goodwill is not expected to be deductible for tax purposes. The Company recorded impairment on certain assets related to the TRM acquisition as of December 31, 2016 (see Note 5).

The fair value of the non-controlling interest was calculated as 46.0% of the total fair value of TRM's equity on the acquisition date.

4. Property and Equipment, net

Property and equipment as of December 31, 2017 and 2016 consisted of the following:

	December 31,	
	2017	2016
Equipment and other	\$ 47,204	\$ 35,073
Equipment acquired under capital leases	1,856	1,639
Computer equipment and software	6,610	3,904
	55,670	40,616
Less: accumulated depreciation	(20,724)	(11,179)
Property and equipment, net	\$ 34,946	\$ 29,437

Depreciation expense was \$9,545, \$6,919, and \$3,164 for the years ended December 31, 2017, 2016 and 2015, respectively.

NantOmics, LLC and Subsidiaries
Notes to Consolidated and Combined Financial Statements
(In thousands, except per unit amounts)

5. Intangible Assets and Goodwill

Intangible Assets

As of December 31, 2017 and 2016, definite-lived intangible assets consisted of the following:

December 31, 2017			
	Developed Technologies		Total
Gross carrying amount	\$ 20,523	\$	20,523
Accumulated amortization	(10,050)		(10,050)
Intangible assets, net	<u>\$ 10,473</u>	<u>\$</u>	<u>10,473</u>

December 31, 2016			
	Developed Technologies		Total
Gross carrying amount	\$ 14,600	\$	14,600
Accumulated amortization	(7,577)		(7,577)
Intangible assets, net	<u>\$ 7,023</u>	<u>\$</u>	<u>7,023</u>

During the year ended December 31, 2017, the Company recorded \$1,223 and \$4,700 of intangible assets related to developed technologies as a result of the Genos asset purchase and Liquid Genomics acquisitions, respectively (see Note 3). The developed technologies are amortized over a period of seven and thirteen years, respectively.

During the year ended December 31, 2015, the Company recorded \$1,400 of intangible assets related to clinical study site relationships as a result of the TRM acquisition (see Note 3). On December 31, 2016, the Company determined that a triggering event for this intangible asset had occurred given the nominal sales during the year and the Company's decision to reduce the amount of resources and investment in this asset group. The Company forecasted negative cash flows for this asset group and qualitatively determined that the intangible asset was fully impaired as of December 31, 2016. The impairment of \$934 is classified within impairment on intangible assets in the consolidated and combined statement of operations and comprehensive loss. In December 2017, Cal Cap contributed to NantWorks and NantWorks contributed to the Company the 46% interest in TRM that was not already owned and immediately thereafter, TRM was legally dissolved. The remaining assets and liabilities of TRM were assigned to NantOmics.

Amortization expense was \$2,473, \$2,436, and \$2,203 for the years ended December 31, 2017, 2016 and 2015, respectively.

The estimated future amortization expense for the intangible assets that exist as of December 31, 2017 is as follows:

<i>For the year ended December 31,</i>	Amounts
2018	\$ 2,174
2019	1,951
2020	1,951
2021	1,008
2022	536
Thereafter	2,853
	<u>\$ 10,473</u>

NantOmics, LLC and Subsidiaries
Notes to Consolidated and Combined Financial Statements
(In thousands, except per unit amounts)

Goodwill

The change in the net carrying amount of goodwill for the years ended December 31, 2017 and 2016 is provided below.

	Amounts
Balance at December 31, 2015	\$ 8,818
Activity during the year:	
Impairment (see Note 3)	(1,195)
Balance at December 31, 2016	7,623
Activity during the year:	
Acquisitions (see Note 3)	1,305
Balance at December 31, 2017	<u>\$ 8,928</u>

During the year ended December 31, 2017, the Company added \$1,305 of goodwill related to the acquisition of Liquid Genomics (See Note 3).

On December 31, 2016, the Company recorded an impairment charge of \$1,195 related to the goodwill attributable to the clinical research reporting unit which arose from the acquisition of TRM (see Note 3). The Company forecasted negative cash flows for this reporting unit and determined to reduce the amount of resources and investment in this reporting unit. Therefore, the Company qualitatively determined that the goodwill was fully impaired and classified the \$1,195 within impairment on intangible assets in the consolidated and combined statement of operations and comprehensive loss.

6. Cost Method Investments

During the year ended December 31, 2016, the Company made multiple investments in shares of preferred stock of private companies that are considered variable interest entities. See Note 13 for the disclosures related to the Company's involvement with other variable interest entities. The Company uses the cost method to account for these investments because the shares of each investee's preferred stock are not voting common stock, were not considered in-substance common stock and do not have readily determinable fair values.

Genos Research, Inc.

On May 9, 2016, the Company purchased 1,447 shares of Series A-1 preferred stock from Genos at a price of \$1,500, or \$1.03672 per share. Genos provides high quality whole exome sequencing directly to consumers using next generation sequencing technology.

In connection with its initial investment, the Company committed to purchase an additional 4,341 shares of Genos' Series A-1 preferred stock at a purchase price of \$4,500 if certain events occurred by September 6, 2016. The Company also had the option to purchase some or all of the 4,341 shares at a per share price of \$1.03672 if the events did not occur by such date. On September 16, 2016, the Company partially exercised its option and thereby purchased 2,411 shares of Genos' Series A-1 preferred stock at a cash purchase price of \$2,500 and extended the expiration date of its option to purchase the remaining 1,929 shares of Genos' Series A-1 preferred stock to January 20, 2017. Subsequent to these investments, certain factors arose that raised doubts about Genos' ability to continue operating as a going concern. As a result, the Company qualitatively determined that the investment was not recoverable and recognized other-than-temporary impairment for the full investment of \$4,000 as of December 31, 2016. This amount is classified within impairments on equity investments on the consolidated and combined statement of operations and comprehensive loss.

The shares of preferred stock owned by the Company as of December 31, 2016 represented approximately 37.9% of the outstanding equity of Genos on an as-converted, non-diluted basis and entitled the Company to appoint two directors to Genos' five-person Board of Directors. Since all significant decisions of Genos require a majority vote by the members of its Board of Directors, including decisions related to the hiring, firing and setting the compensation levels of all key executives and the approval of the annual operating budget, the Company did not have the power over the activities that most significantly impacted the economic performance of Genos. Therefore, the Company was not considered the primary beneficiary and did not have a controlling interest in Genos as of December 31, 2016. Genos legally dissolved after the Company's acquisition in April 2017 of certain of its assets (see Note 3).

NantOmics, LLC and Subsidiaries
Notes to Consolidated and Combined Financial Statements
(In thousands, except per unit amounts)

OptraSCAN, Inc.

On October 14, 2016, the Company purchased 4,900 shares of Series A preferred stock from OptraSCAN, Inc. ("OptraSCAN") at a cash purchase price of \$5,000. OptraSCAN is an on-demand digital pathology company that was formed shortly before the Company's initial investment.

The shares of preferred stock owned by the Company as of December 31, 2016 represented 49.0% of the outstanding equity of OptraSCAN on an as-converted, non-diluted basis and entitled the Company to appoint two directors to OptraSCAN's five-person Board of Directors. Since all significant decisions of OptraSCAN require a majority vote by the members of its Board of Directors, including decisions related to the hiring, firing and setting the compensation levels of all key executives and the approval of the annual operating budget, the Company does not have the power over the activities that most significantly impact the economic performance of OptraSCAN. Therefore, the Company is not considered the primary beneficiary and does not have a controlling interest in OptraSCAN as of December 31, 2016.

The \$5,000 carrying amount of this investment represents the Company's maximum exposure to loss as of December 31, 2016 and December 31, 2017 as the Company has not committed to providing additional financial support to OptraSCAN. The Company did not estimate the fair value of this investment as of December 31, 2016 nor as of December 31, 2017 because it did not identify any events or changes in circumstances that would have a significant adverse effect on the fair value of the investment.

7. Fair Value Measurements

Assets and liabilities measured at fair value on a recurring basis as of December 31, 2017 and 2016 consisted of the following:

December 31, 2017				
	Total fair value	Quoted price in active markets for identical assets (Level 1)	Significant other observable inputs (Level 2)	Significant unobservable inputs (Level 3)
Assets:				
Cash equivalents	\$ 5,039	\$ 5,039	\$ —	\$ —
Marketable securities - available for sale	8,843	8,843	—	—
Total assets	\$ 13,882	\$ 13,882	\$ —	\$ —
Liabilities:				
Other non-current liabilities (see Note 11)	\$ 2,739	\$ —	\$ —	\$ 2,739
Total liabilities	\$ 2,739	\$ —	\$ —	\$ 2,739

December 31, 2016				
	Total fair value	Quoted price in active markets for identical assets (Level 1)	Significant other observable inputs (Level 2)	Significant unobservable inputs (Level 3)
Assets:				
Cash equivalents	\$ 5,012	\$ 5,012	\$ —	\$ —
Marketable securities - trading	83	83	—	—
Marketable securities - available for sale	28,819	28,819	—	—
Total assets	\$ 33,914	\$ 33,914	\$ —	\$ —
Liabilities:				
Other non-current liabilities (see Note 11)	\$ 1,062	\$ —	\$ —	\$ 1,062
Total liabilities	\$ 1,062	\$ —	\$ —	\$ 1,062

NantOmics, LLC and Subsidiaries
Notes to Consolidated and Combined Financial Statements
(In thousands, except per unit amounts)

The Company's goodwill and other intangible assets and its investments in non-marketable equity securities are measured at fair value on a non-recurring basis and are adjusted to fair value only if an impairment charge is recognized. On December 31, 2016, the Company impaired certain intangible assets and a cost method investment and adjusted these assets to fair value (see Notes 5 and 6). No impairments were recorded for these assets during the years ended December 31, 2017 and 2015.

8. Commitments and Contingencies

Lease Arrangements

The Company leases equipment under various non-cancellable capital leases and office space under various operating leases, which expire at various dates through March 2026. Rental expense associated with operating leases is charged to expense in the year incurred and is included in the consolidated and combined statements of operations and comprehensive loss. Rent expense totaled \$2,215, \$1,686, and \$813 for the years ended December 31, 2017, 2016 and 2015, respectively.

The following is a schedule of the future minimum lease payments required under these leases as of December 31, 2017:

	Capital Leases	Operating Leases
<i>For the year end December 31,</i>		
2018	\$ 217	\$ 1,447
2019	65	1,486
2020	—	1,250
2021	—	891
2022	—	991
Thereafter	—	3,509
Total minimum lease payments	282	\$ 9,574
Less amount representing interest	(36)	
Capital lease obligation, net of interest	246	
Current portion of capital lease obligation	(189)	
Non-current portion of capital lease obligation	\$ 57	

The Company classifies the current portion of capital lease obligations within other current liabilities and the non-current portion within other non-current liabilities. The Company is recognizing the total cost of its office leases ratably over the lease period. The difference between rent paid and rent expense is reflected as deferred rent and is classified within other non-current liabilities in the accompanying consolidated balance sheets.

Regulatory Matters

The Company is subject to regulatory oversight by the U.S. Food and Drug Administration and other regulatory authorities with respect to the development, manufacturing, and sale of some of the products. In addition, the Company is subject to the Health Insurance Portability and Accountability Act ("HIPAA"), the Health Information Technology for Economic and Clinical Health Act and related patient confidentiality laws and regulations with respect to patient information. The Company reviews the applicable laws and regulations regarding effects of such laws and regulations on its operations on an ongoing basis and modifies operations as appropriate. The Company believes it is in substantial compliance with all applicable laws and regulations. Failure to comply with regulatory requirements could have a significant adverse effect on the Company's business and operations.

Legal Matters

The Company is, from time to time, subject to claims and litigation arising in the ordinary course of business. The Company intends to defend vigorously any such litigation that may arise under all defenses that would be available to it. In the opinion of management, the ultimate outcome of proceedings of which management is aware, even if adverse to the Company, would not have a material adverse effect on the consolidated and combined financial statements. As legal proceedings are inherently unpredictable, the Company's assessments involve significant judgment regarding future events.

NantOmics, LLC and Subsidiaries
Notes to Consolidated and Combined Financial Statements
(In thousands, except per unit amounts)

9. Income Tax

The components of the Company's provision (benefit) for income taxes are presented in the following tables:

	Year Ended December 31,		
	2017	2016	2015
Current:			
Federal	\$ —	\$ —	\$ —
State	—	—	—
Total current provision	—	—	—
Deferred:			
Federal	(4,359)	3,429	3,431
State	1,758	594	324
Less: valuation allowance	2,601	(4,023)	(3,755)
Total deferred benefit	—	—	—
Provision for income taxes	\$ —	\$ —	\$ —

The Company's provision for income taxes differs from the amount of income tax determined by applying the applicable federal and state statutory income tax rates to the loss before income taxes due to the valuation allowance for the full amount of the net deferred tax assets.

Since the losses of the pass-through entities flow directly to the members of the Company for tax purposes, no provision for income taxes has been reflected in the consolidated and combined financial statements for these entities.

Deferred income taxes reflect temporary differences in the recognition of revenue and expenses for income tax reporting and financial statement purposes. Significant components of the Company's deferred tax assets as of December 31, 2017 and 2016 are as follows:

	December 31,	
	2017	2016
Deferred tax assets		
Net operating loss carryforwards	\$ 20,235	\$ 19,269
Charitable contributions	13	—
Equity Compensation	6	9
Accrual to cash differences	478	472
Depreciation and amortization	553	721
Compensation accrual	22	—
Bad debt	47	—
	21,354	20,471
Less: Valuation allowance	(21,305)	(20,471)
Net deferred tax assets	\$ 49	\$ —
Deferred tax liabilities		
Depreciation and amortization	(29)	—
Capital lease	(20)	—
Net deferred tax liabilities	(49)	—
Deferred Tax Assets/(Liabilities)	\$ —	\$ —

NantOmics, LLC and Subsidiaries
Notes to Consolidated and Combined Financial Statements
(In thousands, except per unit amounts)

The realization of deferred tax assets may be dependent on the Company's ability to generate sufficient income in future years in the associated jurisdiction to which the deferred tax assets relate. The Company considers all available positive and negative evidence, including scheduled reversals of deferred tax liabilities, projected future taxable income, tax planning strategies, and recent financial performance. Based on the review of all positive and negative evidence, including a three year cumulative pre-tax loss, it was concluded that a full valuation allowance should be recorded against all net deferred tax assets at December 31, 2017 and 2016 as none of the deferred tax assets were more likely than not to be realized as of the balance sheet dates.

The Company paid no income taxes during the years ended December 31, 2017, 2016 and 2015. The Company has net operating loss ("NOL") carryforwards as of December 31, 2017 of approximately \$73,353, which may be available to offset future taxable income. The NOL carryforwards will expire, if not utilized, at various dates through 2037. Utilization of the NOL carryforwards may become subject to annual limitations due to ownership change limitations that could occur in the future as provided by Section 382 of the Internal Revenue Code of 1986, as amended, as well as similar state and foreign provisions. These ownership changes may limit the amount of the NOL carryforwards that can be utilized annually to offset future taxable income. The Company has not performed a comprehensive Section 382 study to determine any potential loss limitation in the United States resulting from past changes in ownership of its corporate subsidiary, and therefore it cannot be certain it will be able to fully utilize the NOL carryforwards.

10. Members' Equity

As of December 31, 2017 and 2016, the Company had three series of outstanding membership interests: Series A-1, Series A-2 and Series B units.

Rights and Preferences

Series A-1 and A-2 Units

Each holder of the outstanding Series A-1 units is entitled to one vote on each matter submitted to a vote of the members. The members vote together as a single class on all matters on which they are entitled to vote and all actions taken by the members will be deemed approved upon consent by the members representing a majority of the outstanding Series A-1 units. Except for the initial capital contributions, no members are obligated to make additional contributions. Series A-2 units do not have any voting rights. The Series A-1 and A-2 units have the characteristics noted below.

Non-liquidating distributions - Holders of the Series A-1 and A-2 units are entitled to receive distributions from the Company as determined by its board of directors (the "Board"). Any non-liquidating distributions will be made to all members based on their respective percentage interests as of the distribution date.

Capital proceeds and liquidating distributions - The Board may make distributions of cash proceeds arising from the sale or other disposition of assets ("Capital Proceeds") or upon liquidation, dissolution, or winding up of the Company ("Liquidating Distributions"). Prior to a qualified initial public offering ("IPO"), distributions of Capital Proceeds and Liquidating Distributions are made in the following order: first to the holders of the Series A-1 and A-2 units on a pro rata basis in proportion to the number of their Series A-1 and A-2 units, until their "Unreturned Capital" has been reduced to zero; second to the holders of Series B units (the "Series B Members") on a pro rata basis in proportion to the number of their Series B units until their "Unreturned Capital", if any, has been reduced to zero; and thereafter, to all members based on their respective percentage interests as of the distribution date. Each member's "Unreturned Capital" is the difference between (1) the aggregate capital contributions by that member and (2) any Capital Proceeds or Liquidating Distributions previously distributed to that member. As of December 31, 2017 and 2016, the holders of the Series A-1 and A-2 units had cumulative Unreturned Capital balances of \$1,269,157 and \$1,268,712, respectively.

Upon a qualified IPO, the priority rights of the holders of the Series A-1, A-2 and B units will immediately terminate and distributions of Capital Proceeds or Liquidating Distributions will be made to the holders of the Series A-1, A-2 and B units based on their respective percentage interests as of the distribution date, subject to the applicable hurdle amount for the Series B units.

Series B Non-Voting Units

The Company has reserved an aggregate of 150,000 Series B units for issuance to employees, consultants, contractors and other service providers of the Company and its subsidiaries in consideration for bona fide services provided to the Company. Series B units do not have any voting or information rights.

NantOmics, LLC and Subsidiaries
Notes to Consolidated and Combined Financial Statements
(In thousands, except per unit amounts)

The Series B units are considered profits interests of the Company and do not represent an interest in the capital of the Company, and would not entitle the Series B Members to receive distributions if the Company were liquidated immediately after the grant. Instead, the Series B Members are entitled to receive a pro rata allocation of a portion of the profit and loss of the Company arising after the date of the grant and distributions made out of a portion of the profits of the Company arising after the grant date of the Series B units.

Series B Members will not be entitled to receive any distributions until the aggregate distributions made by the Company exceed a hurdle amount applicable to those Series B units. The hurdle amount is determined by the Board at the date of issuance of such units. After all other members have received distributions equal to the hurdle amount, the Series B Members will be entitled to receive their percentage interest of such excess distributions.

11. Equity Based Compensation

The Company has various equity based compensation plans that it accounted for during the years ended December 31, 2017, 2016 and 2015, as described below.

NantOmics Profits Interests Plan

The Company has reserved 150,000 Series B units for issuance to employees, consultants, contractors and other service providers of the Company pursuant to the Profits Interests Plan. As of December 31, 2017 and 2016, there were 11,362 and 11,390 of outstanding Series B units, respectively.

As of December 31, 2017 and 2016, there were 2,905 and 2,933 outstanding Series B units, respectively, which provide their holders with the option to require the Company to purchase all of their vested Series B units at \$1.484 per unit if the Company has not completed an initial public offering or a sale prior to June 30, 2019. These awards are measured at fair value at the end of each reporting period until settlement using both an option pricing method and a geometric Brownian motion and are classified within other non-current liabilities on the consolidated balance sheets as of December 31, 2017 and 2016.

The remaining Series B units do not provide the holders with an option to require the Company to purchase their vested units and are therefore classified as a component of members' equity in the consolidated balance sheets. The fair value of the equity-classified Series B units was estimated at the date of grant using both an option pricing method and a probability weighted expected return method.

The primary inputs used to estimate the fair values of the Series B units are presented below:

	December 31,		
	2017	2016	2015
Risk-free interest rate	1.75-1.93%	0.85-1.35%	1.32%
Expected dividend yield	0.0%	0.0%	0.0%
Expected volatility	45%	50%	70%
Expected life in years	1-2.6	1-2.6	3.5

The estimated volatility was based on the historical equity volatility of comparable companies.

A summary of the Company's outstanding, nonvested, liability-classified Series B units and changes during the year ended December 31, 2017 is presented below:

Liability Classified Awards	Number of Series B Units Outstanding	Weighted Average Grant Date Fair Value
Nonvested outstanding, beginning of year	1,433	\$ 0.45
Granted	—	\$ 0.45
Vested	(707)	\$ 0.45
Forfeited	(27)	\$ 0.45
Nonvested outstanding, end of year	699	\$ 0.45

A summary of the Company's outstanding, nonvested, equity-classified Series B units and changes during the year ended December 31, 2017 is presented below:

NantOmics, LLC and Subsidiaries
Notes to Consolidated and Combined Financial Statements
(In thousands, except per unit amounts)

Equity Classified Awards	Number of Series B Units Outstanding	Weighted Average Grant Date Fair Value
Nonvested outstanding, beginning of year	8,016	\$ 0.34
Vested	(5,504)	\$ 0.34
Nonvested outstanding, end of year	2,512	\$ 0.34

During the years ended December 31, 2017, 2016, and 2015 the Company recognized total equity based compensation expense for the Series B units, including both the equity- and liability-classified awards, of \$2,199, \$1,308, and \$916, respectively. As of December 31, 2017, total unrecognized equity based compensation expense of approximately \$1,102 is expected to be recognized over a weighted average period of 0.8 years.

OncoPlex Equity Incentive Plan

As of December 31, 2014, OncoPlex had reserved approximately 1,792 shares of common stock for issuance under an Equity Incentive Plan, which authorized the granting of stock options to provide incentives to selected employees, executives, nonemployee directors, and independent contractors in the form of incentive stock options, non-qualified stock options, stock appreciation rights or restricted stock.

The fair value of each option award was estimated on the date of grant using an option pricing method assuming a risk-free interest rate of 1.66%, an expected dividend yield of 0.0%, an expected volatility of 80.0% and an expected life of 5 years.

On May 14, 2015, all unvested stock options held by existing shareholders of OncoPlex were cancelled concurrent with the Company's buyout of the OncoPlex non-controlling interests. All unrecognized equity based compensation expense was accelerated and recognized upon cancellation of the plan.

As of December 31, 2017, options for 7 shares at an exercise price of \$2.35 were vested and exercisable and remained outstanding. These options have a remaining contractual term of 4.3 years.

The Company recorded \$0, \$0, and \$377 of equity based compensation expense related to the OncoPlex Equity Incentive Plan during the years ended December 31, 2017, 2016, and 2015, respectively. During the years ended December 31, 2017, 2016, and 2015, the Company received \$0, \$0, and \$1,829, respectively, from employees upon exercise of stock options. In accordance with Company policy, the shares were issued from a pool of shares reserved for issuance under the plan.

12. Employee Retirement Plan

The Company has various employee retirement plans that it accounted for during the years ended December 31, 2017, 2016 and 2015.

NantOmics and Five3G

The Company has a qualified defined contribution plan through a NantWorks Retirement Plan (the "NantWorks 401(k) Plan") under Section 401(k) of the Internal Revenue Code covering eligible employees, including employees at certain of its subsidiaries, who have completed 30 days of service. Employee contributions to the NantWorks 401(k) Plan are voluntary. The Company contributes a 100% match up to 3.0% of the participant's eligible annual compensation, which contribution fully vests after three years of service. Participants' contributions are limited to their annual tax deferred contribution limit as allowed by the Internal Revenue Service. For the years ended December 31, 2017, 2016 and 2015, the Company's total matching contributions to the 401(k) Plan were \$272, \$236, and \$110, respectively.

13. Related Party Transactions

Investment by NantHealth and Exclusive Reseller Agreement

On June 19 and June 30, 2015, the Company issued a total of 168,464 of Series A-2 units to NantHealth in exchange for \$250,000. Additionally, the Company issued 611 Series A-2 units to NantHealth related to the acquisition of TRM (see Note 3). The Series A-2 units owned by NantHealth represent approximately 14.3% of the Company's total issued and outstanding membership interests. NantHealth is majority owned by NantWorks and is a transformational healthcare cloud-based IT company converging science and technology through a single integrated clinical platform, to provide actionable health information at the point of care.

NantOmics, LLC and Subsidiaries
Notes to Consolidated and Combined Financial Statements
(In thousands, except per unit amounts)

In conjunction with the investment, the Company entered into an exclusive Reseller Agreement with NantHealth on June 19, 2015 and subsequently amended this agreement on May 9, 2016 (the "First Amended Reseller Agreement"). Under the First Amended Reseller Agreement, the Company granted to NantHealth the worldwide, exclusive rights to resell the Company's genomic sequencing, quantitative proteomic analysis services and bioinformatics services, as well as related consulting and other professional services, to Institutional Customers. NantHealth does not have the right to resell such services for research or educational purposes, for consumer applications, for the development, evaluation, trial, analysis or regulatory approval of any pharmaceutical product or treatment or to individual patients or consumers, unless the Company grants such right to NantHealth on a case-by-case basis. Under the First Amended Reseller Agreement, NantHealth is responsible for various aspects of delivering its sequencing and molecular analysis solutions, including patient engagement and communications with providers such as providing interpretations of the reports delivered to the physicians and resolving any disputes, ensuring customer satisfaction and managing billing and collections. On September 20, 2016, the Company and NantHealth further amended the First Amended Reseller Agreement (the "Second Amended Reseller Agreement"), which permits NantHealth to use vendors other than the Company to provide any or all of the services and clarifies that NantHealth is responsible for order fulfillment and branding.

The Second Amended Reseller Agreement grants to NantHealth the right to renew the agreement with exclusivity for up to three renewal terms, each lasting three years, if NantHealth achieves projected volume thresholds, as follows: (i) the first renewal option can be exercised if NantHealth sells at least 300 tests between June 19, 2015 and June 30, 2020; (ii) the second renewal option can be exercised if NantHealth sells at least 570 tests between July 1, 2020 and June 30, 2023; and (iii) the third renewal option can be exercised if NantHealth sells at least 760 tests between July 1, 2023 and June 30, 2026. If NantHealth does not meet the applicable volume threshold during the initial term or the first or second exclusive renewal terms, NantHealth has the right to renew for a single additional three year term, but only on a non-exclusive basis.

Under the Second Amended Reseller Agreement, the Company is entitled to a variable, per-service fee, depending on the net amount billed by NantHealth to its customer. NantHealth is obligated to pay to NantOmics non-cancellable annual minimum fees of at least \$2,000 per year for each of the calendar years from 2016 through 2020 and, subject to NantHealth exercising at least one of its renewal options described above, at least \$25,000 per year for each of the calendar years from 2021 through 2023 and at least \$50,000 per year for each of the calendar years from 2024 through 2029. The Company invoices for its services on a monthly basis and such invoices are due and payable within 45 days of receipt. NantHealth has the right to terminate the agreement for convenience on six months' prior written notice, and each party has the right to terminate the agreement in the event there is a material, uncured breach or ineligibility for federal healthcare programming by the other party.

On June 30, 2017, NantHealth and NantOmics executed a letter in which NantOmics agreed to forgive certain receivables from NantHealth under the Second Amended and Restated Exclusive Reseller Agreement. As a result of the execution of this letter, the Company determined that \$452 in revenue previously recorded during the year ended December 31, 2016 was no longer collectible. Due to the fact that NantOmics and NantHealth are under common control, the Company recorded the forgiveness of the receivable as an equity transaction with its Parent as of December 31, 2017.

For the years ended December 31, 2017 and 2016, the Company recognized \$5,013 and \$4,970, respectively, of revenue and had \$503 and \$3,650 of outstanding related party accounts receivable as of December 31, 2017 and 2016 related to the Reseller Agreement. Of the revenue recognized by the Company under the Reseller Agreement, \$0 and \$2,286 was related to a genomic sequencing services agreement between NantHealth and a research institution for the years ended December 31, 2017 and 2016, respectively. Under that agreement, the institution agreed to pay NantHealth \$10,000 in exchange for the sequencing services. At the request of the institution, certain public and private charitable 501(c)(3) non-profit organizations provided partial funding for the sequencing and related bioinformatics costs associated with the project. The Company's Chairman and CEO serves as the CEO and a member of the board of directors of each of the organizations and by virtue of these positions, he may have influence or control over these organizations. The institution was not contractually or otherwise required to use NantHealth's or the Company's molecular profiling solutions or any of its other products or services as part of the charitable gift. The institution did not have a requirement to order or pay for the services unless it first received private donor funding for the project.

NantOmics, LLC and Subsidiaries
Notes to Consolidated and Combined Financial Statements
(In thousands, except per unit amounts)

Sequencing Agreement with NantKwest, Inc.

On June 18, 2015, the Company entered into a genomic and proteomic sequencing agreement with NantKwest, Inc. ("NantKwest"), a company that is controlled by NantOmics' Chairman and CEO. The Company is entitled to receive from NantKwest a fixed, per-sample fee, determined based on the type of services being provided. The Company invoices NantKwest on a monthly basis for services performed in the preceding month and invoices are payable within 30 days of receipt. The agreement has an initial term of five years and renews automatically for successive one year periods, unless terminated earlier. For the years ended December 31, 2017 and 2016, the Company recognized related party revenue of \$113 and \$238, respectively, under this arrangement in the consolidated and combined statements of operations and comprehensive loss. The Company had \$100 and \$0 of outstanding related party accounts receivable as of December 31, 2017 and 2016 related to the sequencing services agreement.

Sequencing Agreement with Windber Research Institute

On February 8, 2016, the Company entered into a sequencing services agreement with Windber Research Institute, doing business as the Chan Soon-Shiong Institute of Molecular Medicine at Windber ("CSSIMMW"). The agreement has an initial term of five years, unless terminated earlier. Amounts invoiced to CSSIMMW by the Company are payable within 30 days of receipt unless an order form specifies otherwise. The initial order form under the agreement provides that CSSIMMW pay the Company \$176 in exchange for certain sequencing services provided by the Company. The Company performed all of its services under the initial order form and recognized related party revenue of \$0 and \$176 for the years ended December 31, 2017 and December 31, 2016 in the consolidated and combined statements of operations and comprehensive loss. No receivables were outstanding from CSSIMMW as of December 31, 2017 and December 31, 2016 related to the sequencing services agreement.

Master Services Agreement with Altor BioScience Corporation

On October 10, 2016, the Company entered into a master services agreement ("MSA") with Altor BioScience Corporation ("Altor") for the provision of certain laboratory services by the Company to Altor, a subsidiary of NantCell. The MSA has an initial term of five years or until termination or expiration without renewal of the last work order still in effect at the end of five years after the effective date, whichever is longer and unless terminated sooner. All amounts invoiced to Altor by the Company are payable within 30 days of receipt. Under the MSA, Altor has granted to the Company an exclusive, perpetual and royalty free license to any and all rights, including intellectual property rights, arising in the performance of the services in certain diagnostic fields. The Company has not recognized any amounts related to the MSA in the consolidated and combined financial statements as of December 31, 2017 and December 31, 2016.

NantWorks Shared Service Agreement

The consolidated and combined financial statements include significant transactions with NantWorks involving services provided to the Company pursuant to a Shared Services Agreement, such as public relations, information technology and cloud services, human resources and administration management, finance and risk management, facilities, procurement and travel, and corporate development and strategy. The costs of services have been directly charged or allocated to the Company by NantWorks using methods management believes are reasonable. These methods include reasonable estimates of percentages of NantWorks' employees' time or specific man hours, square footage percentage of shared facilities and infrastructure costs dedicated to the Company activities and specific reimbursement for services performed by third parties for NantWorks for the direct benefit of the Company. The Company was billed for such services at cost, without mark-up or profit for NantWorks, but including reasonable allocations of employee benefits, facilities and other direct or fairly allocated indirect costs that relate to the employees providing the services. The Company incurred \$2,230, \$2,945, and \$2,726 of expenses during the years ended December 31, 2017, 2016, and 2015, respectively, related to general and administrative services provided by NantWorks and its affiliates under this agreement. Such charges and allocations are not necessarily indicative of what would have been incurred if the Company had hired a third party to perform these services.

Purchase of Property and Equipment

On June 24, 2016, the Company entered into an agreement with NantHealth UK, Ltd. ("NantHealth UK"), a wholly owned subsidiary of NantHealth, whereby the Company purchased storage and other computer equipment from NantHealth UK in exchange for a cash payment of \$144. The purchase price represented the net book value of the equipment as of the effective date. The Company accounted for the asset acquisition at carryover basis because NantHealth UK and the Company are under common control. The amount owed to NantHealth UK is classified within related party payables on the consolidated balance sheet as of December 31, 2016 and December 31, 2017, respectively.

NantOmics, LLC and Subsidiaries
Notes to Consolidated and Combined Financial Statements
(In thousands, except per unit amounts)

Transfer of OncoPlex Equity Interests

On May 14, 2015, the Company entered into an agreement to purchase the remaining shares of preferred and common stock of OncoPlex held by the non-controlling shareholders. The purchase was financed through a related party payable. Upon purchase of these shares, OncoPlex became a wholly-owned subsidiary of the Company and OncoPlex's existing equity incentive plan was terminated. On June 22, 2015, the Company transferred these equity interests to NantWorks in exchange for settlement of the related party payable. On August 20, 2015, the Company exercised two warrants to purchase a total of 900 shares of OncoPlex's Series B preferred stock in exchange for \$2,106 in cash. As a result of this transaction, the Company owned 83.1% of OncoPlex's outstanding equity on a non-diluted basis.

Related Party Notes Receivable

On September 4, 2015, Mox Networks, LLC ("Mox"), an affiliate of the Company, executed a demand promissory note in favor of the Company. The principal amount of the initial advance made by the Company to Mox totaled \$10,000. On February 24 and March 8, 2016, the Company advanced an additional \$5,559 and \$14,000, respectively, to Mox under the demand promissory note executed on September 4, 2015. The note receivable bears interest at a per annum rate of 8.0%, compounded annually and computed on the basis of the actual number of days elapsed and a year of 365 or 366 days, as the case may be. As of December 31, 2017, and December 31, 2016, the total interest receivable on this note was \$4,595 and \$2,262, respectively, and is included in related party notes receivable on the consolidated balance sheet. The unpaid principal and any accrued and unpaid interest on the note receivable are due and payable by Mox on demand by the Company. Mox may prepay the outstanding amount at any time, either in whole or in part, without premium or penalty and without the prior consent of the Company.

The Company does not have any representation on Mox's Board of Directors and does not otherwise have the power over the activities that most significantly impact its economic performance. As a result, while Mox is a variable interest entity, the Company is not considered the primary beneficiary of Mox. The unpaid principal and accrued and unpaid interest on the note receivable represents the Company's maximum exposure to loss as of December 31, 2017 as the Company had not committed to providing additional financial support to Mox. See Note 6 for disclosures related to the Company's involvement with other variable interest entities.

On January 4, 2016, Nant Capital, LLC ("NantCapital"), an affiliate of the Company, executed a demand promissory note in favor of the Company. The principal amount of the advance made by the Company to NantCapital totaled \$112,666. The note receivable bears interest at a per annum rate of 5.0%, compounded annually and computed on the basis of the actual number of days elapsed and a year of 365 or 366 days, as the case may be. As of December 31, 2017 and 2016, the total interest receivable on this note was \$11,500 and \$5,587, respectively, and is included in related party notes receivable on the consolidated balance sheet. The unpaid principal and any accrued and unpaid interest on the note receivable are due and payable by NantCapital on demand by the Company in either (i) cash, (ii) equity of NantHealth, to the extent such equity is owned by NantCapital, (iii) Series A-2 units of the Company or (iv) any combination of the foregoing, all at the option of the Company. Subject to the preceding sentence, NantCapital may prepay the outstanding amount at any time, either in whole or in part, without premium or penalty and without the prior consent of the Company.

Investment in NantHealth

On January 22, 2016, NantHealth executed a demand promissory note in favor of the Company. The principal amount of the initial advance made by the Company to NantHealth totaled \$20,000. On March 8, 2016, the Company made a second advance to NantHealth for \$20,000. Prior to the note converting into shares of NantHealth's common stock as discussed below, the note receivable bore interest at a per annum rate of 5.0%. In May and June of 2016, NantHealth executed amendments to the demand promissory note in favor of the Company which provide that all unpaid principal of each advance owed to the Company and any accrued and unpaid interest would convert automatically into shares of NantHealth's common stock after pricing of NantHealth's initial public offering and immediately after conversion of NantHealth from a limited liability company to a corporation, based on the initial public offering price of NantHealth's common stock. On June 1, 2016, approximately \$40,590 of principal and accrued interest on the note was converted into approximately 2,899 shares of NantHealth's common stock, representing approximately 2.4% of NantHealth's common stock then outstanding.

NantOmics, LLC and Subsidiaries
Notes to Consolidated and Combined Financial Statements
(In thousands, except per unit amounts)

As of December 31, 2016, the Company's investment in NantHealth had a cost basis of \$40,590 and a fair value of \$28,819. Although the investment has only been in a loss position since September 19, 2016, the Company concluded that the unrealized \$11,771 loss was other-than-temporary based on the decline in the fair value of NantHealth's common stock subsequent to the initial public offering. As of December 31, 2017, the Company's investment in NantHealth had a cost basis of \$28,819 and a fair value of \$8,843. The Company concluded that the unrealized \$19,976 loss was other-than-temporary based on the decline in the fair value of NantHealth's common stock since the investment was previously impaired as of December 31, 2016. The Company currently does not intend to dispose of its NantHealth common stock and expects that the fair value of its investment will recover. The other-than-temporary impairments of \$19,976 and \$11,771 are classified within impairments on equity investments in the consolidated and combined statement of operations and comprehensive loss for the years ended December 31, 2017 and December 31, 2016, respectively.

Related Party Payables

As of December 31, 2017 and 2016, the Company had related party payables of \$7,783 and \$3,923, respectively. The related party payables balance at December 31, 2016 primarily consisted of \$3,026 of borrowings from an affiliate, \$442 owed to NantWorks pursuant to the Shared Services Agreement, and \$235 for accrued and unpaid interest on the related party promissory notes. The related party payables balance at December 31, 2017 primarily consisted of \$3,026 of borrowings from an affiliate, \$1,826 owed to NantWorks pursuant to the Shared Services Agreement, and \$2,322 for accrued and unpaid interest on the related party promissory notes.

Related Party Promissory Notes Payable

On May 1, 2014, the Company executed a convertible demand promissory note with NantWorks. The outstanding principal amount of advances made by the related party to the Company pursuant to these notes totaled \$296 and \$296 as of December 31, 2017 and 2016, respectively. On January 22 and March 30, 2016, the Company transferred to NantWorks marketable securities having a fair value of \$8,730 and made a cash payment of \$1,236 as a partial repayment of multiple advances made pursuant to the convertible demand promissory note in favor of NantWorks. The repayment amounts consisted of \$9,483 of principal and \$483 of accrued interest. The note bears interest at a per annum rate of 3.0%, compounded annually and computed on the basis of the actual number of days in a year. NantWorks may, at its sole discretion, and at any time, convert the aggregate amount of the unpaid principal and any accrued and unpaid interest on the convertible promissory note into equity securities of the Company. As of December 31, 2017 and 2016, the total interest outstanding on this note amounted to \$16 and \$7, respectively, and is included in related party payables in the consolidated balance sheets.

On March 5, 2015, the Company executed a demand promissory note with an affiliate. The principal amount of the advance made by the related party to the Company totaled \$15,000 as of December 31, 2015. The note bears interest at a per annum rate of 8.0%. On March 30, 2016, the Company transferred marketable securities having a fair value of \$16,292 as complete repayment of the demand promissory note with the affiliate. The repayment amount consisted of \$15,000 of principal and \$1,292 of accrued interest. As a result, there is no balance outstanding under this promissory note as of December 31, 2017 nor as of December 31, 2016.

On September 14, 2016, the Company executed a demand promissory note with NantCapital. The principal amount of advances made by NantCapital to the Company pursuant to these notes totaled \$61,388 and \$20,392 as of December 31, 2017 and 2016, respectively. The note bears interest at a per annum rate of 5.0%, compounded annually and computed on the basis of 365 or 366 days, as the case may be. As of December 31, 2017 and 2016, the total interest outstanding on this note amounted to \$2,213 and \$204, respectively, and is included in related party payables on the consolidated balance sheet.

On April 27, 2011, TRM executed a demand promissory note with an affiliate. The principal amount of the advance made by the related party to TRM totaled \$75 and \$75 as of December 31, 2017 and 2016, respectively. The note bears interest at a per annum rate of 5.0%, compounded annually. As of December 31, 2017 and 2016, the total interest outstanding on this note amounted to \$29 and \$24, respectively, and is included in related party payables on the consolidated balance sheet.

On January 24, 2017, the Company executed a demand promissory note with an affiliate. The principal amount of advances made by the affiliate to the Company pursuant to these notes totaled \$1,160 as of December 31, 2017. The note bears interest at a per annum rate of 5.0%, compounded annually and computed on the basis of 365 or 366 days, as the case may be. As of December 31, 2017, the total interest outstanding on this note amounted to \$54 respectively, and is included in related party payables on the consolidated balance sheet.

NantOmics, LLC and Subsidiaries
Notes to Consolidated and Combined Financial Statements
(In thousands, except per unit amounts)

On March 1, 2017, Liquid Genomics executed a promissory note with NantWorks. The principal amount of the advance made by the related party to Liquid Genomics totaled \$250 as of December 31, 2017. The note bears interest at a per annum rate of 5.0%, compounded annually. As of December 31, 2017, the total interest outstanding on this note amounted to \$10 and is included in related party payables on the consolidated balance sheet.

The unpaid principal and any accrued and unpaid interest on the convertible promissory note and all of the promissory notes with the related parties are due and payable on demand. The Company and its subsidiaries may prepay the outstanding amounts at any time, either in whole or in part, without premium or penalty.

Deemed Capital Contribution by Parent

In 2016 and 2017, the Company benefited from the use of certain equipment owned by an entity controlled by NantWorks. The Company recorded a non-cash expense of \$402 and \$630 and a corresponding capital contribution on behalf of NantWorks in the consolidated and combined financial statements for the year ended December 31, 2017 and 2016, respectively. The amount of the expense represents the depreciation expense that the Company would have recognized had it owned such assets during the period of use.

Related Party Sublease Income

In January 2017, OncoPlex entered into a sublease agreement with Precision Biologics, Inc. ("Precision Biologics"), a related party, related to its Rockville, Maryland, laboratory and office space, with an initial lease from November 1, 2016 through March 31, 2022. The sublease includes a portion of the premises consisting of approximately 3,758 rentable square feet of space. The monthly base rent is \$7 per month, with an annual 3% increase. For the year ended December 31, 2017, the Company recognized \$97 in other income on the consolidated statement of operations under the sublease agreement.

14. Subsequent Events

The Company has evaluated subsequent events through March 16, 2018, the date on which the consolidated and combined financial statements were available to be issued. There are no significant events that require disclosure in these consolidated and combined financial statements, except as follows:

Assignment of Liquid Genomics

On February 28, 2018, the Company sold its 100% interest in Liquid Genomics to NantHealth pursuant to an assignment agreement dated February 1, 2018. The consideration for the sale consisted of the Company redeeming 9,088,362 Series A-2 units that were previously owned by NantHealth plus an additional number of Series A-2 units owned by NantHealth that will be redeemed by the Company by May 31, 2018. The number of Series A-2 units to be redeemed by May 31, 2018 will be equal to the quotient obtained by dividing (a) the amount of funding provided by NantOmics to Liquid Genomics between January 1 and February 28, 2018 by (b) the per-unit book value of the Series A-2 units on NantHealth's balance sheet as of December 31, 2017.

Borrowings from Related Parties

In January, February and March 2018, NantCapital made multiple advances to the Company totaling \$19,732 under the demand promissory note executed on September 14, 2016. Other than the additional advances, all terms of the note payable remained the same (see Note 13).

Item 9. Changes in and Disagreements With Accountants on Accounting and Financial Disclosure

None.

Item 9A. Controls and Procedures

Evaluation of Disclosure Controls and Procedures

Under the supervision and with the participation of our management, including our Chief Executive Officer and Chief Financial Officer, we conducted an evaluation of the effectiveness of our disclosure controls and procedures (as such term is defined in Rules 13a-15(e) and 15d-15(e) under the Exchange Act) as of the end of the period covered by this report. Based on this evaluation, our Chief Executive Officer and Chief Financial Officer concluded that our disclosure controls and procedures were effective as of such date. Our disclosure controls and procedures are designed to ensure that information required to be disclosed in the reports we file or submit under the Exchange Act is recorded, processed, summarized and reported within the time periods specified in the SEC's rules and forms and that such information is accumulated and communicated to management, including the Chief Executive Officer and Chief Financial Officer, to allow timely decisions regarding required disclosure.

Our disclosure controls and procedures are designed to provide reasonable assurance of achieving their objectives of ensuring that information we are required to disclose in the reports we file or submit under the Exchange Act is accumulated and communicated to our management, including our Chief Executive Officer and Chief Financial Officer, as appropriate to allow timely decisions regarding required disclosures, and is recorded, processed, summarized and reported, within the time periods specified in the SEC's rules and forms. There is no assurance that our disclosure controls and procedures will operate effectively under all circumstances.

Management's Annual Report on Internal Control Over Financial Reporting

Our management is responsible for establishing and maintaining adequate internal control over financial reporting (as defined in Rules 13a-15(f) and 15d-15(f) under the Exchange Act). Management conducted an assessment of the effectiveness of our internal control over financial reporting based on the criteria set forth in Internal Control-Integrated Framework issued by the Committee of Sponsoring Organizations of the Treadway Commission (2013 framework). Based on the assessment, management has concluded that its internal control over financial reporting was effective as of December 31, 2017 to provide reasonable assurance regarding the reliability of financial reporting and the preparation of financial statements in accordance with GAAP. Our independent registered public accounting firm, Ernst & Young LLP, is not required to and has not issued an attestation report as of December 31, 2017 due to a transition period established by the rules of the SEC for newly public companies that have not lost their "emerging growth company" status as defined in the JOBS Act.

Changes in Internal Control Over Financial Reporting

There were no changes to our internal control over financial reporting identified in connection with the evaluation required by Rule 13a-15(d) and 15d-15(d) of the Exchange Act that occurred during the quarter ended December 31, 2017 that have materially affected, or are reasonably likely to materially affect, our internal control over financial reporting.

Inherent Limitations in the Effectiveness of Controls

Management recognizes that a control system, no matter how well designed and operated, can provide only reasonable, not absolute, assurance that the objectives of the control system are met. Further, the design of a control system must reflect the fact that there are resource constraints and that management is required to apply its judgment in evaluating the benefits of possible controls and procedures relative to their costs. Because of the inherent limitations in all control systems, no evaluation of controls can provide absolute assurance that all control issues and instances of fraud or error, if any, have been detected. These inherent limitations include the realities that judgments in decision making can be faulty, and that breakdowns can occur because of a simple error or mistake. Additionally, controls can be circumvented by the individual acts of some persons, by collusion of two or more people, or by management override of the controls. The design of any system of controls also is based in part upon certain assumptions about the likelihood of future events, and there can be no assurance that any design will succeed in achieving its stated goals under all potential future conditions; over time, controls may become inadequate because of changes in conditions, or the degree of compliance with policies or procedures may deteriorate. Because of the inherent limitations in a cost-effective control system, misstatements due to error or fraud may occur and not be detected.

Item 9B. Other Information

On December 18, 2017, we and NantOmics executed Amendment No.1 to the Second Amended Reseller Agreement to allow fee adjustments with respect to services completed by NantOmics between the amendment effective date of October 1, 2017 to June 30, 2018.

PART III

Item 10. Directors, Executive Officers and Corporate Governance

Composition of the Board

Our business affairs are managed under the direction of our board of directors, which is currently comprised of five members. Four of our director nominees qualify as independent within the meaning of such term as set forth in the listing standards of The NASDAQ Global Select Market. At each annual meeting of stockholders, the terms of each of our five incumbent directors expire and all members of our board of directors are standing for election.

The following table sets forth the names, ages as of March 15, 2018 and certain other information for each of our current directors:

Name	Age	Position	Director Since
Patrick Soon-Shiong, M.D., FRCS (C) FACS	65	Chairman and Chief Executive Officer and Director	2010
Michael S. Sitrick ⁽¹⁾⁽²⁾	70	Director	2016
Kirk K. Calhoun ⁽¹⁾	73	Director	2016
Mark Burnett	57	Director	2016
Michael Blaszyk ⁽¹⁾⁽²⁾	65	Director	2016

(1) Member of our audit committee

(2) Member of our compensation committee

Patrick Soon-Shiong, M.D., FRCS (C), FACS has served as our Chief Executive Officer and as Chairman of our board of directors since the formation of our company in July 2010. In 2011, he founded NantWorks, an ecosystem of companies to create a transformative global health information and next generation pharmaceutical development network for the secure sharing of genetic and medical information, where he currently serves as Chief Executive Officer and Chairman of the board of directors. NantWorks is an affiliate and significant stockholder of NantHealth and Dr. Patrick Soon-Shiong indirectly controls all of the equity interests of NantWorks. Dr. Patrick Soon-Shiong, a physician, surgeon and scientist, has pioneered novel therapies for both diabetes and cancer, published over 100 scientific papers, and has over 95 issued patents on groundbreaking advancements spanning myriad fields. Dr. Patrick Soon-Shiong performed the world's first encapsulated human islet transplant, the first engineered islet cell transplant and the first pig to man islet cell transplant in diabetic patients. He invented and developed Abraxane, the nation's first FDA-approved protein nanoparticle albumin-bound delivery technology for the treatment of cancer. Abraxane was approved by the FDA for metastatic breast cancer in 2005, lung cancer in 2012, and pancreatic cancer in 2013. Abraxane is now approved in many countries across the globe with sales of approximately \$1.0 billion. From 1997 to 2010, Dr. Patrick Soon-Shiong served as founder, Chairman and Chief Executive Officer of two global pharmaceutical companies, American Pharmaceutical Partners (sold to Fresenius SE for aggregate consideration of up to \$5.6 billion in 2008) and Abraxis BioScience (sold to Celgene Corporation for aggregate consideration of up to \$3.6 billion in 2010). Dr. Patrick Soon-Shiong serves as Chairman and Chief Executive Officer of NantKwest, Inc. (NASDAQ:NK), a publicly-traded pioneering clinical-stage immunotherapy company and an affiliate of NantHealth. Although we expect Dr. Patrick Soon-Shiong will devote on average at least 20 hours per week to our company, he will primarily focus on NantKwest, where he is Chairman and Chief Executive Officer, and will also devote time to other companies operating under NantWorks. Dr. Patrick Soon-Shiong also serves as Chairman of the Chan Soon-Shiong Family Foundation and Chairman and Chief Executive Officer of the Chan Soon-Shiong Institute of Molecular Medicine, a non-profit medical research organization. He was appointed by House Speaker Paul Ryan to the Health Information Technology Advisory Committee, a committee established by the 21st Century Cures Act that will advise the President and his administration on health IT policy and will tackle issues with healthcare interoperability and privacy and security, while working with key stakeholders to create standards in these areas. He previously co-chaired the CEO Council for Health and Innovation at the Bipartisan Policy Center and previously served as a member of the Global Advisory Board of Bank of America. He is an Adjunct Professor of Surgery at the University of California, Los Angeles, or UCLA, a visiting Professor at the Imperial College of London, the Executive Director of the UCLA Wireless Health Institute and a board member of the California Telehealth Network. The Friends of the National Library of Medicine has honored him with their Distinguished Medical Science Award. Dr. Patrick Soon-Shiong holds a degree in medicine from the University of the Witwatersrand and a M.Sc. in science from the University of British Columbia. Dr. Patrick Soon-Shiong is a board certified surgeon and a fellow of the American College of Surgeons and of the Royal College of Physicians and Surgeons of Canada.

We believe that Dr. Patrick Soon-Shiong is qualified to serve as a member of our board of directors due to his depth of expertise as chairman and chief executive officer of multiple multi-billion dollar companies in the life sciences industry, his broad experience in research and development of pioneering technologies and his educational background.

Michael S. Sitrick has served on our board of directors since May 2016. Since October 2016, Mr. Sitrick served as Chair and Chief Executive Officer of Sitrick Group, LLC, a subsidiary of Resources Connection, Inc (NASDAQ: RECN). From November 2009 to October 2016, Mr. Sitrick has served as the Chairman and Chief Executive Officer of Sitrick Brincko LLC, a subsidiary of Resources Connection, Inc (NASDAQ: RECN), and also currently serves as Chair and Chief Executive Officer of Sitrick And Company, which he founded in 1989. Sitrick And Company, which was sold to Resources Connection, Inc. in 2009., is a public relations, strategic communications and crisis management company providing advice and counseling to some of the country's largest corporations, non-profits and governmental agencies, in many areas including investor relations, corporate governance, mergers and acquisitions, litigation support, corporate positioning and repositioning, reputation management, the development and implementation of strategies to deal with short sellers, executive transitions and government investigations. Prior to that, from 1981 to 1989 he was an executive and senior vice president - communications for Wickes Companies, Inc., head of communications and government affairs for National Can Corporation from 1974 to 1981 and group supervisor at Selz, Seabolt and Associates before that. Prior to that, Mr. Sitrick was assistant director of public information in the Richard J. Daley administration in Chicago and worked as a reporter. Mr. Sitrick is a published author, frequent lecturer, a former board member at two public companies (both of which were sold) and a current and former board member of several charitable organizations. Mr. Sitrick serves as a director of JAKKS Pacific, Inc. (NASDAQ: JAKK). He holds a BS in business administration with a major in journalism from the University of Maryland, College Park.

We believe that Mr. Sitrick is qualified to serve as a member of our board of directors because of his extensive experience and knowledge serving on and advising other public company boards.

Kirk K. Calhoun has served as a member of our board of directors since May 2016. Mr. Calhoun joined Ernst & Young LLP, a public accounting firm, in 1965 and served as a partner of the firm from 1975 until his retirement in 2002. Mr. Calhoun is a Certified Public Accountant (non-practicing) with a background in auditing and accounting. He has previously served on the boards and audit committees of seven public companies in the pharmaceutical and medical diagnostic industries. Mr. Calhoun currently serves on the boards of Ryerson Holding Corporation (NYSE: RYI), a metals processor and distributor, and PLx Pharma, Inc. (NASDAQ: PLXP), a specialty pharmaceutical company focused on commercializing aspirin products, plus three private companies, including NeuroSigma, Inc., a developer of products treating major neurological and neuropsychiatric disorders. Mr. Calhoun received a BS in accounting from the University of Southern California.

We believe that Mr. Calhoun is qualified to serve as a member of our board of directors because of his extensive experience and knowledge in the healthcare industry and his significant financial and accounting background.

Mark Burnett has served as a member of our board of directors since May 2016. Mr. Burnett has been the President of the MGM Television and Digital Group since January 2016, and is an eight-time Emmy Award winner. Mr. Burnett has produced more than 3,200 hours of television programming, which regularly airs in more than 70 countries worldwide. The group Mr. Burnett leads currently has numerous TV shows airing or in production, including “The Voice” (NBC); “Survivor” (CBS); “Shark Tank” (ABC); “ Fargo” (FX); “Vikings” (HISTORY); “Beyond the Tank” (ABC); “Celebrity Apprentice” (NBC); “Teen Wolf” (MTV); “500 Questions” (ABC); “The People’s Choice Awards” (CBS); “Lucha Underground” (El Rey Network); and “America’s Greatest Makers” (INTEL/Turner Awards (CBS)). Mr. Burnett is one of very few producers to have had a renewed series of each of the four major networks and to have multiple series win their time slots on five nights of television in the same week. Prior to joining MGM, Mr. Burnett was a director and Chief Executive Officer of One Three Media from April 2011 until September 2014, and was a director and Chief Executive Officer of UAMG, LLC from September 2014 until January 2016. Mr. Burnett has also served as a director of Lightworkers Media OTT, LLC and its predecessor entities since December 2012. Mr. Burnett is also a director of our affiliate, NantBioScience, Inc.

We believe that Mr. Burnett is qualified to serve as a member of our board of directors because of his expertise in the areas of marketing and communications.

Michael Blaszyk has served as a member of our board of directors since May 2016. Since 2016, Mr. Blaszyk has served as the managing partner of Saguaro Ridge LLC, an advisory services and investments company. From 2000 to 2016, Mr. Blaszyk served as the senior executive vice president, chief financial officer and chief corporate officer for Dignity Health (formerly known as Catholic Healthcare West), a not-for-profit public benefit corporation. Prior to joining Dignity Health, Mr. Blaszyk was the senior vice president and chief financial officer for University Hospitals Health System in Cleveland, Ohio, a healthcare system, from October 1997 to December 2000. Mr. Blaszyk also previously served as the managing partner of the Northeast region Health Care Provider Consulting Practice for Merger LLC (formerly known as William M. Mercer), a global consulting firm, and the executive vice president at Boston Medical Center, a non-profit academic medical center. Mr. Blaszyk serves as a director of NantKwest, Inc. (NASDAQ: NK), a clinical-stage immunotherapy company, and a director and member of the audit committee of Sound Physicians, Inc., a Fresenius company. He received his bachelor’s degree in life sciences from Wayne State University and his master’s degree in health services administration from the University of Colorado. We believe that Mr. Blaszyk is qualified to serve as a member of our board of directors because of his extensive experience and knowledge in the healthcare industry and his significant financial and accounting background.

We believe that Mr. Blaszyk is qualified to serve as a member of our board of directors because of his extensive experience and knowledge in the healthcare industry and his significant financial and accounting background.

Executive Officers

The names of our executive officers, their ages, their positions with the Company and other biographical information as of March 15, 2018 are set forth below. There are no family relationships among any of our directors or executive officers.

Name	Age	Position
Patrick Soon-Shiong, M.D., FRCS (C) FACS	65	Chairman and Chief Executive Officer and Director
Paul Holt	51	Chief Financial Officer
Ron Louks	53	Chief Operating Officer

Patrick Soon-Shiong, M.D., FRSC (C), FACS. Please see the biographical information for Dr. Soon-Shiong in the section entitled “*Board of Directors and Corporate Governance.*”

Paul Holt was appointed Chief Financial Officer in April 2015. Prior to joining NantHealth, Mr. Holt served as Chief Financial Officer of Quality Systems, Inc. (NASDAQ: QSII), a healthcare information technology and services company, from 2000 to April 2015. He was Controller of Quality Systems from January 2000 to May 2000. Mr. Holt was the Controller of Sierra Alloys Co., Inc., a titanium metal manufacturing company, from August 1999 to December 1999. From 1995 to 1999, he was Controller of Refrigeration Supplies Distributor, the largest independently owned wholesale distributor and manufacturer of refrigeration supplies and heating controls in the western United States. From 1990 to 1995, Mr. Holt was a Certified Public Accountant at McGladrey & Pullen, LLP. Mr. Holt holds an MBA from the University of Southern California and a BA in Economics (*cum laude*) from the University of California, Irvine.

Ron Louks joined us as Senior Vice President, Mobile Platform Technology & Emerging Solutions in January 2017 and was appointed as Chief Operating Officer in May 2017. Prior to that, Mr. Louks was President, Devices and Emerging Solutions, at Blackberry Limited (NASDAQ: BBRY) from January 2014 to May 2016. Mr. Louks also served as Chief Executive Officer of The OpenNMS Group from August 2013 through January 2014, Chief Executive Officer of Plus 1, LLC from March 2012 to July 2013 and served as the Chief Strategy Officer of HTC Corporation from July 2010 through January 2012. In addition, Mr. Louks held many leadership positions in the technology industry prior to that, including Chief Technology Officer at Sony Ericsson.

Section 16(a) Beneficial Ownership Reporting Compliance

Section 16(a) of the Exchange Act requires our executive officers and directors, and persons who own more than 10% of a registered class of our equity securities, to file reports of ownership and changes of ownership on Forms 3, 4 and 5 with the SEC. Such directors, executive officers and 10% stockholders are required by SEC regulations to furnish us with copies of all Section 16(a) forms they file.

Based solely on our review of the copies of such forms we have received and written representations from certain reporting persons that they filed all required reports, we believe that all of our officers, directors and greater than 10% stockholders complied with all Section 16(a) filing requirements applicable to them with respect to transactions during 2017 except for the vesting of phantom units on May 1, 2017 and June 6, 2017 that were inadvertently reported late on a Form 4 filed on August 25, 2017.

Code of Business Conduct and Ethics

Our board of directors has adopted a written code of business conduct and ethics that applies to our directors, officers and employees, including our principal executive officer, principal financial officer, principal accounting officer or controller, or persons performing similar functions and agents and representatives, including consultants. A copy of the code of business conduct is available on our website, www.nanthealth.com, under the investors tab. If we make any substantive amendments to, or grant any waivers from, the code of business conduct and ethics for any officer or director, we will disclose the nature of such amendment or waiver on our website.

Controlled Company Exemption

Patrick Soon-Shiong, M.D., our Chairman and Chief Executive Officer, and entities affiliated with him control a significant majority of our common stock. As a result, we are a “controlled company” within the meaning of the NASDAQ corporate governance standards. Under the NASDAQ listing standards, a company of which more than 50% of the voting power is held by an individual, group or another company is a “controlled company” and may elect not to comply with certain corporate governance standards, including (1) the requirement that a majority of our board of directors consist of independent directors, (2) the requirement that we have a nominating and corporate governance committee, and (3) the requirement that the compensation committee consist solely of independent directors.

Our board of directors has determined that each of Mr. Sitrick, Mr. Calhoun, Mr. Burnett and Mr. Blaszyk, representing four of our five directors, is “independent” as that term is defined under the rules of NASDAQ. In reliance upon the “controlled company” exemption, we have elected not to have a nominating and corporate governance committee.

These exemptions do not modify the independence requirements for our audit committee, and we satisfy the member independence requirement for the audit committee under the NASDAQ corporate governance standards and SEC rules and regulations. Audit committee members must also satisfy separate independence criteria set forth in Rule 10A-3, under the Securities Exchange Act of 1934, as amended, or the Exchange Act. Under the rules of NASDAQ, a director will only qualify as an “independent director” if, among other things, in the opinion of that company’s board of directors, that person does not have a relationship that would interfere with the exercise of independent judgment in carrying out the responsibilities of a director.

Board Committees

Our board of directors has an audit committee and a compensation committee, each of which has the composition and the responsibilities described below. As a “controlled company” within the meaning of the NASDAQ corporate governance rules, we have elected not to have a nominating and corporate governance committee. The composition and responsibilities of each of the committees of our board of directors is described below.

Audit Committee

Our audit committee is comprised of Michael Blaszyk, Michael S. Sitrick and Kirk K. Calhoun. Michael Blaszyk serves as the chairperson of our audit committee. We have utilized the phase-in provisions available to us under NASDAQ Rule 5615(b) regarding audit committee independence requirements and have fully complied with this requirement as of each stage of the phase-in period. Our board of directors has determined that each of the members of our audit committee is an independent director under the NASDAQ listing rules, satisfies the additional independence criteria for audit committee members and satisfies the requirements for financial literacy under the NASDAQ listing rules and Rule 10A-3 of the Exchange Act, as applicable. Our board of directors has also determined that Michael Blaszyk is an audit committee financial expert as defined under the applicable rules of the SEC and has the requisite financial sophistication as defined under NASDAQ listing standards.

Our audit committee oversees our corporate accounting and financial reporting process and assists our board of directors in monitoring our financial systems and our legal and regulatory compliance. The responsibilities of our audit committee also include, among other things:

- selecting and hiring the independent registered public accounting firm to audit our financial statements;
- helping to ensure the independence and performance of the independent registered public accounting firm;
- approving audit and non-audit services and fees;
- reviewing financial statements and discussing with management and the independent registered public accounting firm our annual audited and quarterly financial statements, the results of the independent audit and the quarterly reviews, and the reports and certifications regarding internal controls over financial reporting and disclosure controls;
- preparing the audit committee report that the SEC requires to be included in our annual proxy statement;
- reviewing reports and communications from the independent registered public accounting firm;
- reviewing the adequacy and effectiveness of our internal controls and disclosure controls and procedures;
- reviewing our policies on risk assessment and risk management;
- reviewing related party transactions; and
- establishing and overseeing procedures for the receipt, retention and treatment of accounting related complaints and the confidential submission by our employees of concerns regarding questionable accounting or auditing matters.

Our audit committee operates under a written charter approved by our board of directors and that satisfies the applicable rules and regulations of the SEC and the listing requirements of NASDAQ. The charter is available on our website, www.nanthealth.com, under the investors tab. Our audit committee held four meetings during 2017.

Compensation Committee

Our compensation committee is comprised of Michael S. Sitrick and Michael Blaszyk. Michael S. Sitrick serves as the chairperson of our compensation committee. Our board of directors has determined that each member of our compensation committee is an independent director under the current rules of NASDAQ, satisfies the additional independence criteria for compensation committee members under Rule 10C-1 and the NASDAQ listing rules, is a “non-employee director” within the meaning of Rule 16b-3 under the Exchange Act, and is an “outside director” for purposes of Section 162(m) of the Internal Revenue Code of 1986, as amended. The purpose of our compensation committee is to oversee our compensation policies, plans and benefit programs and to discharge the responsibilities of our board of directors relating to compensation of our executive officers.

Our compensation committee oversees our corporate compensation programs. The responsibilities of our compensation committee also include, among other things:

- overseeing our overall compensation philosophy and compensation policies, plans and benefit programs;
- reviewing and approving or recommending to the board for approval compensation for our executive officers and directors;
- preparing the compensation committee report that the SEC will require to be included in our annual proxy statement; and
- administering our equity compensation plans.

Our compensation committee operates under a written charter approved by our board of directors and that satisfies the applicable rules and regulations of the SEC and the listing requirements of NASDAQ. The charter is available on our website, www.nanthealth.com, under the investors tab. Our compensation committee held one meeting during 2017.

Compensation Committee Interlocks and Insider Participation

None of our executive officers currently serves, or in the past year has served, as a member of the compensation committee, or other board committee performing equivalent functions (or in the absence of any such committee, the entire board of directors) or director of any entity that has one or more executive officers serving on our compensation committee or our board of directors. None of the members of our compensation committee is or has been an officer or employee of the Company.

Process for Recommending Candidates to the Board of Directors

No material changes have been made to the procedures by which our stockholders may recommend nominees to our board of directors.

Item 11. Executive Compensation

Processes and Procedures for Executive and Director Compensation

Our compensation committee assists the board in discharging the board's responsibilities relating to oversight of the compensation of our chief executive officer and our other executive officers, including reviewing and making recommendations to the board with respect to the compensation, plans, policies and programs for our chief executive officer and our other executive officers and administering our equity compensation plans for our executive officers and employees.

Our compensation committee annually reviews the compensation, plans, policies and programs for our chief executive officer and our other executive officers. In connection therewith, our compensation committee considers, among other things, each executive officer's performance in light of established individual and corporate goals and objectives and the recommendations of our chief executive officer. In particular, our compensation committee considers the recommendations of our chief executive officer when reviewing base salary and incentive performance compensation levels of our executive officers and when setting specific individual and corporate performance targets under our annual incentive bonus plan for our executive officers. Our chief executive officer has no input and is not present during voting or deliberations about his compensation. Our compensation committee may delegate its authority to a subcommittee, but it may not delegate any power or authority required by agreement, law, regulation or listing standard to be exercised by the compensation committee as a whole.

Summary Compensation Table

The following table provides information regarding the compensation of our chief executive officer, and our next most highly compensated executive officer during 2017, together referred to as our "named executive officers," for 2017 and 2016, as applicable.

(Amount in Dollars)

Name and Principal Position ⁽¹⁾	Year	Salary (\$) ⁽²⁾	Bonus (\$) ⁽²⁾	Stock Awards (\$) ⁽³⁾	All Other (\$) ⁽⁶⁾	Total (\$) ⁽⁹⁾
Patrick Soon-Shiong, M.D. FRCS (C), FACS ⁽⁴⁾	2017	—	—	—	—	—
Chairman and Chief Executive Officer	2016	—	—	—	—	—
Paul Holt	2017	360,500	153,213 ⁽¹⁰⁾	—	—	513,713
Chief Financial Officer	2016	360,433	98,056 ⁽⁵⁾	445,136	11,387 ⁽⁶⁾	915,012
Ron Louks ⁽⁷⁾						
Chief Operating Officer	2017	420,577	648,250 ⁽⁸⁾	2,238,058	38,113 ⁽⁹⁾	3,344,998

(1) The titles and capacities set forth in the table above are as of March 15, 2018.

(2) Salary and bonus figures represent amounts earned during each respective fiscal year, regardless of whether part or all of such amounts were paid in subsequent fiscal year(s).

(3) The amounts shown are total vested and unvested stock awards granted during the respective years at grant date fair value in accordance with Accounting Standards Codification 718, Compensation: Stock Compensation ("ASC 718"). The assumptions used to calculate the grant date fair value of option awards are set forth under Note 2 of the Notes to the Consolidated and Combined Financial Statements.

(4) We did not pay cash or any other compensation to Dr. Patrick Soon-Shiong during the years ended December 31, 2017 or December 31, 2016.

(5) Consists of the amount earned in 2016 and paid in 2017.

(6) The amounts consist of \$7,950 of matching contributions made by us pursuant to our 401(k) plan and \$3,437 of premiums paid by the Company for life insurance and disability insurance.

(7) Mr. Louks was not a Named Executive Officer prior to 2017. He joined the Company in January 2017.

(8) The bonus amount of Mr. Louks consists of \$475,000 sign-on bonus paid in 2017, and \$173,250 subject to approval.

(9) Consists of \$25,620 housing allowance and travel allowance of \$12,493 based on actual travel expenses.

(10) The bonus amount of Mr. Holt for the year 2017 is subject to approval.

Outstanding Equity Awards at Fiscal Year-End 2017

The following table provides information regarding equity awards held by our named executive officers as of December 31, 2017.

(Amount in Dollars)

Name	Date	Stock Awards	
		Number of shares or units of stock that have not vested (#)	Market value of shares of units of stock that have not vested (\$) ⁽¹⁾
Patrick Soon-Shiong, M.D. FRCS (C), FACS	—	—	—
Paul Holt	4/13/2015	42,622 ⁽²⁾⁽³⁾	129,997
	5/2/2016	11,924 ⁽²⁾⁽⁴⁾	36,368
Ron Louks	10/3/2017	100,000 ⁽⁵⁾⁽⁶⁾	305,000
	11/6/2017	375,588 ⁽⁵⁾⁽⁷⁾	1,145,543

(1) Market value of the unvested phantom units identified in this column is based on a closing price of \$3.05 per share of the Company's common stock as of December 31, 2017.

(2) Each phantom unit is the economic equivalent of one share of NantHealth, Inc. common stock.

(3) One-half (1/2) of the phantom units held vested on June 7, 2016, the date of the Company's IPO. Subject to the Mr. Holt's continuing service, the remaining phantom units shall vest in equal amounts each year on the anniversary date of the IPO over a four year period, such that the phantom units shall fully vest into shares of common stock on the fourth (4th) anniversary of the IPO date.

- (4) One-half (1/2) of the phantom units held vested on June 7, 2016, the date of the Company's IPO. Subject to Mr. Holt's continuing service, the remaining phantom units shall vest in equal amounts each year on the vesting commencement date of May 1, 2016, over a four year period, such that the phantom units shall fully vest into shares of common stock on May 1, 2020.
- (5) Each restricted stock unit ("RSU") is the economic equivalent of one share of NantHealth, Inc. common stock.
- (6) 40,000 RSUs vested on October 6, 2017, with the remaining 120,000 RSUs vesting monthly in equal amounts for months, beginning on November 6, 2017, subject to continued service. Upon vesting, the Company will withhold shares sufficient to satisfy tax withholding obligations; the issuer will then be responsible for remitting a cash payment for the related withholding taxes; and the Company will issue to Mr. Louks a net lower number of shares. In addition, upon vesting, the Company and Mr. Louks have agreed that the issuer will repurchase the remaining shares at the then current market value.
- (7) 25% of the RSUs vested on November 6, 2017, with the remaining 75% of the RSUs to vest annually in equal installments, beginning on May 1, 2018. Upon vesting, the Company will withhold shares sufficient to satisfy tax withholding obligations; the Company will then be responsible for remitting a cash payment for the related withholding taxes; and the Company will issue to Mr. Louks a net lower number of shares.

Executive Employment Agreements

Paul Holt. On March 16, 2015, we entered into an offer letter agreement with Mr. Holt pursuant to which he agreed to serve as our Chief Financial Officer, effective as of April 13, 2015. Mr. Holt's current base salary is \$360,500 and he is eligible to receive an annual performance bonus of up to 50% of his base salary and he is eligible to participate in any benefit programs that we make available to our senior executives. Mr. Holt's offer letter agreement is for no particular term and provides for "at will" employment, subject to certain severance provisions as described below.

In connection with Mr. Holt's commencement of employment, he was paid a sign-on bonus of \$50,000 in 2015. Also in connection with Mr. Holt's commencement of employment, we granted Mr. Holt 113,659 units under our Phantom Unit Plan (625,125 units per original agreement representing number of units pre reverse split). All of the units granted to Mr. Holt pursuant to the offer letter agreement will vest in full upon a "change of control" (as such term is defined in the Phantom Unit Plan). Upon the closing of our IPO, 50% of the units vested in full and the remaining 50% will vest over four (4) years in equal installments on each annual anniversary of the IPO. The units are otherwise be subject to the terms and conditions of the Phantom Unit Plan.

Mr. Holt's offer letter agreement provides that the Company would pay or reimburse Mr. Holt for all reasonable moving costs associated with Mr. Holt and his immediate family's relocation to the Los Angeles area, up to an aggregate amount of \$15,000, provided that such costs are incurred no later than one (1) year from the effective date of the offer letter agreement, and provided further that we will not be responsible for broker's fees, real estate transfer taxes or any other costs associated with Mr. Holt's relocation to the Los Angeles area. The offer letter also provided that we would also pay or reimburse Mr. Holt for the reasonable costs of his overnight accommodations in the Los Angeles area until September 30, 2016. If we terminate Mr. Holt's employment for cause or he voluntarily resigns without good reason, in each case within the one (1) year period after the effective date of the offer letter agreement, Mr. Holt shall be required to repay us for all relocation costs paid or reimbursed to him by the Company within thirty (30) days after his termination.

Pursuant to Mr. Holt's offer letter agreement, if we terminate the employment of Mr. Holt without cause or Mr. Holt resigns for good reason, in each case within the thirty-six (36) month period after the effective date of the offer letter agreement, and Mr. Holt executes a release of claims that becomes effective within sixty (60) days following his termination date, then we shall pay Mr. Holt a single cash payment equal to the greater of (a) 50% of his then-current annual base salary and (b) if he has been employed by us less than one (1) year, his monthly base salary multiplied by the difference of (i) twelve (12) months minus (ii) the number of whole months Mr. Holt has been employed by us, less all applicable withholdings.

Mr. Holt's offer letter agreement contains a non-solicitation provision, pursuant to which Mr. Holt has agreed not to interfere with us or our affiliates, or solicit our employees or interfere with our business relationships, for one (1) year after the termination of his employment.

Ron Louks . On and effective as of May 10, 2017, the board of directors of the Company appointed Ron Louks as the Company's Chief Operating Officer.

The material terms of Mr. Louks' employment are as follows:

Base Salary and Bonus . Mr. Louks received an initial annual base salary of \$375,000, and receives a current annual base salary of \$450,000. He is also eligible for an annual bonus with a target amount of 50% of his current base salary. Mr. Louks also received a sign-on bonus of \$475,000.

Equity Award. The board of directors approved equity awards during 2017 as set forth in the summary compensation table.

Other Benefits. Mr. Louks receives a monthly housing allowance of \$3,500 and a \$25,000 annual travel allowance, and will be eligible to participate in the benefit programs generally available to senior executives of the Company.

Mr. Louks may also perform services to affiliates of the Company under either the Shared Services Agreement between the Company and NantWorks, LLC or similar arrangements under which he would receive separate compensation, provided that such services do not interfere with his duties as Chief Operating Officer of the Company.

Merger or Change of Control

2016 Equity Incentive Plan

Our 2016 Plan provides that in the event of a merger or change in control, as defined under the 2016 Plan, each outstanding award will be treated as the administrator determines, except that if a successor corporation or its parent or subsidiary does not assume or substitute an equivalent award for any outstanding award, then such award will fully vest, all restrictions on the shares subject to such award will lapse, all performance goals or other vesting criteria applicable to the shares subject to such award will be deemed achieved at 100% of target levels and all of the shares subject to such award will become fully exercisable, if applicable, for a specified period prior to the transaction. The award will then terminate upon the expiration of the specified period of time.

Perquisites, Health, Welfare, and Retirement Benefits

Our named executive officers are eligible to participate in our employee benefit plans, including our medical, dental, vision, group life, disability and accidental death and dismemberment insurance plans, in each case on the same basis as all of our other employees. We provide a 401(k) savings plan to our employees, including our current named executive officers, as discussed in the section below entitled “401(k) Savings Plan.”

We generally do not provide perquisites or personal benefits to our named executive officers, except in limited circumstances and as noted in the Summary Compensation Table above. Our board of directors may elect to adopt qualified or non-qualified benefit plans in the future if it determines that doing so is in our best interests.

401(k) Savings Plan

We maintain a tax-qualified retirement plan that provides eligible employees, including named executive officers, with an opportunity to save for retirement on a tax advantaged basis. All participants' interests in their deferrals are 100% vested when contributed. Pre-tax and after-tax contributions are allocated to each participant's individual account and are then invested in selected investment alternatives according to the participant's directions. The Company, in its sole discretion, may make certain contributions to the plan. The 401(k) plan is intended to qualify under Sections 401(a) and 501(a) of the Internal Revenue Code. As a tax-qualified retirement plan, contributions to the 401(k) plan and earnings on those contributions are not taxable to the employees until distributed from the 401(k) plan, and all contributions, if any, are deductible by us when made.

Director Compensation

Beginning in the year ended December 31, 2016, we paid our non-employee directors \$50,000 a year for their service on our board of directors. Additionally, we paid our audit committee chair \$10,000 annually and our compensation committee chair \$5,000 annually.

From time to time, we grant stock options and restricted stock unit awards to our non-employee directors for their service on our board of directors. We also reimburse our directors for expenses associated with attending meetings of our board of directors and committees of our board of directors. Directors who are also our employees receive no additional compensation for their service as a director.

Our 2016 Equity Incentive Plan, or the 2016 Plan, provides that in the event of a merger or change in control, as defined in our 2016 Plan, each outstanding equity award granted under our 2016 Plan that is held by a non-employee director will fully vest, all restrictions on the shares subject to such award will lapse, and with respect to awards with performance-based vesting, all performance goals or other vesting criteria will be deemed achieved at 100% of target levels, and all of the shares subject to such award will become fully exercisable, if applicable.

Director Compensation Table

The following table sets forth information regarding compensation earned or paid to our non-employee directors during the year ended December 31, 2017. The following table excludes Dr. Patrick Soon-Shiong, our chief executive officer, who was also an employee during the year ended December 31, 2017. Dr. Soon-Shiong did not receive any additional compensation for his service as a member of our board of directors.

(Amount in Dollars)

Name	Fees Earned or Paid in		Total (\$)
	Cash (\$)	Stock Awards (\$) (1) (2)	
Michael S. Sitrick	55,000	172,443	227,443
Kirk K. Calhoun	50,000	172,443	222,443
Mark Burnett	50,000	—	50,000
Edward Miller (3)	12,500	—	12,500
Michael Blaszyk	60,000	172,443	232,443

- (1) The amounts shown are total vested and unvested stock awards granted during the respective years at grant date fair value in accordance with Accounting Standards Codification 718, Compensation: Stock Compensation (“ASC 718”). The assumptions used to calculate the grant date fair value of option awards are set forth under Note 2 of the Notes to the Consolidated and Combined Financial Statements.
- (2) As of December 31, 2017, our non-employee directors held vested outstanding equity awards as follows: Mr. Sitrick (25,434 restricted stock units and no options); Mr. Calhoun (25,434 restricted stock units and no options); Mr. Burnett (no restricted stock units and vested options to purchase 125,000 shares of the Company’s common stock); Dr. Miller (none); and Mr. Blaszyk (25,434 restricted stock units and no options).
- (3) Dr. Miller requested that the board not re-nominate him as a director in connection with our 2017 annual meeting of stockholders and ceased to be a member of the board of directors in June 2017.

See “Executive Compensation” for information about the compensation of directors who are also our employees.

Item 12. Security Ownership of Certain Beneficial Owners and Management and Related Stockholder Matters

Equity Compensation Plan Information

The following table summarizes information about our equity compensation plans as of December 31, 2017. All outstanding option awards relate to our common stock.

Plan Category	(a) Number of Securities to be Issued Upon Vesting of Equity Awards, Exercise of Outstanding Options, Warrants and Rights	(b) Weighted Average Exercise Price of Outstanding Options, Warrants and Rights	(c) Number of Securities Remaining Available for Future Issuance Under Equity Compensation Plans (Excluding Securities Reflected in Column (a))
Equity compensation plans approved by stockholders			
2016 Equity Incentive Plan	3,606,024	\$ 14.00	352,810
Phantom Units Plan (1)	1,292,785	—	—
Equity compensation plans not approved by stockholders	—	—	—
Total	4,898,809		352,810

- (1) Each grant of phantom units made to a participant under the Phantom Unit Plan vests over a defined service period, subject to completion of a liquidity event. The Company's IPO satisfied the liquidity event condition and the phantom units now entitle their holders to cash or non-cash payments in an amount equal to the number of vested units held by that participant multiplied by the fair market value of one share of the Company's common stock at the Company's option on the date each phantom unit vests. After the Company's IPO, the Company will no longer issue any units under the Phantom Unit Plan.

Security Ownership of Certain Beneficial Owners and Management

The following table sets forth the beneficial ownership of our common stock as of March 1, 2018 by:

- each person, or group of affiliated persons, who we know to beneficially own more than 5% of our common stock;
- each of our named executive officers;
- each of our directors; and
- all of our executive officers and directors as a group.

The percentage ownership information shown in the table is based on an aggregate of 108,579,229 shares of our common stock outstanding as of March 1, 2018.

We have determined beneficial ownership in accordance with the rules of the Securities and Exchange Commission. These rules generally attribute beneficial ownership of securities to persons who possess sole or shared voting power or investment power with respect to those securities. In addition, the rules include shares of common stock issuable pursuant to the exercise of stock options and warrants that are either immediately exercisable or exercisable on or before April 30, 2018, which is 60 days after March 1, 2018. These shares are deemed to be outstanding and beneficially owned by the person holding those options and warrants for the purpose of computing the percentage ownership of that person, but they are not treated as outstanding for the purpose of computing the percentage ownership of any other person. Unless otherwise indicated, the persons or entities identified in this table have sole voting and investment power with respect to all shares shown as beneficially owned by them, subject to applicable community property laws.

Unless otherwise noted below, the address of each of the individuals and entities named in the table below is c/o NantHealth, Inc., 9920 Jefferson Boulevard, Culver City, California 90232. Beneficial ownership representing less than 1% is denoted with an asterisk (*).

Name of Beneficial Owner	Number of Shares of Common Stock Beneficially Owned	Percentage of Common Stock Beneficially Owned
5% Stockholders:		
NantWorks, LLC (1)	70,113,411	64.6%
NHealth Holdings, Inc. and affiliates (2)	17,857,144	16.4%
Directors and Executive Officers:		
Patrick Soon-Shiong, M.D., FRCS (C), FACS (1)	70,113,411	64.6%
Paul Holt (3)	52,848	*
Ron Louks (4)	99,690	*
Michael S. Sitrick (5)	29,763	*
Kirk K. Calhoun (6)	29,763	*
Mark Burnett (7)	125,000	*
Michael Blaszyk (8)	29,763	*
All current directors and executive officers as a group (7 persons)	70,480,238	64.9%

* Represents beneficial ownership of less than one percent (1%) of the outstanding shares of our common stock.

- (1) Includes (i) 67,214,114 shares of our common stock held by NantWorks, LLC; and (ii) 2,899,297 shares of our common stock issuable held by NantOmics, LLC. NantWorks, LLC is the largest member of NantOmics, LLC, holding approximately 84% of the outstanding equity and approximately 99% of the outstanding voting equity. Our Chairman and Chief Executive Officer, Dr. Patrick Soon-Shiong, is the controlling member of NantWorks, LLC with voting and dispositive power over the shares of our common stock that are owned by NantWorks, LLC. The address of NantWorks, LLC is 9920 Jefferson Boulevard, Culver City, California 90232. Our Chairman and Chief Executive Officer, Dr. Patrick Soon-Shiong, indirectly owns all of the equity interests in NantWorks, LLC.
- (2) Based on a Schedule 13G filed with the SEC by individuals or entities affiliated with Kuwait Investment Authority, acting for and on behalf of the Government of the State of Kuwait on February 14, 2017. Consists of 7,142,859 shares held by NHealth Holdings, Inc. and 10,714,285 shares held by Kuwait Investment Office. The sole shareholder of NHealth Holdings, Inc. is the Kuwait Investment Authority, acting for and on behalf of the Government of the State of Kuwait, which holds of common stock. Kuwait Investment Office is the London Office of the Kuwait Investment Authority, acting for and on behalf of the Government of the State of Kuwait. The address of NHealth Holdings, Inc. is 1209 Orange Street, Wilmington, Delaware 19801; the address for the Kuwait Investment Authority is Ministries Complex, Block 3, Safat, Kuwait 13001; and the address for Kuwait Investment Office is 15 Carter Lane, London, United Kingdom, EC4V 5EY.
- (3) Consists of 52,848 shares of common stock.
- (4) Consists of 79,690 shares of common stock.
- (5) Consists of 25,434 shares of common stock and 4,239 shares issuable upon the vesting of restricted stock units that vest within 60 days of March 1, 2018.
- (6) Consists of 25,434 shares of common stock and 4,239 shares issuable upon the vesting of restricted stock units that vest within 60 days of March 1, 2018.
- (7) Consists of shares issuable upon the exercise of options that are exercisable within 60 days of March 1, 2018.
- (8) Consists of 25,434 shares of common stock and 4,239 shares issuable upon the vesting of restricted stock units that vest within 60 days of March 1, 2018.

Item 13. Certain Relationships and Related Transactions, and Director Independence

Related Person Transactions

The following is a summary of transactions since January 1, 2017 to which we have been a party in which the amount involved exceeded \$120 thousand and in which any of our executive officers, directors, promoters or beneficial holders of more than 5% of our capital stock had or will have a direct or indirect material interest, other than compensation arrangements which are described under the section of this Annual Report on Form 10-K titled "Executive Compensation."

LLC Agreement and Stockholder's Agreement

Prior to NantHealth's conversion from a limited liability company to a corporation, our directors and members entered into the LLC Agreement which governed our operations. Upon the consummation of the LLC Conversion, we converted into a corporation, and the LLC Agreement no longer governs our operations or the rights of our stockholders. Upon the consummation of the LLC Conversion, we entered into the Stockholders' Agreement with our stockholders as more fully described below.

Prior to the LLC Conversion, we created a board of directors to manage our business affairs. The LLC Agreement provided that the board of directors had the power and discretion to manage and control the business, property and affairs of our company, but that certain actions required the consent of certain of our members.

Under the LLC Agreement, we had units authorized, including Series A through H. Each equityholder holding Series A, B, D, E, F, G or H units had one vote for each unit held. Profits interests units awarded under the Profits Interests Plan took the form of Series C units of our company. Holders of our Series C units did not have the right to vote. The LLC Agreement also set forth the rights of and restrictions on unitholders, including certain rights of first refusal and preemptive and co-sale rights. In addition, the LLC Agreement placed certain transfer restrictions on our equityholders. The LLC Agreement also provided that, upon the LLC Conversion, the allocation of shares of our common stock among our pre-IPO equityholders was dependent upon the IPO price, based on the relative rights of our pre-IPO equityholders as set forth in our LLC Agreement. As a result, as part of the LLC Conversion, we set the actual allocation of shares among our pre-IPO equityholders. The LLC Agreement included indemnification provisions obligating Nant Health, LLC to indemnify its board of directors, officers, members, employees and agents.

Concurrently with the consummation of the LLC Conversion, the LLC Agreement was terminated, other than certain provisions relating to certain pre-termination tax matters and certain liabilities.

The Stockholders' Agreement contains certain anti-dilution rights, preemptive rights, board voting rights, approval rights, rights of first refusal, tag-along rights, drag-along rights, inspection rights and transfer restrictions for certain of our stockholders. Concurrently with the consummation of our IPO, these provisions were terminated, other than certain provisions relating to indemnification, confidentiality and retention by certain of our stockholders of individual intellectual property rights.

Director Indemnification

An entity controlled by Dr. Patrick Soon-Shiong has agreed to indemnify Mr. Burnett for any losses or liabilities incurred by Mr. Burnett in connection with his service on our board of directors, but only to the extent such losses or liabilities are not covered by our directors' and officers' insurance policies or our indemnification agreement with Mr. Burnett and only to the extent a court of competent jurisdiction has determined pursuant to a final order not subject to further appeal or stay that Mr. Burnett has breached his duty of loyalty to our company by reason of his service as a board member on other entities controlled by Dr. Patrick Soon-Shiong. The indemnification obligation will not apply to fraud, illegal acts or intentional misconduct of Mr. Burnett to the extent determined by a final order of a court of competent jurisdiction not subject to further appeal or a stay. Mr. Burnett has an understanding with Dr. Patrick Soon-Shiong that Mr. Burnett will be appointed as a director of, and receive equity in, other entities controlled by Dr. Patrick Soon-Shiong as mutually determined between them. Mr. Burnett currently serves as a director of NantBioScience, Inc.

Investment in NantOmics

Our Chairman and Chief Executive Officer and principal stockholder, Dr. Patrick Soon-Shiong, founded and has a controlling interest in NantOmics, which is a company that delivers molecular analysis capabilities with the intent of providing actionable intelligence and molecularly driven decision support for cancer patients and their providers at the point of care.

In 2015 we purchased a total of 169,074,539 Series A-2 units of NantOmics for an aggregate purchase price of \$250.8 million. 67,385,444 Series A-2 units were acquired on June 19, 2015, 101,078,167 Series A-2 units were acquired on June 30, 2015 and 610,928 Series A-2 units were acquired on September 8, 2015, for aggregate price of \$250.0 million in cash and marketable securities, and the remainder in exchange for NantOmics' subsidiary's purchase of NantHealth's equity interests in TRM, an entity owned 46% by California Capital Equity, LLC, or Cal Cap. The Series A-2 units do not have any voting rights and represent approximately 14.28% of NantOmics' issued and outstanding membership interests. NantOmics is majority owned by NantWorks and delivers molecular diagnostic capabilities with the intent of providing actionable intelligence and molecularly driven decision support for cancer patients and their providers at the point of care.

Amended Reseller Agreement with NantOmics

On June 19, 2015, we entered into a five and a half year exclusive Reseller Agreement with NantOmics, which was amended in May 2016, pursuant to which we have worldwide, exclusive rights to resell genomic sequencing, quantitative proteomic analysis and bioinformatics services made exclusively available from NantOmics to us, as well as related consulting and other professional services, to institutional customers (including insurers and self-insured healthcare providers) throughout the world. However, the Reseller Agreement excludes services provided for research or educational purposes, for consumer applications or for the development, evaluation, trial, analysis or regulatory approval of any pharmaceutical product or treatment. We will also have rights to use NantOmics' marketing materials and trademarks in connection with the marketing and resale of services, to distribute clinical reports to requisitioning physicians, and to use data we collect to perform certain activities, but NantOmics will own such materials, trademarks, reports and data. In exchange, we will pay NantOmics a per-service fee, equal to a percentage of a portion of the amount we bill for the NantOmics services, and we retain the remaining portion of the amount billed. As we pay NantOmics based on billings, we effectively bear the collection risk. On an aggregate basis, we must pay NantOmics annual aggregate minimums beginning in 2016 of \$2.0 million per year for each of the 2016 to 2020 calendar years. If the Reseller Agreement is renewed for one or more of the optional three (3) renewal terms described below, the annual minimum will be \$25.0 million per year for each of the 2021-2023 calendar years and \$50.0 million per year for each of the 2024-2029 calendar years. Under the agreement, we are responsible for various aspects of delivering our sequencing and molecular analysis solutions, including patient engagement and communications with providers such as providing interpretations of our GPS Cancer reports and resolving any disputes, ensuring customer satisfaction, and managing billing and collections. Among other diligence obligations, we are obligated to use commercially reasonable efforts to market and actively promote the services. The Reseller Agreement has an initial term through December 31, 2020. We have the option to renew the agreement (with exclusivity) for up to three (3) renewal terms, each lasting three (3) years, if we meet the volume thresholds below.

Term	Renewal Threshold
Initial Term	300,000 GPS Cancer tests completed between June 19, 2015 and June 30, 2020
First Exclusive Renewal Term	570,000 GPS Cancer tests completed between July 1, 2020 and June 30, 2023
Second Exclusive Renewal Term	760,000 GPS Cancer tests completed between July 1, 2023 and June 30, 2026

If we do not meet the applicable volume threshold during the initial term or the first or second exclusive renewal terms, we can renew for a single additional three (3) year term, but only on a non-exclusive basis. We have the right to terminate the agreement for convenience on six (6) months' prior written notice, and each party has the right to terminate the agreement in the event there is a material, uncured breach, insolvency, force majeure event or ineligibility for federal healthcare programming by the other party.

On September 20, 2016, we further amended the First Amended Reseller Agreement, or the Second Amended Reseller Agreement, which permits us to use vendors other than NantOmics to provide any or all of the services and clarifies we are responsible for order fulfillment and branding.

On December 18, 2017, we and NantOmics executed Amendment No.1 to the Second Amended Reseller Agreement to allow fee adjustments with respect to services completed by NantOmics between the amendment effective date of October 1, 2017 to June 30, 2018.

As of December 31, 2017 and 2016, we had \$0.4 million and \$2.0 million, respectively, of outstanding related party payables under the Reseller Agreement. During the year ended December 31, 2017, we paid \$8.6 million to NantOmics under the Reseller Agreement.

Agreements with NantWorks and its Affiliates

Our Chairman and Chief Executive Officer and principal stockholder, Dr. Patrick Soon-Shiong, founded and has a controlling interest in NantWorks, which is a collection of multiple companies in the healthcare and technology space and is our parent company.

In October 2012, we entered into a Shared Services Agreement with NantWorks, subject to which NantWorks provides for ongoing corporate, general and administrative and other support services in areas such as Chairman's office and public relations, legal and compliance, information technology and cloud services, human resources and administration management, sales and marketing, finance and risk management, facilities, procurement and travel, and corporate development and strategy. We are billed quarterly for such services at cost (without markup), but including reasonable allocations of employee benefits, facilities and other direct or fairly allocated indirect costs that relate to the employees providing the services.

We incurred \$5.2 million and \$8.9 million of expenses during the years ended December 31, 2017 and 2016, respectively, related to selling, general and administrative services provided to us by NantWorks and affiliates, net of services provided to NantWorks and affiliates. Additionally, we incurred \$0.2 million and \$0.4 million of expenses during the years ended December 31, 2017 and 2016, respectively, related to research and development services provided by NantWorks and its subsidiaries.

In May 2015, NantWorks contributed all right, title and interest in all of the outstanding equity interests of NantCloud Services to us for approximately \$7.2 million (which is the cost, without markup, that NantWorks paid for the assets and to run that business). Pursuant to this agreement, we have assumed all duties and liabilities of NantWorks related to NantCloud Services and its operations.

Agreements with Allscripts

In May 2015, we and Allscripts Healthcare, LLC, or Allscripts Healthcare, an affiliate of Allscripts, entered into a mutual license and reseller agreement, or the Mutual License and Reseller Agreement, which was subsequently amended and restated in June 2015, pursuant to which we each appointed the other as a non-exclusive marketer and reseller to eligible, approved customers of various products and services, including our DeviceConX, VitalxConX, HBox, Device Escort and Eviti Advisor products and services and Allscripts Healthcare's FollowMyHealth, Care Director, EPSi and dbMotion products and services. In addition, we and Allscripts Healthcare each designated the other as a preferred partner-i.e., subject to certain exceptions and limitations, our DeviceConX family of products and services are the exclusive medical device integration products and services that may be marketed and sold by Allscripts Healthcare, and Allscripts Healthcare's scheduled products and services are the exclusive products and services of the same required functionality that may be marketed and sold by us. Each party retained ownership of any data generated and collected in connection with its respective products, though each party granted the other a non-exclusive, fully paid-up license to use its data, as well as to use its trademarks, marketing materials and product documentation in connection with the marketing and resale of products and services. The agreement had an initial term of five (5) years and renews automatically for successive one (1) year periods, unless terminated by us or Allscripts Healthcare. Each party had the right to terminate the agreement in the event the other party committed a material, uncured breach, is declared insolvent, suffers a prolonged force majeure event, becomes ineligible for federal healthcare programming or undergoes a change-in-control involving such party's competitor. For the year ended December 31, 2017, we made \$0.1 million in payments to Allscripts under the Mutual License and Reseller Agreement and Allscripts ordered various of our solutions with total fees of \$0.2 million under the Mutual License and Reseller Agreement.

On August 3, 2017, we entered into an asset purchase agreement, which we refer to as the "APA," with Allscripts Healthcare Solutions, Inc., or Allscripts, pursuant to which we agreed to sell to Allscripts substantially all of the assets of our provider/patient engagement solutions business, including our FusionFX solution and components of its NantOS software connectivity solutions (the "Business"). On August 25, 2017, we and Allscripts completed the sale pursuant to the APA.

Allscripts conveyed to us 15,000,000 shares of our common stock at par value of \$0.0001 per share that were previously owned by Allscripts as consideration for the transaction. We retired the shares of stock. Allscripts also paid \$1.7 million of cash consideration to us as an estimated working capital payment, and we recorded a receivable of \$1.0 million related to final working capital adjustments. We are also responsible for paying Allscripts for fulfilling certain customer service obligations of the business post-closing.

Concurrent with the closing, we and Allscripts modified the amended and restated mutual license and reseller agreement dated June 26, 2015, as amended, such that, among other things, we committed to deliver a minimum of \$95,000 of total bookings over a ten year period ("Bookings Commitment") from referral transactions and sales of certain Allscripts products under this agreement. In the event of a Bookings Commitment shortfall at the end of the ten year period, we will be obligated to pay 70% of the shortfall, subject to certain credits (See Note 3 of the Consolidated and Combined Financial Statements). We would earn 30% commission from Allscripts on each referral that results in an order placed with Allscripts. The Company accounts for the Bookings Commitment at its estimated fair value over the life of the agreement and, as of December 31, 2017, the estimated fair value was not material.

The sale of the Business qualified as a discontinued operations because it comprised operations and cash flows that could be distinguished, operationally and for financial reporting purposes, from the rest of the Company. The disposal of the Business represented a strategic shift in the Company's operations as the sale enables the Company to focus on genomic sequencing, clinical decision support, connected care and payer engagement.

The consummation of the transactions contemplated by the APA is reflected in the Consolidated and Combined Financial Statements.

Related Party Promissory Notes

In January 2016, we executed a note with Nant Capital LLC, or the NantCapital Note, a personal investment vehicle for Dr. Patrick Soon-Shiong. The total advances made by Nant Capital, LLC, or NantCapital, to us pursuant to this note amounted to approximately \$112.7 million. The note bears interest at a per annum rate of 5.0% compounded annually and computed on the basis of the actual number of days in the year. The unpaid principal and any accrued and unpaid interest on the NantCapital Note was due and payable on demand. NantCapital has the option, but not the obligation, to require us to repay any such amount in cash, Series A-2 units of NantOmics held by us (based on a per unit price of \$1.484), shares of our common stock (with each share valued at \$18.61255), or any combination of the foregoing at the sole discretion of NantCapital. In May 2016, the NantCapital Note was amended and restated to provide that all outstanding principal and accrued and unpaid interest was due and payable on June 30, 2021, and not on demand.

On December 15, 2016, in connection with the offering of the convertible notes, we entered into a Second Amended and Restated Promissory Note which amends and restates the NantCapital Note, to, among other things, extend the maturity date of the NantCapital Note to June 30, 2022 and to subordinate the NantCapital Note in right of payment to the convertible notes. No other terms of the promissory note were changed. As of December 31, 2017, the total principal and interest outstanding on the note amounted to \$124.2 million. We can request additional advances subject to NantCapital's approval.

On January 22, 2016, we executed a demand promissory note in favor of NantOmics. The principal amount of the initial advance totaled \$20.0 million. On March 8, 2016, NantOmics made a second advance to us for \$20.0 million. Prior to converting into shares of our common stock as described below, the note bore interest at a per annum rate of 5.0%. In May and June of 2016, we executed amendments to the demand promissory note with NantOmics, which provided that all unpaid principal of each advance owed to NantOmics and any accrued and unpaid interest would convert automatically into shares of our common stock after pricing of our IPO and immediately after our conversion from a limited liability company to a corporation. On June 1, 2016, approximately \$40.6 million of principal and accrued interest under the promissory note with NantOmics was converted into 2,899,297 shares of our common stock in connection with our IPO. We can request additional advances subject to NantOmics' approval, and as of December 31, 2017, there was no outstanding balance on the promissory note.

Cambridge Purchase Agreement

On December 15, 2016, we entered into a purchase agreement, or the Cambridge Purchase Agreement, with Cambridge Equities, L.P., an entity affiliated with our Chairman and CEO Dr. Patrick Soon-Shiong, or Cambridge, to issue and sell \$10.0 million in aggregate principal amount of Senior Convertible Notes in a private placement pursuant to an exemption from the registration requirements of the Securities Act afforded by Section 4(a)(2) of the Securities Act. The Cambridge Purchase Agreement includes customary representations, warranties and covenants by us and customary closing conditions. As of December 31, 2017, the total principal and interest outstanding on the note amounted to \$7.9 million.

Related Party Transactions Policy

In connection with our IPO, we adopted a written Related Party Transactions Policy that sets forth our policies and procedures regarding the identification, review, consideration, approval and oversight of "related person transactions."

For purposes of our policy only, a "related party transaction" is a past, present or future transaction, arrangement or relationship (or any series of similar transactions, arrangements or relationships) in which we and any "related person" are participants, the amount involved exceeds \$120 thousand and a related person has a direct or indirect material interest. Various transactions are not covered by this policy, including transactions involving compensation for services provided to us as an employee, director, consultant or similar capacity by a related person, equity and debt financing transactions with a related person that are approved by our audit committee, and other transactions not otherwise required to be disclosed under Item 404 of Regulation S-K. A "related person," as determined since the beginning of our last fiscal year, is any executive officer, director or nominee to become director, a holder of more than 5% of our common stock, including any immediate family members of such persons. Any related person transaction may only be consummated if approved by our audit committee in accordance with the policy guidelines set forth below.

Under the policy, where a transaction has been identified as a related person transaction, management must present information regarding the proposed related party transaction to our audit committee for review and approval during its first regularly scheduled committee meeting. In considering related person transactions, our audit committee takes into account the relevant available facts and circumstances including, but not limited to whether the terms of such transaction are no less favorable than terms generally available to an unaffiliated third-party under the same or similar circumstances and the extent of the related person's interest in the transaction. In the event a director has an interest in the proposed transaction, the director must recuse himself or herself from the deliberations and approval process.

Director Independence

To be considered independent for purposes of Rule 10A-3 and under the rules of NASDAQ, a member of an audit committee of a listed company may not, other than in his or her capacity as a member of the audit committee, board of directors, or any other board committee: (1) accept, directly or indirectly, any consulting, advisory, or other compensatory fee from the listed company or any of its subsidiaries; or (2) be an affiliated person of the listed company or any of its subsidiaries.

Certain exemptions are available to us under the rules of NASDAQ and under Rule 10A-3 that allow companies a phase-in period for complying with committee independence requirements after an initial public offering. Under these exemptions, companies are permitted to phase in compliance with these rules and regulations as follows: (1) one member must satisfy the requirement at the time of listing; (2) a majority of members must satisfy the requirement within 90 days of listing; and (3) all members must satisfy the requirement within one year of listing. We have availed ourselves of these exemptions as they relate to our audit committee.

Our board of directors undertook a review of the independence of our directors and considered whether any director has a material relationship with us that could compromise his or her ability to exercise independent judgment in carrying out his or her responsibilities. Based upon information requested from and provided by each director concerning his background, employment and affiliations, including family relationships, our board of directors has determined that each of Mr. Sitrick, Mr. Calhoun, Mr. Burnett and Mr. Blaszyk, representing four of our five directors, is “independent” as that term is defined under the rules of NASDAQ.

In making these determinations, our board of directors considered the current and prior relationships that each non-employee director has with our company and all other facts and circumstances our board of directors deemed relevant in determining their independence, including consulting relationships, family relationships, the beneficial ownership of our capital stock by each non-employee director, and the transactions, if any, involving each non-employee director described in the section titled “*Certain Relationships and Related Party Transactions*.”

Item 14. Principal Accounting Fees and Services

Fees Paid to the Independent Registered Public Accounting Firm

The following table represents aggregate fees for services provided to us in the fiscal years ended December 31, 2017 and 2016 by Ernst & Young LLP, our principal accountant. Following the creation of our audit committee in 2016, all fees were pre-approved by the audit committee:

(Amount in Dollars)	2017	2016
Audit Fees (1)	\$ 3,215,808	\$ 5,403,148
Audit-Related Fees	—	—
Tax Fees (2)	280,512	305,404
All Other Fees	—	—
	<u>\$ 3,496,320</u>	<u>\$ 5,708,552</u>

- (1) “Audit Fees” consist of fees billed for professional services rendered in connection with the audit of our annual financial statements, review of our quarterly financial statements, and services that are normally provided by Ernst & Young, LLP in connection with statutory and regulatory filings or engagements for those fiscal years. Fees for 2016 also included fees billed for professional services rendered in connection with our Form S-1 and Form S-8 registration statements related to our initial public offering, or the IPO, of common stock and our December 2016 convertible notes offering of \$2,654,425.
- (2) “Tax Fees” consist of fees billed for professional services rendered by Ernst & Young, LLP for various permissible tax compliance and tax advisory services.

Pre-Approval Policy

Our audit committee’s policy is to pre-approve all audit and permissible non-audit services provided by the independent accountants. These services may include audit services, audit-related services, tax services and other services. Our audit committee generally pre-approves particular services or categories of services on a case-by-case basis. The independent registered public accounting firm and management are required to periodically report to our audit committee regarding the extent of services provided by the independent registered public accounting firm in accordance with these pre-approvals, and the fees for the services performed to date. Following the creation of our audit committee in 2016, all of the services of Ernst & Young for services described above were pre-approved by our audit committee.

PART IV

Item 15. Exhibits, Financial Statement Schedules

(a) The consolidated financial statements schedules and exhibits filed as part of this Annual Report on Form 10-K are as follows:

(1) Consolidated financial statements

Reference is made to the consolidated financial statements identified in the “Index to Financial Statements” under Part II, Item 8 of this Annual Report.

(2) Financial Statement Schedules

All other schedules not listed above have been omitted because the information required to be set forth therein is not applicable or is otherwise in the consolidated financial statements or notes thereto.

(3) Exhibits

The documents listed in the Exhibit Index of this Annual Report are incorporated by reference or are filed with this Annual Report, in each case as indicated therein (numbered in accordance with Item 601 of Regulation S-K).

Exhibits Index

The exhibits listed in the accompanying index to exhibits are filed as part of, or incorporated by reference into, this Annual Report on Form 10-K.

Number	Exhibit Title	Incorporated by Reference				Filed Herewith
		Form	File No.	Exhibit	Filing Date	
3.1	Amended and Restated Certificate of Incorporation.	10-Q	001-37792	3.1	August 15, 2016	
3.2	Amended and Restated Bylaws.	10-Q	001-37792	3.2	August 15, 2016	
10.1.1+	Second Amended and Restated NantOmics Exclusive Reseller Agreement, dated as of September 20, 2016, by and between the Registrant and NantOmics, LLC.	10-Q	001-37792	10.1	November 10, 2016	
10.1.2+	Amended and Restated NantOmics Exclusive Reseller Agreement, dated as of May 9, 2016, by and between the Registrant and NantOmics, LLC.	S-1/A	333-211196	10.1	June 1, 2016	
10.2+	NantHealth License Agreement, dated June 19, 2015, by and between the Registrant and NantOmics, LLC, as amended.	S-1/A	333-211196	10.2	June 1, 2016	
10.3#	2016 Equity Incentive Plan and form of agreement thereunder.	S-1	333-211196	10.12	May 6, 2016	
10.4#	2016 Executive Incentive Compensation Plan.	S-1	333-211196	10.13	May 6, 2016	
10.5	Amended and Restated Promissory Note, between Registrant and NantCapital LLC, dated May 9, 2016.	S-1/A	333-211196	10.18	May 11, 2016	
10.6	Amended and Restated Promissory Note, between Registrant and NantOmics, LLC, dated May 23, 2016.	S-1/A	333-211196	10.19	May 24, 2016	
10.7	Side Letter Agreement, between Registrant and NantWorks, LLC, dated May 22, 2016.	S-1/A	333-211196	10.21	May 23, 2016	
10.8	Indenture, dated December 21, 2016, between NantHealth, Inc. and U.S. Bank National Association.	8-K	001-37792	10.2	December 21, 2016	
10.9	Form of 5.50% Convertible Senior Note due 2021 (included in Exhibit 4.1).	8-K	001-37792	4.1	December 21, 2016	
10.10	Purchase Agreement, dated December 15, 2016, by and among NantHealth, Inc. and J.P. Morgan Securities LLC and Jefferies LLC, as representative of the initial purchasers named therein.	8-K	001-37792	10.1	December 21, 2016	
10.11	Purchase Agreement, dated December 15, 2016, by and between NantHealth, Inc. and Cambridge Equities, L.P..	8-K	001-37792	10.2	December 21, 2016	
10.12	Second Amended and Restated Promissory Note, dated December 15, 2016, by and between NantHealth, Inc. and Nant Capital LLC.	8-K	001-37792	10.3	December 21, 2016	
10.13	Asset Purchase Agreement dated as of August 3, 2017, between Allscripts Healthcare Solutions, Inc. and NantHealth Inc.	8-K	001-37792	2.1	August 31, 2017	
10.14+	Amendment No.1 to Second Amended and Restated Reseller Agreement, dated December 18, 2017, by and between NantHealth, Inc. and NantOmics, LLC.					X
21.1	Subsidiaries					X

Number	Exhibit Title	Incorporated by Reference			Filing Date	Filed Herewith
		Form	File No.	Exhibit		
23.1	Consent of Ernst & Young LLP					X
23.2	Consent Mayer Hoffman McCann, P.C.					X
24.1	Power of Attorney (Contained on Signature Page to this Annual Report on Form 10-K).					X
31.1	Certification of Principal Executive Officer required by Rule 13a-14(a) or Rule 15d-14(a) of the Securities Exchange Act of 1934, as adopted pursuant to Section 302 of the Sarbanes-Oxley Act of 2002.					X
31.2	Certification of Principal Financial Officer required by Rule 13a-14(a) or Rule 15d-14(a) of the Securities Exchange Act of 1934, as adopted pursuant to Section 302 of the Sarbanes-Oxley Act of 2002.					X
32.1 *	Certification of Chief Executive Officer pursuant to 18 U.S.C. Section 1350, as adopted pursuant to Section 906 of the Sarbanes-Oxley Act of 2002.					X
32.2 *	Certification of Chief Financial Officer pursuant to 18 U.S.C. Section 1350, as adopted pursuant to Section 906 of the Sarbanes-Oxley Act of 2002.					X
101.INS**	XBRL Instance Document.					X
101.SCH**	XBRL Taxonomy Extension Schema Document.					X
101.CAL**	XBRL Taxonomy Extension Calculation Linkbase Document.					X
101.DEF**	XBRL Taxonomy Extension Definition Linkbase Document.					X
101.LAB**	XBRL Taxonomy Extension Label Linkbase Document.					X
101.PRE**	XBRL Taxonomy Extension Presentation Linkbase Document.					X

Represents a management contract or compensatory plan.

+ Confidential treatment requested with respect to certain portions of this exhibit. Omitted portions filed separately with the Securities and Exchange Commission.

* As contemplated by SEC Release No. 33-8212, these exhibits are furnished with this Annual Report on Form 10-K and are not deemed filed with the Securities and Exchange Commission and are not incorporated by reference in any filing of NantHealth, Inc. under the Securities Act of 1933, as amended, or the Securities Exchange Act of 1934, as amended, whether made before or after the date hereof and irrespective of any general incorporation language contained in such filings.

** XBRL (eXtensible Business Reporting Language) information is furnished and not filed or a part of a registration statement or prospectus for purposes of sections 11 or 12 of the Securities Act of 1933, as amended, is deemed not filed for purposes of section 18 of the Securities Exchange Act of 1934, as amended, and is otherwise not subject to liability under these sections.

SIGNATURES

Pursuant to the requirements of Section 13 or 15(d) of the Securities Exchange Act of 1934, as amended, the Registrant has duly caused this Annual Report on Form 10-K to be signed on its behalf by the undersigned, thereunto duly authorized.

NantHealth, Inc.

Date: March 16, 2018

By: /s/ Patrick Soon-Shiong
Name: Patrick Soon-Shiong
Its: Chairman, Chief Executive Officer and Director
(Principal Executive Officer)

By: /s/ Paul Holt
Name: Paul Holt
Its: Chief Financial Officer
(Principal Financial and Accounting Officer)

POWER OF ATTORNEY

Each person whose signature appears below constitutes and appoints Patrick Soon-Shiong and Paul Holt, and each of them, as his or her true and lawful attorney-in-fact and agent, with full power of substitution and resubstitution, for him or her and in his or her name, place and stead, in any and all capacities, to sign any and all amendments to this Annual Report on Form 10-K, and to file the same, with all exhibits thereto, and other documents in connection therewith, with the Securities and Exchange Commission, granting unto said attorneys-in-fact and agents, and each of them, full power and authority to do and perform each and every act and thing requisite and necessary to be done in connection therewith, as fully to all intents and purposes as he or she might or could do in person, hereby ratifying and confirming all that said attorneys-in-fact and agents, or any of them, or their or his substitutes, may lawfully do or cause to be done by virtue thereof.

Pursuant to the requirements of the Securities Exchange Act of 1934, as amended, this Annual Report on Form 10-K has been signed below by the following persons on behalf of the Registrant in the capacities and on the dates indicated.

Signature	Title	Date
<u>/s/ Patrick Soon-Shiong</u> Patrick Soon-Shiong	Chairman, Chief Executive Officer and Director (Principal Executive Officer)	March 16, 2018
<u>/s/ Paul Holt</u> Paul Holt	Chief Financial Officer (Principal Financial and Accounting Officer)	March 16, 2018
<u>/s/ Michael S. Sitrick</u> Michael S. Sitrick	Director	March 16, 2018
<u>/s/ Kirk K. Calhoun</u> Kirk K. Calhoun	Director	March 16, 2018
<u>/s/ Mark Burnett</u> Mark Burnett	Director	March 16, 2018
<u>/s/ Michael Blaszyk</u> Michael Blaszyk	Director	March 16, 2018

CONFIDENTIAL TREATMENT REQUESTED

CONFIDENTIAL PORTIONS OF THIS DOCUMENT HAVE BEEN REDACTED AND HAVE BEEN SEPARATELY FILED WITH THE SECURITIES AND EXCHANGE COMMISSION. INFORMATION THAT WAS OMITTED IN THE EDGAR VERSION HAS BEEN NOTED IN THIS DOCUMENT WITH A PLACEHOLDER IDENTIFIED BY THE MARK “[***]”.

**AMENDMENT NO. 1
TO SECOND AMENDED AND RESTATED NANTOMICS EXCLUSIVE RESELLER AGREEMENT**

This Amendment No. 1 (the “**Amendment**”) is made as of the date of the last signature below and shall be effective as of October 1, 2017 (the “**Amendment Effective Date**”), by and between NantHealth, Inc. (“**NantHealth**”) and NantOmics, LLC (“**NantOmics**”).

RECITALS

Whereas, NantHealth and NantOmics are parties to that certain Second Amended and Restated NantOmics Exclusive Reseller Agreement, effective as of June 19, 2015 (the “**Agreement**”);

Whereas, NantHealth and NantOmics wish to amend and clarify certain terms of the Agreement.

Now, Therefore, the parties hereto, for good and valuable consideration, the receipt and sufficiency of which are hereby acknowledged, intending to be legally bound, agree as follows:

AGREEMENT

The Agreement is hereby amended as follows:

1. In Section 3.1 of the Agreement (Revenue Share):
 - a. With respect to Omics Services completed between the Amendment Effective Date and June 30, 2018 (the “**Fee Adjustment Period**”): (i) the “Fee Floor” shall be [***] (instead of [***]) and (ii) the reference to “[***]” in the table in Section 3.1 shall be deemed to be “[***]”.
 - b. In the last paragraph of Section 3.1, the phrase “if NantHealth bills” is hereby replaced with “if NantHealth bills following the Fee Adjustment Period”.
2. Except as set forth in this Amendment, the Agreement is unaffected and shall continue in full force and effect in accordance with its terms. Except as otherwise modified or defined herein, all capitalized terms in this Amendment have the same meanings as set forth in the Agreement. If there is conflict between this amendment and the Agreement or any earlier amendment, the terms of this Amendment will prevail.

[***] Certain information in this document has been omitted and filed separately with the Securities and Exchange Commission. Confidential treatment has been requested with respect to the omitted portions.

IN WITNESS HEREOF, the parties have agreed and fully executed this Amendment.

NantHealth, Inc.

NantOmics, LLC

By: /s/ Paul Holt

By: /s/ Charles Kim

Name: Paul Holt

Name: Charles Kim

Title: CFO

Title: eVP

Date: 12/18/2017

Date: 12/18/2017

[***] Certain information in this document has been omitted and filed separately with the Securities and Exchange Commission. Confidential treatment has been requested with respect to the omitted portions.

NantHealth, Inc.**Subsidiaries**

<u>Name of Subsidiary</u>	<u>Jurisdiction of Organization</u>
NaviNet, Inc.	Delaware
NaviNet Limited	United Kingdom
Assisteo Holding, Inc.	Delaware
AZ Home Health, LLC	Delaware
NantHealth Singapore Pte Ltd	Singapore
New Nant Health Canada, Inc.	Canada

Note : Subsidiary companies excluded from the above listing, if considered in the aggregate, would not constitute a significant subsidiary.

Consent of Independent Registered Public Accounting Firm

We consent to the incorporation by reference in the Registration Statement (Form S-8 No. 333-211886) pertaining to the 2016 Equity Incentive Plan and Phantom Unit Plan of NantHealth, Inc. of our report dated March 16, 2018 , with respect to the consolidated financial statements of NantHealth, Inc., included in this Annual Report (Form 10-K) for the year ended December 31, 2017 .

/s/ Ernst & Young LLP

Los Angeles, California

March 16, 2018

Consent of Independent Auditors

We consent to the incorporation by reference in this Registration Statement of NantHealth, Inc. on its Form S-8 No. 333-211886 dated March 16, 2018 of our report dated March 16, 2018 with respect to the consolidated and combined financial statements of NantOmics, LLC and subsidiaries, which comprise the consolidated balance sheets as of December 31, 2017 and 2016, and the related consolidated and combined statements of operations and comprehensive loss, changes in members' equity, and cash flows for the years ended December 31, 2017, 2016 and 2015, and the related notes to the consolidated and combined financial statements.

/s/ Mayer Hoffman McCann, P.C.

Los Angeles, California

March 16, 2018

POWER OF ATTORNEY

Each person whose signature appears below constitutes and appoints Patrick Soon-Shiong and Paul Holt, and each of them, as his or her true and lawful attorney-in-fact and agent, with full power of substitution and resubstitution, for him or her and in his or her name, place and stead, in any and all capacities, to sign any and all amendments to this Annual Report on Form 10-K, and to file the same, with all exhibits thereto, and other documents in connection therewith, with the Securities and Exchange Commission, granting unto said attorneys-in-fact and agents, and each of them, full power and authority to do and perform each and every act and thing requisite and necessary to be done in connection therewith, as fully to all intents and purposes as he or she might or could do in person, hereby ratifying and confirming all that said attorneys-in-fact and agents, or any of them, or their or his substitutes, may lawfully do or cause to be done by virtue thereof.

Pursuant to the requirements of the Securities Exchange Act of 1934, as amended, this Annual Report on Form 10-K has been signed below by the following persons on behalf of the Registrant in the capacities and on the dates indicated.

Signature	Title	Date
<u>/s/ Patrick Soon-Shiong</u> Patrick Soon-Shiong	Chairman, Chief Executive Officer and Director (Principal Executive Officer)	March 16, 2018
<u>/s/ Paul Holt</u> Paul Holt	Chief Financial Officer (Principal Financial and Accounting Officer)	March 16, 2018
<u>/s/ Michael S. Sitrick</u> Michael S. Sitrick	Director	March 16, 2018
<u>/s/ Kirk K. Calhoun</u> Kirk K. Calhoun	Director	March 16, 2018
<u>/s/ Mark Burnett</u> Mark Burnett	Director	March 16, 2018
<u>/s/ Michael Blaszyk</u> Michael Blaszyk	Director	March 16, 2018

**CERTIFICATION OF CHIEF EXECUTIVE OFFICER
PURSUANT TO SECTION 302 OF THE SARBANES-OXLEY ACT OF 2002**

I, Patrick Soon-Shiong, certify that:

1. I have reviewed this Annual Report on Form 10-K of NantHealth, Inc.;
2. Based on my knowledge, this report does not contain any untrue statement of a material fact or omit to state a material fact necessary to make the statements made, in light of the circumstances under which such statements were made, not misleading with respect to the period covered by this report;
3. Based on my knowledge, the financial statements, and other financial information included in this report, fairly present in all material respects the financial condition, results of operations and cash flows of the registrant as of, and for, the periods presented in this report;
4. The registrant's other certifying officer and I are responsible for establishing and maintaining disclosure controls and procedures (as defined in Exchange Act Rules 13a-15(e) and 15d-15(e)) and internal control over financial reporting (as defined in Exchange Act Rules 13a-15(f) and 15d-15(f)) for the registrant and have:
 - (a) Designed such disclosure controls and procedures, or caused such disclosure controls and procedures to be designed under our supervision, to ensure that material information relating to the registrant, including its consolidated subsidiaries, is made known to us by others within those entities, particularly during the period in which this report is being prepared;
 - (b) Designed such internal control over financial reporting, or caused such internal control over financial reporting to be designed under our supervision, to provide reasonable assurance regarding the reliability of financial reporting and the preparation of financial statements for external purposes in accordance with generally accepted accounting principles;
 - (c) Evaluated the effectiveness of the registrant's disclosure controls and procedures and presented in this report our conclusions about the effectiveness of the disclosure controls and procedures, as of the end of the period covered by this report based on such evaluation; and
 - (d) Disclosed in this report any change in the registrant's internal control over financial reporting that occurred during the registrant's most recent fiscal quarter (the registrant's fourth fiscal quarter in the case of an annual report) that has materially affected, or is reasonably likely to materially affect, the registrant's internal control over financial reporting; and
5. The registrant's other certifying officer and I have disclosed, based on our most recent evaluation of internal control over financial reporting, to the registrant's auditors and the audit committee of the registrant's board of directors (or persons performing the equivalent functions):
 - (a) All significant deficiencies and material weaknesses in the design or operation of internal control over financial reporting which are reasonably likely to adversely affect the registrant's ability to record, process, summarize and report financial information; and
 - (b) Any fraud, whether or not material, that involves management or other employees who have a significant role in the registrant's internal control over financial reporting.

Date: March 16, 2018

By: /s/ Patrick Soon-Shiong

Dr. Patrick Soon-Shiong
Chairman, Chief Executive Officer and Director
(Principal Executive Officer)

**CERTIFICATION OF CHIEF FINANCIAL OFFICER
PURSUANT TO SECTION 302 OF THE SARBANES-OXLEY ACT OF 2002**

I, Paul Holt, certify that:

1. I have reviewed this Annual Report on Form 10-K of NantHealth, Inc.;
2. Based on my knowledge, this report does not contain any untrue statement of a material fact or omit to state a material fact necessary to make the statements made, in light of the circumstances under which such statements were made, not misleading with respect to the period covered by this report;
3. Based on my knowledge, the financial statements, and other financial information included in this report, fairly present in all material respects the financial condition, results of operations and cash flows of the registrant as of, and for, the periods presented in this report;
4. The registrant's other certifying officer and I are responsible for establishing and maintaining disclosure controls and procedures (as defined in Exchange Act Rules 13a-15(e) and 15d-15(e)) and internal control over financial reporting (as defined in Exchange Act Rules 13a-15(f) and 15d-15(f)) for the registrant and have:
 - (a) Designed such disclosure controls and procedures, or caused such disclosure controls and procedures to be designed under our supervision, to ensure that material information relating to the registrant, including its consolidated subsidiaries, is made known to us by others within those entities, particularly during the period in which this report is being prepared;
 - (b) Designed such internal control over financial reporting, or caused such internal control over financial reporting to be designed under our supervision, to provide reasonable assurance regarding the reliability of financial reporting and the preparation of financial statements for external purposes in accordance with generally accepted accounting principles;
 - (c) Evaluated the effectiveness of the registrant's disclosure controls and procedures and presented in this report our conclusions about the effectiveness of the disclosure controls and procedures, as of the end of the period covered by this report based on such evaluation; and
 - (d) Disclosed in this report any change in the registrant's internal control over financial reporting that occurred during the registrant's most recent fiscal quarter (the registrant's fourth fiscal quarter in the case of an annual report) that has materially affected, or is reasonably likely to materially affect, the registrant's internal control over financial reporting; and
5. The registrant's other certifying officer and I have disclosed, based on our most recent evaluation of internal control over financial reporting, to the registrant's auditors and the audit committee of the registrant's board of directors (or persons performing the equivalent functions):
 - (a) All significant deficiencies and material weaknesses in the design or operation of internal control over financial reporting which are reasonably likely to adversely affect the registrant's ability to record, process, summarize and report financial information; and
 - (b) Any fraud, whether or not material, that involves management or other employees who have a significant role in the registrant's internal control over financial reporting.

Date: March 16, 2018

By: /s/ Paul Holt

Paul Holt

Chief Financial Officer

(Principal Financial and Accounting Officer)

**CERTIFICATION OF CHIEF EXECUTIVE OFFICER
PURSUANT TO 18 U.S.C. SECTION 1350,
AS ADOPTED PURSUANT TO SECTION 906 OF THE SARBANES-OXLEY ACT OF 2002**

Pursuant to the requirement set forth in Rule 13a-14(b) of the Securities Exchange Act of 1934, as amended (the "Exchange Act"), and Section 1350 of Chapter 63 of Title 18 of the United States Code (18 U.S.C. §1350), I, Patrick Soon-Shiong, hereby certify that, to my knowledge:

- (i) the Company's Annual Report on Form 10-K for the year ended December 31, 2017 to which this Certification is attached as Exhibit 32.1 (the "Report") fully complies with the requirements of section 13(a) or 15(d) of the Exchange Act, and
- (ii) that the information contained in the Report fairly presents, in all material respects, the financial condition and results of operations of NantHealth, Inc.

Date: March 16, 2018

By: /s/ Patrick Soon-Shiong

Dr. Patrick Soon-Shiong

Chairman, Chief Executive Officer and Director

(Principal Executive Officer)

This certification accompanies the Annual Report on Form 10-K to which it relates, is not deemed filed with the Securities and Exchange Commission and is not to be incorporated by reference into any filing of NantHealth, Inc. under the Securities Act of 1933, as amended, or the Exchange Act (whether made before or after the date of the Form 10-K), irrespective of any general incorporation language contained in such filing.

**CERTIFICATION OF CHIEF FINANCIAL OFFICER
PURSUANT TO 18 U.S.C. SECTION 1350,
AS ADOPTED PURSUANT TO SECTION 906 OF THE SARBANES-OXLEY ACT OF 2002**

Pursuant to the requirement set forth in Rule 13a-14(b) of the Securities Exchange Act of 1934, as amended (the "Exchange Act"), and Section 1350 of Chapter 63 of Title 18 of the United States Code (18 U.S.C. §1350), I, Paul Holt, hereby certify that, to my knowledge:

- (i) the Company's Annual Report on Form 10-K for the year ended December 31, 2017 to which this Certification is attached as Exhibit 32.2 (the "Report") fully complies with the requirements of section 13(a) or 15(d) of the Exchange Act, and
- (ii) that the information contained in the Report fairly presents, in all material respects, the financial condition and results of operations of NantHealth, Inc.

Date: March 16, 2018

By: /s/ Paul Holt

Chief Financial Officer

(Principal Financial and Accounting Officer)

This certification accompanies the Annual Report on Form 10-K to which it relates, is not deemed filed with the Securities and Exchange Commission and is not to be incorporated by reference into any filing of NantHealth, Inc. under the Securities Act of 1933, as amended, or the Exchange Act (whether made before or after the date of the Form 10-K), irrespective of any general incorporation language contained in such filing.